LANCE R. LEFLEUR
DIRECTOR

KAY IVEY
GOVERNOR

Alabama Department of Environmental Management
adem.alabama.gov
1400 Coliseum Blvd. 36110-2400 ▪ Post Office Box 301463
Montgomery, Alabama 36130-1463
(334) 271-7700 ▪ FAX (334) 271-7950

August 5, 2022

James Perkins
Mayor
The Waterworks and Sewer Board of the City of Selma
P O Box 326
Selma, AL 36702

RE: Draft Permit
NPDES Permit No. AL0022578
Valley Creek WWTP
Dallas County, Alabama

Dear Mayor Perkins:

Transmitted herein is a draft of the referenced permit.

We would appreciate your comments on the permit within **30 days** of the date of this letter. Please direct any comments of a technical or administrative nature to the undersigned.

By copy of this letter and the draft permit, we are also requesting comments within the same time frame from EPA.

Please be aware that Parts I.C.1.c and I.C.2.e of your permit require participation in the Department's Alabama Environmental Permitting and Compliance System (AEPACS) for submittal of DMRs and SSOs upon issuance of this permit unless valid justification as to why you cannot participate is submitted in writing. SSO hotline notifications and hard copy Form 415 SSO reports may be used only with the written approval from the Department. AEPACS allows ADEM to electronically validate and acknowledge receipt of the data. This improves the accuracy of reported compliance data and reduces costs to both the regulated community and ADEM. Please note that all AEPACS users can create the electronic DMRs and SSOs; however, only AEPACS users with certifier permissions will be able to submit the electronic DMRs and SSOs to ADEM.

Our records indicate that you have utilized the Department's web-based electronic environmental (E2) reporting system for submittal of discharge monitoring reports (DMRs) and sanitary sewer overflow (SSO) notifications/reports. The Department transitioned from the E2 Reporting System to the Alabama Environmental Permitting and Compliance System (AEPACS) for the submittal of DMRs and SSOs on November 15, 2021. AEPACS is an electronic system that allows facilities to apply for and maintain permits as well as submit other required applications, registrations, and certifications. In addition, the system allows facilities to submit required compliance reports or other information to the Department. The Department has used the E2 User account information to set up a similar User Profile in AEPACS based on the following criteria:

1. The user has logged in to E2 since October 1, 2019; and
2. The E2 user account is set up using a unique email address.

E2 users that met the above criteria will only need to establish an ADEM Web Portal account (https://prd.adem.alabama.gov/awp) under the same email address as their E2 account to have the same permissions in AEPACS as they did in E2. They will also automatically be linked to the same facilities they were in E2.

Please also be aware that Part IV. of your permit requires that you develop, implement, and maintain a Sanitary Sewer Overflow Response Plan.

The Alabama Department of Environmental Management encourages you to voluntarily consider pollution prevention practices and alternatives at your facility. Pollution Prevention may assist you in complying with effluent limitations, and possibly reduce or eliminate monitoring requirements.

Should you have any questions, please contact the undersigned slee@adem.alabama.gov

Sincerely,

Sandra Lee

Sandra Lee
Municipal Section
Water Division

Enclosure

cc: Environmental Protection Agency Email
Ms. Elaine Snyder/U.S. Fish and Wildlife Service
Ms. Elizabeth Brown/Alabama Historical Commission
Advisory Council on Historic Preservation
Department of Conservation and Natural Resources

ADEM
Alabama Department of Environmental Management

NATIONAL POLLUTANT DISCHARGE ELIMINATION SYSTEM PERMIT

PERMITTEE: THE WATERWORKS AND SEWER BOARD OF THE CITY OF SELMA
P O BOX 326
SELMA, ALABAMA 36702

FACILITY LOCATION: VALLEY CREEK WWTP (6) MGD
1 MARINA DRIVE
SELMA, ALABAMA
DALLAS COUNTY

PERMIT NUMBER: AL0022578

RECEIVING WATERS: ALABAMA RIVER (DANNELLY LAKE)

In accordance with and subject to the provisions of the Federal Water Pollution Control Act, as amended, 33 U.S.C. §§1251-1388 (the "FWPCA"), the Alabama Water Pollution Control Act, as amended, Code of Alabama 1975, §§ 22-22-1 to 22-22-14 (the "AWPCA"), the Alabama Environmental Management Act, as amended, Code of Alabama 1975, §§22-22A-1 to 22-22A-17, and rules and regulations adopted thereunder, and subject further to the terms and conditions set forth in this permit, the Permittee is hereby authorized to discharge into the above-named receiving waters.

ISSUANCE DATE:

EFFECTIVE DATE:

EXPIRATION DATE:

Draft

Alabama Department of Environmental Management

TABLE OF CONTENTS

PART I: DISCHARGE LIMITATIONS, CONDITIONS, AND REQUIREMENTS 1

A. DISCHARGE LIMITATIONS AND MONITORING REQUIREMENTS 1

1. DSN 001-1: Municipal and Industrial Wastewater 1
2. DSN 001-T: Toxicity testing 3
3. DSN 001-S: Stormwater 4

B. DISCHARGE MONITORING AND RECORD KEEPING REQUIREMENTS 6

1. Representative Sampling 6
2. Measurement Frequency 6
3. Test Procedures 6
4. Recording of Results 7
5. Records Retention and Production 7
6. Reduction, Suspension or Termination of Monitoring and/or Reporting 7
7. Monitoring Equipment and Instrumentation 7

C. DISCHARGE REPORTING REQUIREMENTS 7

1. Reporting of Monitoring Requirements 7
2. Noncompliance Notifications and Reports 10

D. OTHER REPORTING AND NOTIFICATION REQUIREMENTS 12

1. Anticipated Noncompliance 12
2. Termination of Discharge 12
3. Updating Information 12
4. Duty to Provide Information 12

E. SCHEDULE OF COMPLIANCE 12

1. Compliance with discharge limits 12
2. Schedule 12

PART II: OTHER REQUIREMENTS, RESPONSIBILITIES, AND DUTIES 13

F. OPERATIONAL AND MANAGEMENT REQUIREMENTS 13

1. Facilities Operation and Maintenance 13
2. Best Management Practices 13
3. Certified Operator 13

G. OTHER RESPONSIBILITIES 13

1. Duty to Mitigate Adverse Impacts 13
2. Right of Entry and Inspection 13

H. BYPASS AND UPSET 13

1. Bypass 13
2. Upset 14

I. DUTY TO COMPLY WITH PERMIT, RULES, AND STATUTES 14

1. Duty to Comply 14
2. Removed Substances 15
3. Loss or Failure of Treatment Facilities 15
4. Compliance with Statutes and Rules 15

J. PERMIT TRANSFER, MODIFICATION, SUSPENSION, REVOCATION, AND REISSUANCE 15

1. Duty to Reapply or Notify of Intent to Cease Discharge 15
2. Change in Discharge 15
3. Transfer of Permit 16
4. Permit Modification and Revocation 16
5. Termination 17
6. Suspension 17
7. Stay 17

K. COMPLIANCE WITH TOXIC POLLUTANT STANDARD OR PROHIBITION 17

L. NOTICE TO DIRECTOR OF INDUSTRIAL USERS 17

M. PROHIBITIONS 18

PART III: ADDITIONAL REQUIREMENTS, CONDITIONS, AND LIMITATIONS 19

N. CIVIL AND CRIMINAL LIABILITY 19
1. Tampering 19
2. False Statements 19
3. Permit Enforcement 19
4. Relief from Liability 19
O. OIL AND HAZARDOUS SUBSTANCE LIABILITY 19
P. PROPERTY AND OTHER RIGHTS 20
Q. AVAILABILITY OF REPORTS 20
R. EXPIRATION OF PERMITS FOR NEW OR INCREASED DISCHARGES 20
S. COMPLIANCE WITH WATER QUALITY STANDARDS 20
T. GROUNDWATER 21
U. DEFINITIONS 21
V. SEVERABILITY 23

PART IV: SPECIFIC REQUIREMENTS, CONDITIONS, AND LIMITATIONS 24

A. SLUDGE MANAGEMENT PRACTICES 24
1. Applicability 24
2. Submitting Information 24
3. Reopener or Modification 24
B. EFFLUENT TOXICITY LIMITATIONS AND BIOMONITORING REQUIREMENTS ACUTE – NO DIFFUSER 24
1. Test Requirements 24
2. General Test Requirements: 24
4. Additional Testing Requirements: 25
5. Test Methods: 25
6. Effluent Toxicity Testing Reports 25
C. TOTAL RESIDUAL CHLORINE (TRC) REQUIREMENTS 27
D. PLANT CLASSIFICATION 27
E. POLLUTANT SCANS 27
F. STORM WATER REQUIREMENTS 27
G. SANITARY SEWER OVERFLOW RESPONSE PLAN 28
1. SSO Response Plan 28
2. SSO Response Plan Implementation 30
3. Department Review of the SSO Response Plan 30
4. SSO Response Plan Administrative Procedures 30

PART I: DISCHARGE LIMITATIONS, CONDITIONS, AND REQUIREMENTS

A. DISCHARGE LIMITATIONS AND MONITORING REQUIREMENTS

1. DSN 001-1: Municipal and Industrial Wastewater

During the period beginning on the effective date of this permit and lasting through the expiration date of this permit, the Permittee is authorized to discharge from Outfall 001, which is described more fully in the Permittee's application. Such discharge shall be limited and monitored by the Permittee as specified below:

Parameter	Quantity or Loading		Units	Quality or Concentration			Units	Sample Freq See note (1)	Sample Type	Seasonal See note (2)
Oxygen, Dissolved (DO) (00300) Effluent Gross Value	*****	*****	*****	(Report) Minimum Daily	*****	*****	mg/l	3X Weekly test	Grab	Not Seasonal
pH (00400) Effluent Gross Value	*****	*****	*****	6.0 Minimum Daily	*****	8.5 Maximum Daily	S.U.	3X Weekly test	Grab	Not Seasonal
Solids, Total Suspended (00530) Effluent Gross Value	1501 Monthly Average	2251 Weekly Average	lbs/day	*****	30.0 Monthly Average	45.0 Weekly Average	mg/l	3X Weekly test	24-Hr Composite	Not Seasonal
Solids, Total Suspended (00530) Raw Sew/Influent	(Report) Monthly Average	(Report) Weekly Average	lbs/day	*****	(Report) Monthly Average	(Report) Weekly Average	mg/l	3X Weekly test	24-Hr Composite	Not Seasonal
Nitrogen, Ammonia Total (As N) (00610) Effluent Gross Value	1000 Monthly Average	1501 Weekly Average	lbs/day	*****	20.0 Monthly Average	30.0 Weekly Average	mg/l	3X Weekly test	24-Hr Composite	Not Seasonal
Nitrogen, Kjeldahl Total (As N) (00625) Effluent Gross Value	(Report) Monthly Average	(Report) Weekly Average	lbs/day	*****	(Report) Monthly Average	(Report) Weekly Average	mg/l	Monthly	24-Hr Composite	Not Seasonal
Nitrite Plus Nitrate Total 1 Det. (As N) (00630) Effluent Gross Value	(Report) Monthly Average	(Report) Weekly Average	lbs/day	*****	(Report) Monthly Average	(Report) Weekly Average	mg/l	Monthly	24-Hr Composite	Not Seasonal
Phosphorus, Total (As P) (00665) Effluent Gross Value	(Report) Monthly Average	(Report) Weekly Average	lbs/day	*****	(Report) Monthly Average	(Report) Weekly Average	mg/l	Monthly	24-Hr Composite	Not Seasonal
Flow, In Conduit or Thru Treatment Plant (50050) Effluent Gross Value	(Report) Monthly Average	(Report) Maximum Daily	MGD	*****	*****	*****	*****	Daily	Continuous	Not Seasonal

See Part II.C.1. for Bypass and Part II.C.2. for Upset conditions.

(1) Sample Frequency – See also Part I.B.2

See Permit Requirements for Effluent Toxicity Testing in Part IV.B.

(2) S = Summer (April – October)
W = Winter (November - March)
ECS = E. coli Summer (May - October)
ECW = E. coli Winter (November - April)

(3) See Part IV.C. for Total Residual Chlorine (TRC). Monitoring for TRC is applicable if chlorine is utilized for disinfection purposes. If monitoring is not applicable during the monitoring period, enter "*9" or "NODI=9" (if hard copy) on the monthly DMR.

DSN 001-1 (Continued): Municipal and Industrial Wastewater

During the period beginning on the effective date of this permit and lasting through the expiration date of this permit, the Permittee is authorized to discharge from Outfall 001, which is described more fully in the Permittee's application. Such discharge shall be limited and monitored by the Permittee as specified below:

Parameter	Quantity or Loading		Units	Quality or Concentration			Units	Sample Freq See note (1)	Sample Type	Seasonal See note (2)
Chlorine, Total Residual (50060) See note (3) Effluent Gross Value	*****	*****	*****	*****	0.13 Monthly Average	0.23 Maximum Daily	mg/l	3X Weekly test	Grab	Not Seasonal
E. Coli (51040) Effluent Gross Value	*****	*****	*****	*****	548 Monthly Average	2507 Maximum Daily	col/100mL	3X Weekly test	Grab	ECW
E. Coli (51040) Effluent Gross Value	*****	*****	*****	*****	126 Monthly Average	298 Maximum Daily	col/100mL	3X Weekly test	Grab	ECS
BOD, Carbonaceous 05 Day, 20C (80082) Effluent Gross Value	1251 Monthly Average	1876 Weekly Average	lbs/day	*****	25.0 Monthly Average	37.5 Weekly Average	mg/l	3X Weekly test	24-Hr Composite	Not Seasonal
BOD, Carbonaceous 05 Day, 20C (80082) Raw Sew/Influent	(Report) Monthly Average	(Report) Weekly Average	lbs/day	*****	(Report) Monthly Average	(Report) Weekly Average	mg/l	3X Weekly test	24-Hr Composite	Not Seasonal
BOD, Carb-5 Day, 20 Deg C, Percent Remvl (80091) Percent Removal	*****	*****	*****	85 Monthly Average Minimum	*****	*****	%	Monthly	Calculated	Not Seasonal
Solids, Suspended Percent Removal (81011) Percent Removal	*****	*****	*****	85 Monthly Average Minimum	*****	*****	%	Monthly	Calculated	Not Seasonal

See Part II.C.1. for Bypass and Part II.C.2. for Upset conditions.

(1) Sample Frequency – See also Part I.B.2

See Permit Requirements for Effluent Toxicity Testing in Part IV.B.

(2) S = Summer (April – October)
W = Winter (November - March)
ECS = E. coli Summer (May - October)
ECW = E. coli Winter (November - April)

(3) See Part IV.C. for Total Residual Chlorine (TRC). Monitoring for TRC is applicable if chlorine is utilized for disinfection purposes. If monitoring is not applicable during the monitoring period, enter "*9" or "NODI=9" (if hard copy) on the monthly DMR.

2. DSN 001-T: Toxicity testing

During the period beginning on the effective date of this permit and lasting through the expiration date of this permit, the Permittee is authorized to discharge from Outfall 001, which is described more fully in the Permittee's application. Such discharge shall be limited and monitored by the Permittee as specified below:

Parameter	Quantity or Loading		Units	Quality or Concentration			Units	Sample Freq See note (1)	Sample Type	Seasonal See note (2)
Toxicity, Ceriodaphnia Acute (61425) Effluent Gross Value	*****	0 Single Sample	pass=0;fail=1	*****	*****	*****	*****	See Permit Requirements	24-Hr Composite	Oct
Toxicity, Pimephales Acute (61427) Effluent Gross Value	*****	0 Single Sample	pass=0;fail=1	*****	*****	*****	*****	See Permit Requirements	24-Hr Composite	Oct

See Part II.C.1. for Bypass and Part II.C.2. for Upset conditions.

(1) Sample Frequency – See also Part I.B.2

See Permit Requirements for Effluent Toxicity Testing in Part IV.B.

(2) S = Summer (April – October)
W = Winter (November - March)
ECS = E. coli Summer (May - October)
ECW = E. coli Winter (November - April)

3. DSN 001-S: Stormwater

During the period beginning on the effective date of this permit and lasting through the expiration date of this permit, the Permittee is authorized to discharge from Outfall 001-S, which is described more fully in the Permittee's application. Such discharge shall be limited and monitored by the Permittee as specified below:

Parameter	Quantity or Loading		Units	Quality or Concentration			Units	Sample Freq See note (1)	Sample Type	Seasonal See note (2)
pH (00400) Storm Water	*****	*****	*****	(Report) Minimum Daily	*****	(Report) Maximum Daily	S.U.	Annually	Grab	Not Seasonal
Solids, Total Suspended (00530) Storm Water	*****	*****	*****	*****	*****	(Report) Maximum Daily	mg/l	Annually	Grab	Not Seasonal
Oil & Grease (00556) Storm Water	*****	*****	*****	*****	*****	15 Maximum Daily	mg/l	Annually	Grab	Not Seasonal
Nitrogen, Ammonia Total (As N) (00610) Storm Water	*****	*****	*****	*****	*****	(Report) Maximum Daily	mg/l	Annually	Grab	Not Seasonal
Nitrogen, Kjeldahl Total (As N) (00625) Storm Water	*****	*****	*****	*****	*****	(Report) Maximum Daily	mg/l	Annually	Grab	Not Seasonal
Nitrite Plus Nitrate Total 1 Det. (As N) (00630) Storm Water	*****	*****	*****	*****	*****	(Report) Maximum Daily	mg/l	Annually	Grab	Not Seasonal
Phosphorus, Total (As P) (00665) Storm Water	*****	*****	*****	*****	*****	(Report) Maximum Daily	mg/l	Annually	Grab	Not Seasonal
Flow, In Conduit or Thru Treatment Plant (50050) Storm Water	*****	(Report) Maximum Daily	MGD	*****	*****	*****	*****	Annually	Calculated	Not Seasonal
E. Coli (51040) Storm Water	*****	*****	*****	*****	*****	(Report) Maximum Daily	col/100mL	Annually	Grab	Not Seasonal

See Part II.C.1. for Bypass and Part II.C.2. for Upset conditions.

(1) Sample Frequency – See also Part I.B.2

See Permit Requirements for Effluent Toxicity Testing in Part IV.B.

See Permit Requirements for Stormwater in Part IV.F

(2) S = Summer (April – October)
W = Winter (November - March)
ECS = E. coli Summer (May - October)
ECW = E. coli Winter (November - April)

DSN 001-S (Continued): Stormwater

During the period beginning on the effective date of this permit and lasting through the expiration date of this permit, the Permittee is authorized to discharge from Outfall 001-S, which is described more fully in the Permittee's application. Such discharge shall be limited and monitored by the Permittee as specified below:

Parameter	Quantity or Loading		Units	Quality or Concentration			Units	Sample Freq See note (1)	Sample Type	Seasonal See note (2)
BOD, Carbonaceous 05 Day, 20C (80082) Storm Water	*****	*****	*****	*****	*****	(Report) Maximum Daily	mg/l	Annually	Grab	Not Seasonal

See Part II.C.1. for Bypass and Part II.C.2. for Upset conditions.

(1) Sample Frequency – See also Part I.B.2

See Permit Requirements for Effluent Toxicity Testing in Part IV.B.

See Permit Requirements for Stormwater in Part IV.F

(2) S = Summer (April – October)
W = Winter (November - March)
ECS = E. coli Summer (May - October)
ECW = E. coli Winter (November - April)

B. DISCHARGE MONITORING AND RECORD KEEPING REQUIREMENTS

1. Representative Sampling

   Sample collection and measurement actions shall be representative of the volume and nature of the monitored discharge and shall be in accordance with the provisions of this permit. The effluent sampling point shall be at the nearest accessible location just prior to discharge and after final treatment, unless otherwise specified in the permit.

2. Measurement Frequency

   Measurement frequency requirements found in Provision I.A. shall mean:

   a. Seven days per week shall mean daily.

   b. Five days per week shall mean any five days of discharge during a calendar weekly period of Sunday through Saturday.

   c. Three days per week shall mean any three days of discharge during a calendar week.

   d. Two days per week shall mean any two days of discharge during a calendar week

   e. One day per week shall mean any day of discharge during a calendar week.

   f. Two days per month shall mean any two days of discharge during the month that are no less than seven days apart. However, if discharges occur only during one seven-day period in a month, then two days per month shall mean any two days of discharge during that seven day period.

   g. One day per month shall mean any day of discharge during the calendar month.

   h. Quarterly shall mean any day of discharge during each calendar quarter.

   i. The Permittee may increase the frequency of sampling, listed in Provisions I.B.2.a through I.B.2.h; however, all sampling results are to be reported to the Department.

3. Test Procedures

   For the purpose of reporting and compliance, permittees shall use one of the following procedures:

   a. For parameters with an EPA established Minimum Level (ML), report the measured value if the analytical result is at or above the ML and report "0" for values below the ML. Test procedures for the analysis of pollutants shall conform to 40 CFR Part 136 and guidelines published pursuant to Section 304(h) of the FWPCA, 33 U.S.C. Section 1314(h). If more than one method for analysis of a substance is approved for use, a method having a minimum level lower than the permit limit shall be used. If the minimum level of all methods is higher than the permit limit, the method having the lowest minimum level shall be used and a report of less than the minimum level shall be reported as zero and will constitute compliance, however should EPA approve a method with a lower minimum level during the term of this permit the permittee shall use the newly approved method.

   b. For pollutants parameters without an established ML, an interim ML may be utilized. The interim ML shall be calculated as 3.18 times the Method Detection Level (MDL) calculated pursuant to 40 CFR Part 136, Appendix B.

      Permittees may develop an effluent matrix-specific ML, where an effluent matrix prevents attainment of the established ML. However, a matrix specific ML shall be based upon proper laboratory method and technique. Matrix-specific MLs must be approved by the Department, and may be developed by the permittee during permit issuance, reissuance, modification, or during compliance schedule.

      In either case the measured value should be reported if the analytical result is at or above the ML and "0" reported for values below the ML.

   c. For parameters without an EPA established ML, interim ML, or matrix-specific ML, a report of less than the detection limit shall constitute compliance if the detection limit of all analytical methods is higher than the permit limit. For the purpose of calculating a monthly average, "0" shall be used for values reported less than the detection limit.

The Minimum Level utilized for procedures a and b above shall be reported on the permittee's DMR. When an EPA approved test procedure for analysis of a pollutant does not exist, the Director shall approve the procedure to be used.

4. Recording of Results

For each measurement or sample taken pursuant to the requirements of this permit, the permittee shall record the following information:

a. The facility name and location, point source number, date, time and exact place of sampling;

b. The name(s) of person(s) who obtained the samples or measurements;

c. The dates and times the analyses were performed;

d. The name(s) of the person(s) who performed the analyses;

e. The analytical techniques or methods used, including source of method and method number; and

f. The results of all required analyses.

5. Records Retention and Production

a. The permittee shall retain records of all monitoring information, including all calibration and maintenance records and all original strip chart recordings for continuous monitoring instrumentation, copies of all reports required by the permit, and records of all data used to complete the above reports or the application for this permit, for a period of at least three years from the date of the sample measurement, report or application. This period may be extended by request of the Director at any time. If litigation or other enforcement action, under the AWPCA and/or the FWPCA, is ongoing which involves any of the above records, the records shall be kept until the litigation is resolved. Upon the written request of the Director or his designee, the permittee shall provide the Director with a copy of any record required to be retained by this paragraph. Copies of these records should not be submitted unless requested.

b. All records required to be kept for a period of three years shall be kept at the permitted facility or an alternate location approved by the Department in writing and shall be available for inspection.

6. Reduction, Suspension or Termination of Monitoring and/or Reporting

a. The Director may, with respect to any point source identified in Provision I.A. of this permit, authorize the permittee to reduce, suspend or terminate the monitoring and/or reporting required by this permit upon the submission of a written request for such reduction, suspension or termination by the permittee, supported by sufficient data which demonstrates to the satisfaction of the Director that the discharge from such point source will continuously meet the discharge limitations specified in Provision I.A. of this permit.

b. It remains the responsibility of the permittee to comply with the monitoring and reporting requirements of this permit until written authorization to reduce, suspend or terminate such monitoring and/or reporting is received by the permittee from the Director.

7. Monitoring Equipment and Instrumentation

All equipment and instrumentation used to determine compliance with the requirements of this permit shall be installed, maintained, and calibrated in accordance with the manufacturer's instructions or, in the absence of manufacturer's instructions, in accordance with accepted practices. At a minimum, flow measurement devices shall be calibrated at least once every 12 months.

C. DISCHARGE REPORTING REQUIREMENTS

1. Reporting of Monitoring Requirements

a. The permittee shall conduct the required monitoring in accordance with the following schedule:

(1) **MONITORING REQUIRED MORE FREQUENTLY THAN MONTHLY AND MONTHLY** shall be conducted during the first full month following the effective date of coverage under this permit and every month thereafter.

(2) **QUARTERLY MONITORING** shall be conducted at least once during each calendar quarter. Calendar quarters are the periods of January through March, April through June, July through September, and October through December. The permittee shall conduct the quarterly monitoring during the first complete calendar quarter following the effective date of this permit and is then required to monitor once during each quarter thereafter. Quarterly monitoring should be reported on the last DMR due for the quarter (i.e., March, June, September and December DMRs).

(3) **SEMIANNUAL MONITORING** shall be conducted at least once during the period of January through June and at least once during the period of July through December. The permittee shall conduct the semiannual monitoring during the first complete calendar semiannual period following the effective date of this permit and is then required to monitor once during each semiannual period thereafter. Semiannual monitoring may be done anytime during the semiannual period, unless restricted elsewhere in this permit, but it should be reported on the last DMR due for the month of the semiannual period (i.e., June and December DMRs).

(4) **ANNUAL MONITORING** shall be conducted at least once during the period of January through December. The permittee shall conduct the annual monitoring during the first complete calendar annual period following the effective date of this permit and is then required to monitor once during each annual period thereafter. Annual monitoring may be done anytime during the year, unless restricted elsewhere in this permit, but it should be reported on the December DMR.

b. The permittee shall submit discharge monitoring reports (DMRs) in accordance with the following schedule:

(1) **REPORTS OF MORE FREQUENTLY THAN MONTHLY AND MONTHLY TESTING** shall be submitted on a monthly basis. The first report is due on the 28th day of the month following the month the permit becomes effective. The reports shall be submitted so that they are received by the Department no later than the 28th day of the month following the reporting period, unless otherwise directed by the Department.

(2) **REPORTS OF QUARTERLY TESTING** shall be submitted on a quarterly basis. The first report is due on the 28th day of the month following the first complete calendar quarter the permit becomes effective. The reports shall be submitted so that they are received by the Department no later than the 28th day of the month following the reporting period, unless otherwise directed by the Department.

(3) **REPORTS OF SEMIANNUAL TESTING** shall be submitted on a semiannual basis. The reports are due on the 28th day of JANUARY and the 28th day of JULY. The reports shall be submitted so that they are received by the Department no later than the 28th day of the month following the reporting period, unless otherwise directed by the Department.

(4) **REPORTS OF ANNUAL TESTING** shall be submitted on an annual basis. Unless specified elsewhere in the permit, the first report is due on the 28th day of JANUARY. The reports shall be submitted so that they are received by the Department no later than the 28th day of the month following the reporting period, unless otherwise directed by the Department.

c. Except as allowed by Provision I.C.1.c.(1) or (2), the permittee shall submit all Discharge Monitoring Reports (DMRs) required by Provision I.C.1.b. electronically.

(1) If the permittee is unable to complete the electronic submittal of DMR data due to technical problems originating with the Department's electronic system (this could include entry/submittal issues with an entire set of DMRs or individual parameters), the permittee is not relieved of their obligation to submit DMR data to the Department by the date specified in Provision I.C.1.b., unless otherwise directed by the Department.

If the Department's electronic system is down on the 28th day of the month in which the DMR is due or is down for an extended period of time, as determined by the Department, when a DMR is required to be submitted, the permittee may submit the data in an alternate manner and format acceptable to the Department. Preapproved alternate acceptable methods include faxing, e-mailing, mailing, or hand-delivery of data such that they are received by the required reporting date. Within five calendar days of the Department's electronic system resuming operation, the

permittee shall enter the data into the Department's electronic system, unless an alternate timeframe is approved by the Department. A comment should be included on the electronic DMR submittal verifying the original submittal date (date of the fax, copy of dated e-mail, or hand-delivery stamped date), if applicable.

(2) The permittee may submit a request to the Department for a temporary electronic reporting waiver for DMR submittals. The waiver request should include the permit number; permittee name; facility/site name; facility address; name, address, and contact information for the responsible official or duly authorized representative; a detailed statement regarding the basis for requesting such a waiver; and the duration for which the waiver is requested. Approved electronic reporting waivers are not transferrable.

(3) A permittee with an approved electronic reporting waiver for DMRs may submit hard copy DMRs for the period that the approved electronic reporting waiver request is effective. The permittee shall submit the Department-approved DMR forms to the address listed in Provision I.C.1.e.

(4) If a permittee is allowed to submit a hard copy DMR, the DMR must be legible and bear an original signature. Photo and electronic copies of the signature are not acceptable and shall not satisfy the reporting requirements of this permit.

(5) If the permittee, using approved analytical methods as specified in Provision I.B.2, monitors any discharge from a point source for a limited substance identified in Provision I.A. of this permit more frequently than required by this permit, the results of such monitoring shall be included in the calculation and reporting of values on the DMR and the increased frequency shall be indicated on the DMR.

(6) In the event no discharge from a point source identified in Provision I.A. of this permit and described more fully in the permittee's application occurs during a monitoring period, the permittee shall report "No Discharge" for such period on the appropriate DMR.

d. All reports and forms required to be submitted by this permit, the AWPCA and the Department's Rules and Regulations, shall be electronically signed (or, if allowed by the Department, traditionally signed) by a "responsible official" of the permittee as defined in ADEM Administrative Code Rule 335-6-6-.09 or a "duly authorized representative" of such official as defined in ADEM Administrative Code Rule 335-6-6-.09 and shall bear the following certification:

"I certify under penalty of law that this document and all attachments were prepared under my direction or supervision in accordance with a system designed to assure that qualified personnel properly gather and evaluate the information submitted. Based on my inquiry of the person or persons who manage the system, or those persons directly responsible for gathering information, the information submitted is, to the best of my knowledge and belief, true, accurate, and complete. I am aware that there are significant penalties for submitting false information, including the possibility of fine and imprisonment for knowing violations."

e. Discharge Monitoring Reports required by this permit, the AWPCA, and the Department's Rules that are being submitted in hard copy shall be addressed to:

Alabama Department of Environmental Management
Environmental Data Section, Permits & Services Division
Post Office Box 301463
Montgomery, Alabama 36130-1463

Certified and Registered Mail containing Discharge Monitoring Reports shall be addressed to:

Alabama Department of Environmental Management
Environmental Data Section, Permits & Services Division
1400 Coliseum Boulevard
Montgomery, Alabama 36110-2400

f. All other correspondence and reports required to be submitted by this permit, the AWPCA, and the Department's Rules shall be addressed to:

Alabama Department of Environmental Management
Municipal Section, Water Division
Post Office Box 301463
Montgomery, Alabama 36130-1463

Certified and Registered Mail shall be addressed to:

Alabama Department of Environmental Management
Environmental Data Section, Permits & Services Division
1400 Coliseum Boulevard
Montgomery, Alabama 36110-2400

g. If this permit is a reissuance, then the permittee shall continue to submit DMRs in accordance with the requirements of their previous permit until such time as DMRs are due as discussed in Part I.C.1.b. above.

2. Noncompliance Notifications and Reports

a. The Permittee shall notify the Department if, for any reason, the Permittee's discharge:

(1) Does not comply with any daily minimum or maximum discharge limitation for an effluent characteristic specified in Provision I.A. of this permit which is denoted by an "(X)";

(2) Potentially threatens human health or welfare;

(3) Threatens fish or aquatic life;

(4) Causes an in-stream water quality criterion to be exceeded;

(5) Does not comply with an applicable toxic pollutant effluent standard or prohibition established under Section 307(a) of the FWPCA, 33 U.S.C. Section 1317(a);

(6) Contains a quantity of a hazardous substance that may be harmful to public health or welfare under Section 311(b)(4) of the FWPCA, 33 U.S.C. Section 1321(b)(4);

(7) Exceeds any discharge limitation for an effluent parameter listed in Part I.A. as a result of an unanticipated bypass or upset; or

(8) Is an unpermitted direct or indirect discharge of a pollutant to a water of the state. (Note that unpermitted discharges properly reported to the Department under any other requirement are not required to be reported under this provision.)

The Permittee shall orally or electronically provide notification of any of the above occurrences, describing the circumstances and potential effects, to the Director or Designee within 24-hours after the Permittee becomes aware of the occurrence of such discharge. In addition to the oral or electronic notification, the Permittee shall submit a report to the Director or Designee, as provided in Provision I.C.2.c. or I.C.2.e., no later than five days after becoming aware of the occurrence of such discharge or occurrence.

b. If, for any reason, the Permittee's discharge does not comply with any limitation of this permit, then the Permittee shall submit a written report to the Director or Designee, as provided in Provision I.C.2.c below. This report must be submitted with the next Discharge Monitoring Report required to be submitted by Provision I.C.1 of this permit after becoming aware of the occurrence of such noncompliance.

c. Except for notifications and reports of notifiable SSOs which shall be submitted in accordance with the applicable Provisions of this permit, the Permittee shall submit the reports required under Provisions I.C.2.a. and b. to the Director or Designee on ADEM Form 421, available on the Department's website (http://www.adem.state.al.us/DeptForms/Form421.pdf). The completed Form must document the following information:

(1) A description of the discharge and cause of noncompliance;

(2) The period of noncompliance, including exact dates, times, and duration of the noncompliance. If the noncompliance is not corrected by the due date of the written report, then the Permittee shall provide an estimated date by which the noncompliance will be corrected; and

(3) A description of the steps taken by the Permittee and the steps planned to be taken by the Permittee to reduce or eliminate the noncompliant discharge and to prevent its recurrence.

d. Immediate notification

The Permittee shall provide notification to the Director, the public, the county health department, and any other affected entity such as public water systems, as soon as possible upon becoming aware of any notifiable sanitary sewer overflow. Notification to the Director shall be completed utilizing the Department's web-based electronic environmental SSO reporting system in accordance with Provision I.C.2.e.

e. The Department is utilizing an electronic system for notification and submittal of SSO reports. Except as noted below, the Permittee must submit all SSO reports electronically in the Department's electronic system. If requested, waivers from utilization of the electronic system shall be submitted in accordance with ADEM Admin. Code 335-6-1-.04(6). The Department's electronic reporting system shall be utilized unless a written waiver has been granted. A waiver is not effective until receipt of written approval from the Department. Utilization of verbal notifications and hard copy SSO report submittals is allowed only if approved in writing by the Department. The Permittee shall include in the SSO reports the information requested by ADEM Form 415. In addition, the Permittee shall include the latitude and longitude of the SSO in the report except when the SSO is a result of an extreme weather event (e.g., hurricane). To participate in the electronic system for SSO reports, an account may be created at https://aepacs.adem.alabama.gov/nviro/ncore/external/home. If the electronic system is down (i.e., electronic submittal of SSO data cannot be completed due to technical problems originating with the Department's system), the Permittee is not relieved of its obligation to notify the Department or submit SSO reports to the Department by the required submittal date, and the Permittee shall submit the data in an alternate manner and format acceptable to the Department. Preapproved alternate acceptable methods include verbal reports, reports submitted via the SSO hotline, or reports submitted via fax, e-mail, mail, or hand-delivery such that they are received by the required reporting date. Within five calendar days of the electronic system resuming operation, the Permittee shall enter the data into the electronic system, unless an alternate timeframe is approved by the Department. For any alternate notification, records of the date, time, notification method, and person submitting the notification should be maintained by the Permittee. If a Permittee is allowed to submit SSO reports via an alternate method, the SSO report must be in a format approved by the Department and must be legible.

f. The Permittee shall maintain a record of all known wastewater discharge points that are not authorized as permitted outfalls, including but not limited to SSOs. The Permittee shall include this record in its **Municipal Water Pollution Prevention (MWPP) Annual Reports**, which shall be submitted to the Department each year by May 31st for the prior calendar year period beginning January 1st and ending December 31st. The MWPP Annual Reports shall contain a list of all known wastewater discharge points that are not authorized as permitted outfalls and any discharges that occur prior to the headworks of the wastewater treatment plant covered by this permit. The Permittee shall also provide in the MWPP Annual Reports a list of any discharges reported during the applicable time period in accordance with Provision I.C.2.a. The Permittee shall include in its MWPP Annual Reports the following information for each known unpermitted discharge that occurred:

(1) The cause of the discharge;

(2) Date, duration and volume of discharge (estimate if unknown);

(3) Description of the source (e.g., manhole, lift station);

(4) Location of the discharge, by latitude and longitude (or other appropriate method as approved by the Department);

(5) The ultimate destination of the flow (e.g., surface waterbody, municipal separate storm sewer to surface waterbody). Location should be shown on a USGS quad sheet or copy thereof; and

(6) Corrective actions taken and/or planned to eliminate future discharges.

D. OTHER REPORTING AND NOTIFICATION REQUIREMENTS

1. Anticipated Noncompliance

The permittee shall give the Director written advance notice of any planned changes or other circumstances regarding a facility which may result in noncompliance with permit requirements.

2. Termination of Discharge

The permittee shall notify the Director, in writing, when all discharges from any point source(s) identified in Provision I. A. of this permit have permanently ceased. This notification shall serve as sufficient cause for instituting procedures for modification or termination of the permit.

3. Updating Information

a. The permittee shall inform the Director of any change in the permittee's mailing address or telephone number or in the permittee's designation of a facility contact or office having the authority and responsibility to prevent and abate violations of the AWPCA, the Department's Rules and the terms and conditions of this permit, in writing, no later than ten (10) days after such change. Upon request of the Director or his designee, the permittee shall furnish the Director with an update of any information provided in the permit application.

b. If the permittee becomes aware that it failed to submit any relevant facts in a permit application, or submitted incorrect information in a permit application or in any report to the Director, it shall promptly submit such facts or information with a written explanation for the mistake and/or omission.

4. Duty to Provide Information

The permittee shall furnish to the Director, within a reasonable time, any information which the Director or his designee may request to determine whether cause exists for modifying, revoking and re-issuing, suspending, or terminating this permit, in whole or in part, or to determine compliance with this permit.

E. SCHEDULE OF COMPLIANCE

1. Compliance with discharge limits

The permittee shall achieve compliance with the discharge limitations specified in Provision I. A. in accordance with the following schedule:

COMPLIANCE SHALL BE ATTAINED ON THE EFFECTIVE DATE OF THIS PERMIT

2. Schedule

No later than 14 calendar days following a date identified in the above schedule of compliance, the permittee shall submit either a report of progress or, in the case of specific actions being required by identified dates, a written notice of compliance or noncompliance. In the latter case, the notice shall include the cause of noncompliance, any remedial actions taken, and the probability of meeting the next scheduled requirement.

PART II: OTHER REQUIREMENTS, RESPONSIBILITIES, AND DUTIES

A. OPERATIONAL AND MANAGEMENT REQUIREMENTS

1. Facilities Operation and Maintenance

The permittee shall at all times properly operate and maintain all facilities and systems of treatment and control (and related appurtenances) which are installed or used by the permittee to achieve compliance with the conditions of the permit. Proper operation and maintenance includes effective performance, adequate funding, adequate operator staffing and training, and adequate laboratory and process controls, including appropriate quality assurance procedures. This provision requires the operation of backup or auxiliary facilities only when necessary to achieve compliance with the conditions of the permit.

2. Best Management Practices

a. Dilution water shall not be added to achieve compliance with discharge limitations except when the Director or his designee has granted prior written authorization for dilution to meet water quality requirements.

b. The permittee shall prepare, implement, and maintain a Spill Prevention, Control and Countermeasures (SPCC) Plan in accordance with 40 C.F.R. Section 112 if required thereby.

c. The permittee shall prepare, submit for approval and implement a Best Management Practices (BMP) Plan for containment of any or all process liquids or solids, in a manner such that these materials do not present a significant potential for discharge, if so required by the Director or his designee. When submitted and approved, the BMP Plan shall become a part of this permit and all requirements of the BMP Plan shall become requirements of this permit.

3. Certified Operator

The permittee shall not operate any wastewater treatment plant unless the competency of the operator to operate such plant has been duly certified by the Director pursuant to AWPCA, and meets the requirements specified in ADEM Administrative Code, Rule 335-10-1.

B. OTHER RESPONSIBILITIES

1. Duty to Mitigate Adverse Impacts

The permittee shall promptly take all reasonable steps to mitigate and minimize or prevent any adverse impact on human health or the environment resulting from noncompliance with any discharge limitation specified in Provision I. A. of this permit, including such accelerated or additional monitoring of the discharge and/or the receiving waterbody as necessary to determine the nature and impact of the noncomplying discharge.

2. Right of Entry and Inspection

a. The permittee shall allow the Director, or an authorized representative, upon the presentation of proper credentials and other documents as may be required by law to:

(1) Enter upon the permittee's premises where a regulated facility or activity or point source is located or conducted, or where records must be kept under the conditions of the permit;

(2) Have access to and copy, at reasonable times, any records that must be kept under the conditions of the permits;

(3) Inspect any facilities, equipment (including monitoring and control equipment), practices, or operations regulated or required under the permit; and

(4) Sample or monitor, for the purposes of assuring permit compliance or as otherwise authorized by the AWPCA, any substances or parameters at any location.

C. BYPASS AND UPSET

1. Bypass

a. Any bypass is prohibited except as provided in b. and c. below:

b. A bypass is not prohibited if:

(1) It does not cause any discharge limitation specified in Provision I. A. of this permit to be exceeded;

(2) It enters the same receiving stream as the permitted outfall; and

(3) It is necessary for essential maintenance of a treatment or control facility or system to assure efficient operation of such facility or system.

c. A bypass is not prohibited and need not meet the discharge limitations specified in Provision I. A. of this permit if:

(1) It is unavoidable to prevent loss of life, personal injury, or severe property damage;

(2) There are no feasible alternatives to the bypass, such as the use of auxiliary treatment facilities, retention of untreated wastes, or maintenance during normal periods of equipment downtime (this condition is not satisfied if adequate back-up equipment should have been installed in the exercise of reasonable engineering judgment to prevent a bypass which occurred during normal periods of equipment downtime or preventive maintenance); and

(3) The permittee submits a written request for authorization to bypass to the Director at least ten (10) days prior to the anticipated bypass (if possible), the permittee is granted such authorization, and the permittee complies with any conditions imposed by the Director to minimize any adverse impact on human health or the environment resulting from the bypass.

d. The permittee has the burden of establishing that each of the conditions of Provision II. C. 1. b. or c. have been met to qualify for an exception to the general prohibition against bypassing contained in a. and an exemption, where applicable, from the discharge limitations specified in Provision I. A. of this permit.

2. Upset

a. A discharge which results from an upset need not meet the discharge limitations specified in Provision I. A. of this permit if:

(1) No later than 24-hours after becoming aware of the occurrence of the upset, the Permittee orally reports the occurrence and circumstances of the upset to the Director or his designee; and

(2) No later than five (5) days after becoming aware of the occurrence of the upset, the Permittee furnishes the Director with evidence, including properly signed, contemporaneous operating logs, or other relevant evidence, demonstrating that:

(i) An upset occurred;

(ii) The Permittee can identify the specific cause(s) of the upset;

(iii) The Permittee's facility was being properly operated at the time of the upset; and

(iv) The Permittee promptly took all reasonable steps to minimize any adverse impact on human health or the environment resulting from the upset.

b. The permittee has the burden of establishing that each of the conditions of Provision II. C. 2. a. of this permit have been met to qualify for an exemption from the discharge limitations specified in Provision I. A. of this permit.

D. DUTY TO COMPLY WITH PERMIT, RULES, AND STATUTES

1. Duty to Comply

a. The permittee must comply with all conditions of this permit. Any permit noncompliance constitutes a violation of the AWPCA and the FWPCA and is grounds for enforcement action, permit termination, revocation and reissuance, suspension, modification, or denial of a permit renewal application.

b. The necessity to halt or reduce production or other activities in order to maintain compliance with the conditions of the permit shall not be a defense for a permittee in an enforcement action.

c. The discharge of a pollutant from a source not specifically identified in the permit application for this permit and not specifically included in the description of an outfall in this permit is not authorized and shall constitute noncompliance with this permit.

d. The permittee shall take all reasonable steps, including cessation of production or other activities, to minimize or prevent any violation of this permit or to minimize or prevent any adverse impact of any permit violation.

e. Nothing in this permit shall be construed to preclude or negate the Permittee's responsibility to apply for, obtain, or comply with other Federal, State, or Local Government permits, certifications,or licenses or to preclude from obtaining other federal, state, or local approvals, including those applicable to other ADEM programs and regulations.

2. Removed Substances

Solids, sludges, filter backwash, or any other pollutant or other waste removed in the course of treatment or control of wastewaters shall be disposed of in a manner that complies with all applicable Department Rules.

3. Loss or Failure of Treatment Facilities

Upon the loss or failure of any treatment facilities, including but not limited to the loss or failure of the primary source of power of the treatment facility, the permittee shall, where necessary to maintain compliance with the discharge limitations specified in Provision I. A. of this permit, or any other terms or conditions of this permit, cease, reduce, or otherwise control production and/or all discharges until treatment is restored. If control of discharge during loss or failure of the primary source of power is to be accomplished by means of alternate power sources, standby generators, or retention of inadequately treated effluent, the permittee must furnish to the Director within six months a certification that such control mechanisms have been installed.

4. Compliance with Statutes and Rules

a. This permit has been issued under ADEM Administrative Code, Chapter 335-6-6. All provisions of this chapter, that are applicable to this permit, are hereby made a part of this permit. A copy of this chapter may be obtained for a small charge from the Office of General Counsel, Alabama Department of Environmental Management, 1400 Coliseum Boulevard Montgomery, Alabama 36110-2059.

b. This permit does not authorize the noncompliance with or violation of any Laws of the State of Alabama or the United States of America or any regulations or rules implementing such laws. FWPCA, 33 U.S.C. Section 1319, and Code of Alabama 1975, Section 22-22-14.

E. PERMIT TRANSFER, MODIFICATION, SUSPENSION, REVOCATION, AND REISSUANCE

1. Duty to Reapply or Notify of Intent to Cease Discharge

a. If the permittee intends to continue to discharge beyond the expiration date of this permit, the permittee shall file a complete permit application for reissuance of this permit at least 180 days prior to its expiration. If the permittee does not intend to continue discharge beyond the expiration of this permit, the permittee shall submit written notification of this intent which shall be signed by an individual meeting the signatory requirements for a permit application as set forth in ADEM Administrative Code Rule 335-6-6-.09.

b. Failure of the permittee to apply for reissuance at least 180 days prior to permit expiration will void the automatic continuation of the expiring permit provided by ADEM Administrative Code Rule 335-6-6-.06 and should the permit not be reissued for any reason any discharge after expiration of this permit will be an unpermitted discharge.

2. Change in Discharge

Prior to any facility expansion, process modification or any significant change in the method of operation of the permittee's treatment works, the permittee shall provide the Director with information concerning the planned expansion, modification or change. The permittee shall apply for a permit modification at least 180 days prior to any facility expansion, process modification, significant change in the method of

operation of the permittee's treatment works, or other actions that could result in the discharge of additional pollutants or increase the quantity of a discharged pollutant or could result in an additional discharge point. This condition applies to pollutants that are or that are not subject to discharge limitations in this permit. No new or increased discharge may begin until the Director has authorized it by issuance of a permit modification or a reissued permit.

3. Transfer of Permit

This permit may not be transferred or the name of the permittee changed without notice to the Director and subsequent modification or revocation and reissuance of the permit to identify the new permittee and to incorporate any other changes as may be required under the FWPCA or AWPCA. In the case of a change in name, ownership or control of the permittee's premises only, a request for permit modification in a format acceptable to the Director is required at least 30 days prior to the change. In the case of a change in name, ownership, or control of the permittee's premises accompanied by a change or proposed change in effluent characteristics, a complete permit application is required to be submitted to the Director at least 180 days prior to the change. Whenever the Director is notified of a change in name, ownership, or control, he may decide not to modify the existing permit and require the submission of a new permit application.

4. Permit Modification and Revocation

a. This permit may be modified or revoked and reissued, in whole or in part, during its term for cause, including but not limited to, the following:

(1) If cause for termination under Provision II. E. 5. of this permit exists, the Director may choose to revoke and reissue this permit instead of terminating the permit;

(2) If a request to transfer this permit has been received, the Director may decide to revoke and reissue or to modify the permit; or

(3) If modification or revocation and reissuance is requested by the permittee and cause exists, the Director may grant the request.

b. This permit may be modified during its term for cause, including but not limited to, the following:

(1) If cause for termination under Provision II. E. 5. of this permit exists, the Director may choose to modify this permit instead of terminating this permit;

(2) There are material and substantial alterations or additions to the facility or activity generating wastewater which occurred after permit issuance which justify the application of permit conditions that are different or absent in the existing permit;

(3) The Director has received new information that was not available at the time of permit issuance and that would have justified the application of different permit conditions at the time of issuance;

(4) A new or revised requirement(s) of any applicable standard or limitation is promulgated under Sections 301(b)(2)(C), (D), (E), and (F), and 307(a)(2) of the FWPCA;

(5) Errors in calculation of discharge limitations or typographical or clerical errors were made;

(6) To the extent allowed by ADEM Administrative Code, Rule 335-6-6-.17, when the standards or regulations on which the permit was based have been changed by promulgation of amended standards or regulations or by judicial decision after the permit was issued;

(7) To the extent allowed by ADEM Administrative Code, Rule 335-6-6-.17, permits may be modified to change compliance schedules;

(8) To agree with a granted variance under 30l(c), 30l(g), 30l(h), 30l(k), or 3l6(a) of the FWPCA or for fundamentally different factors;

(9) To incorporate an applicable 307(a) FWPCA toxic effluent standard or prohibition;

(10) When required by the reopener conditions in this permit;

(11) When required under 40 CFR 403.8(e) (compliance schedule for development of pretreatment program);

(12) Upon failure of the state to notify, as required by Section 402(b)(3) of the FWPCA, another state whose waters may be affected by a discharge permitted by this permit;

(13) When required to correct technical mistakes, such as errors in calculation, or mistaken interpretations of law made in determining permit conditions; or

(14) When requested by the permittee and the Director determines that the modification has cause and will not result in a violation of federal or state law, regulations or rules; or

5. Termination

This permit may be terminated during its term for cause, including but not limited to, the following:

a. Violation of any term or condition of this permit;

b. The permittee's misrepresentation or failure to disclose fully all relevant facts in the permit application or during the permit issuance process or the permittee's misrepresentation of any relevant facts at any time;

c. Materially false or inaccurate statements or information in the permit application or the permit;

d. A change in any condition that requires either a temporary or permanent reduction or elimination of the permitted discharge;

e. The permittee's discharge threatens human life or welfare or the maintenance of water quality standards;

f. Permanent closure of the facility generating the wastewater permitted to be discharged by this permit or permanent cessation of wastewater discharge;

g. New or revised requirements of any applicable standard or limitation that is promulgated under Sections 301(b)(2)(C), (D), (E), and (F), and 307(a)(2) of the FWPCA that the Director determines cannot be complied with by the permittee.

h. Any other cause allowed by the ADEM Administrative Code, Chapter 335-6-6.

6. Suspension

This permit may be suspended during its term for noncompliance until the permittee has taken action(s) necessary to achieve compliance.

7. Stay

The filing of a request by the permittee for modification, suspension, or revocation of this permit, in whole or in part, does not stay any permit term or condition.

F. COMPLIANCE WITH TOXIC POLLUTANT STANDARD OR PROHIBITION

If any applicable effluent standard or prohibition (including any schedule of compliance specified in such effluent standard or prohibition) is established under Section 307(a) of the FWPCA, 33 U.S.C. Section 1317(a), for a toxic pollutant discharged by the permittee and such standard or prohibition is more stringent than any discharge limitation on the pollutant specified in Provision I. A. of this permit, or controls a pollutant not limited in Provision I. A. of this permit, this permit shall be modified to conform to the toxic pollutant effluent standard or prohibition and the permittee shall be notified of such modification. If this permit has not been modified to conform to the toxic pollutant effluent standard or prohibition before the effective date of such standard or prohibition, the permittee shall attain compliance with the requirements of the standard or prohibition within the time period required by the standard or prohibition and shall continue to comply with the standard or prohibition until this permit is modified or reissued.

G. NOTICE TO DIRECTOR OF INDUSTRIAL USERS

1. The permittee shall not allow the introduction of wastewater, other than domestic wastewater, from a new direct discharger prior to approval and permitting, if applicable, of the discharge by the Department.

2. The permittee shall not allow an existing indirect discharger to increase the quantity or change the character of its wastewater, other than domestic wastewater, prior to approval and permitting, if applicable, of the increased discharge by the Department.

3. The permittee shall report to the Department any adverse impact caused or believed to be caused by an indirect discharger on the treatment process, quality of discharged water or quality of sludge. Such report shall be submitted within seven days of the permittee becoming aware of the adverse impacts.

H. PROHIBITIONS

The permittee shall not allow, and shall take effective enforcement action to prevent and terminate, the introduction of any of the following into its treatment works by industrial users:

1. Pollutants which create a fire or explosion hazard in the treatment works;

2. Pollutants which will cause corrosive structural damage to the treatment works, or dischargers with a pH lower than 5.0 s.u., unless the works are specifically designed to accommodate such discharges;

3. Solid or viscous pollutants in amounts which will cause obstruction of flow in sewers, or other interference with the treatment works;

4. Pollutants, including oxygen demanding pollutants, released in a discharge of such volume or strength as to cause interference in the treatment works;

5. Heat in amounts which will inhibit biological activity in the treatment plant resulting in interference or in such quantities that the temperature of the treatment plant influent exceeds 40 °C (104 °F) unless the treatment plant is designed to accommodate such heat;

6. Pollutants in amounts which exceed any applicable pretreatment standard under Section 307 of FWPCA or any approved revisions thereof.

PART III: ADDITIONAL REQUIREMENTS, CONDITIONS, AND LIMITATIONS

A. CIVIL AND CRIMINAL LIABILITY

1. Tampering

   Any person who falsifies, tampers with, or knowingly renders inaccurate any monitoring device or method required to be maintained or performed under the permit shall, upon conviction, be subject to penalties as provided by the AWPCA.

2. False Statements

   Any person who knowingly makes any false statement, representation, or certification in any record or other document submitted or required to be maintained under this permit, including monitoring reports or reports of compliance or noncompliance shall, upon conviction, be subject to penalties as provided by the AWPCA.

3. Permit Enforcement

   a. Any NPDES permit issued or reissued by the Department is a permit for the purpose of the AWPCA and the FWPCA and as such any terms, conditions, or limitations of the permit are enforceable under state and federal law.

   b. Any person required to have a NPDES permit pursuant to ADEM Administrative Code Chapter 335-6-6 and who discharges pollutants without said permit, who violates the conditions of said permit, who discharges pollutants in a manner not authorized by the permit, or who violates applicable orders of the Department or any applicable rule or standard of the Department, is subject to any one or combination of the following enforcement actions under applicable state statutes:

      (1) An administrative order requiring abatement, compliance, mitigation, cessation, clean-up, and/or penalties;

      (2) An action for damages;

      (3) An action for injunctive relief; or

      (4) An action for penalties.

   c. If the permittee is not in compliance with the conditions of an expiring or expired permit the Director may choose to do any or all of the following provided the permittee has made a timely and complete application for reissuance of the permit:

      (1) Initiate enforcement action based upon the permit which has been continued;

      (2) Issue a notice of intent to deny the permit reissuance. If the permit is denied, the owner or operator would then be required to cease the activities authorized by the continued permit or be subject to enforcement action for operating without a permit;

      (3) Reissue the new permit with appropriate conditions; or

      (4) Take other actions authorized by these rules and AWPCA.

4. Relief from Liability

   Except as provided in Provision II. C. 1. (Bypass) and Provision II. C. 2. (Upset), nothing in this permit shall be construed to relieve the permittee of civil or criminal liability under the AWPCA or FWPCA for noncompliance with any term or condition of this permit.

B. OIL AND HAZARDOUS SUBSTANCE LIABILITY

Nothing in this permit shall be construed to preclude the institution of any legal action or relieve the permittee from any responsibilities, liabilities or penalties to which the permittee is or may be subject under Section 311 of the FWPCA, 33 U.S.C. Section 1321.

C. PROPERTY AND OTHER RIGHTS

This permit does not convey any property rights in either real or personal property, or any exclusive privileges, nor does it authorize any injury to persons or property or invasion of other private rights, or any infringement of federal, state, or local laws or regulations, nor does it authorize or approve the construction of any physical structures or facilities or the undertaking of any work in any waters of the state or of the United States.

D. AVAILABILITY OF REPORTS

Except for data determined to be confidential under Code of Alabama 1975, Section 22-22-9(c), all reports prepared in accordance with the terms of this permit shall be available for public inspection at the offices of the Department. Effluent data shall not be considered confidential.

E. EXPIRATION OF PERMITS FOR NEW OR INCREASED DISCHARGES

1. If this permit was issued for a new discharger or new source, this permit shall expire eighteen months after the issuance date if construction of the facility has not begun during the eighteen-month period.

2. If this permit was issued or modified to allow the discharge of increased quantities of pollutants to accommodate the modification of an existing facility, and if construction of this modification has not begun during the eighteen month period after issuance of this permit or permit modification, this permit shall be modified to reduce the quantities of pollutants allowed to be discharged to those levels that would have been allowed if the modification of the facility had not been planned.

3. Construction has begun when the owner or operator has:

a. Begun, or caused to begin as part of a continuous on-site construction program:

(1) Any placement, assembly, or installation of facilities or equipment; or

(2) Significant site preparation work including clearing, excavation, or removal of existing buildings, structures, or facilities which are necessary for the placement, assembly, or installation of new source facilities or equipment; or

b. Entered into a binding contractual obligation for the purpose of placement, assembly, or installation of facilities or equipment which are intended to be used in its operation within a reasonable time. Options to purchase or contracts which can be terminated or modified without substantial loss, and contracts for feasibility, engineering, and design studies do not constitute a contractual obligation under this paragraph.

4. Final plans and specifications for a waste treatment facility at a new source or new discharger, or a modification to an existing waste treatment facility must be submitted to and examined by the Department prior to initiating construction of such treatment facility by the permittee.

5. Upon completion of construction of waste treatment facilities and prior to operation of such facilities, the permittee shall submit to the Department a certification from a registered professional engineer, licensed to practice in the State of Alabama, that the treatment facilities have been built according to plans and specifications submitted to and examined by the Department.

F. COMPLIANCE WITH WATER QUALITY STANDARDS

1. On the basis of the permittee's application, plans, or other available information, the Department has determined that compliance with the terms and conditions of this permit should assure compliance with the applicable water quality standards.

2. Compliance with permit terms and conditions notwithstanding, if the permittee's discharge(s) from point sources identified in Provision I. A. of this permit cause or contribute to a condition in contravention of state water quality standards, the Department may require abatement action to be taken by the permittee in emergency situations or modify the permit pursuant to the Department's Rules, or both.

3. If the Department determines, on the basis of a notice provided pursuant to this permit or any investigation, inspection or sampling, that a modification of this permit is necessary to assure maintenance of water quality standards or compliance with other provisions of the AWPCA or FWPCA,

the Department may require such modification and, in cases of emergency, the Director may prohibit the discharge until the permit has been modified.

G. GROUNDWATER

Unless specifically authorized under this permit, this permit does not authorize the discharge of pollutants to groundwater. Should a threat of groundwater contamination occur, the Director may require groundwater monitoring to properly assess the degree of the problem, and the Director may require that the permittee undertake measures to abate any such discharge and/or contamination.

H. DEFINITIONS

1. Average monthly discharge limitation - means the highest allowable average of "daily discharges" over a calendar month, calculated as the sum of all "daily discharges" measured during a calendar month divided by the number of "daily discharges" measured during that month (zero discharge days shall not be included in the number of "daily discharges" measured and a less than detectable test result shall be treated as a concentration of zero if the most sensitive EPA approved method was used).
2. Average weekly discharge limitation - means the highest allowable average of "daily discharges" over a calendar week, calculated as the sum of all "daily discharges" measured during a calendar week divided by the number of "daily discharges" measured during that week (zero discharge days shall not be included in the number of "daily discharges" measured and a less than detectable test result shall be treated as a concentration of zero if the most sensitive EPA approved method was used).
3. Arithmetic Mean – means the summation of the individual values of any set of values divided by the number of individual values.
4. AWPCA - means the Alabama Water Pollution Control Act.
5. BOD – means the five-day measure of the pollutant parameter biochemical oxygen demand.
6. Bypass - means the intentional diversion of waste streams from any portion of a treatment facility.
7. CBOD – means the five-day measure of the pollutant parameter carbonaceous biochemical oxygen demand.
8. Daily discharge - means the discharge of a pollutant measured during any consecutive 24-hour period in accordance with the sample type and analytical methodology specified by the discharge permit.
9. Daily maximum - means the highest value of any individual sample result obtained during a day.
10. Daily minimum - means the lowest value of any individual sample result obtained during a day.
11. Day - means any consecutive 24-hour period.
12. Department - means the Alabama Department of Environmental Management.
13. Director - means the Director of the Department.
14. Discharge - means "[t]he addition, introduction, leaking, spilling or emitting of any sewage, industrial waste, pollutant or other waste into waters of the state". Code of Alabama 1975, Section 22-22-1(b)(9).
15. Discharge Monitoring Report (DMR) - means the form approved by the Director to accomplish reporting requirements of an NPDES permit.
16. DO – means dissolved oxygen.
17. 8HC – means 8-hour composite sample, including any of the following:
    a. The mixing of at least 8 equal volume samples collected at constant time intervals of not more than 1 hour over a period of not less than 8 hours between the hours of 6:00 a.m. and 6:00 p.m. If the sampling period exceeds 8 hours, sampling may be conducted beyond the 6:00 a.m. to 6:00 p.m. period.
    b. A sample continuously collected at a constant rate over period of not less than 8 hours between the hours of 6:00 a.m. and 6:00 p.m. If the sampling period exceeds 8 hours, sampling may be conducted beyond the 6:00 a.m. to 6:00 p.m. period.

18. EPA - means the United States Environmental Protection Agency.
19. FC – means the pollutant parameter fecal coliform.
20. Flow – means the total volume of discharge in a 24-hour period.
21. FWPCA - means the Federal Water Pollution Control Act.
22. Geometric Mean – means the Nth root of the product of the individual values of any set of values where N is equal to the number of individual values. The geometric mean is equivalent to the antilog of the arithmetic mean of the logarithms of the individual values. For purposes of calculating the geometric mean, values of zero (0) shall be considered one (1).
23. Grab Sample – means a single influent or effluent portion which is not a composite sample. The sample(s) shall be collected at the period(s) most representative of the discharge.
24. Indirect Discharger – means a nondomestic discharger who discharges pollutants to a publicly owned treatment works or a privately owned treatment facility operated by another person.
25. Industrial User – means those industries identified in the Standard Industrial Classification manual, Bureau of the Budget 1967, as amended and supplemented, under the category "Division D – Manufacturing" and such other classes of significant waste producers as, by regulation, the Director deems appropriate.
26. MGD – means million gallons per day.
27. Monthly Average – means the arithmetic mean of all the composite or grab samples taken for the daily discharges collected in one month period. The monthly average for flow is the arithmetic mean of all flow measurements taken in a one month period.
28. New Discharger – means a person, owning or operating any building, structure, facility, or installation:
    a) From which there is or may be a discharge of pollutants;
    b) That did not commence the discharge of pollutants prior to August 13, 1979, and which is not a new source; and
    c) Which has never received a final effective NPDES permit for dischargers at that site.
29. NH3-N – means the pollutant parameter ammonia, measured as nitrogen.
30. Notifiable sanitary sewer overflow - means an overflow, spill, release or diversion of wastewater from a sanitary sewer system that:
    a) Reaches a surface water of the State; or
    b) May imminently and substantially endanger human health based on potential for public exposure including but not limited to close proximity to public or private water supply wells or in areas where human contact would be likely to occur.
31. Permit application - means forms and additional information that is required by ADEM Administrative Code Rule 335-6-6-.08 and applicable permit fees.
32. Point source - means "any discernible, confined and discrete conveyance, including but not limited to any pipe, channel, ditch, tunnel, conduit, well, discrete fissure, container, rolling stock, concentrated animal feeding operation, or vessel or other floating craft, . . . from which pollutants are or may be discharged." Section 502(14) of the FWPCA, 33 U.S.C. Section 1362(14).
33. Pollutant - includes for purposes of this permit, but is not limited to, those pollutants specified in Code of Alabama 1975, Section 22-22-1(b)(3) and those effluent characteristics specified in Provision I. A. of this permit.
34. Privately Owned Treatment Works – means any devices or system which is used to treat wastes from any facility whose operator is not the operator of the treatment works, and which is not a "POTW".
35. Publicly Owned Treatment Works (POTW) – means a wastewater collection and treatment facility owned by the State, municipality, regional entity composed of two or more municipalities, or another entity created by the State or local authority for the purpose of collecting and treating municipal wastewater.

36. Receiving Stream – means the "waters" receiving a "discharge" from a "point source".

37. Severe property damage - means substantial physical damage to property, damage to the treatment facilities which causes them to become inoperable, or substantial and permanent loss of natural resources which can reasonably be expected to occur in the absence of a bypass. Severe property damage does not mean economic loss caused by delays in production.

38. Significant Source – means a source which discharges 0.025 MGD or more to a POTW or greater than five percent of the treatment work's capacity, or a source which is a primary industry as defined by the U.S. EPA or which discharges a priority or toxic pollutant.

39. TKN – means the pollutant parameter Total Kjeldahl Nitrogen.

40. TON – means the pollutant parameter Total Organic Nitrogen.

41. TRC – means Total Residual Chlorine.

42. TSS – means the pollutant parameter Total Suspended Solids.

43. 24HC – means 24-hour composite sample, including any of the following:

    a) The mixing of at least 8 equal volume samples collected at constant time intervals of not more than 2 hours over a period of 24 hours;

    b) A sample collected over a consecutive 24-hour period using an automatic sampler composite to one sample. As a minimum, samples shall be collected hourly and each shall be no more than one twenty-fourth (1/24) of the total sample volume collected;

    c) A sample collected over a consecutive 24-hour period using an automatic composite sampler composited proportional to flow.

44. Upset - means an exceptional incident in which there is an unintentional and temporary noncompliance with technology-based permit discharge limitations because of factors beyond the reasonable control of the permittee. An upset does not include noncompliance to the extent caused by operational error, improperly designed treatment facilities, inadequate treatment facilities, lack of preventive maintenance, or careless or improper operation.

45. Waters - means "[a]ll waters of any river, stream, watercourse, pond, lake, coastal, ground or surface water, wholly or partially within the state, natural or artificial. This does not include waters which are entirely confined and retained completely upon the property of a single individual, partnership or corporation unless such waters are used in interstate commerce." Code of Alabama 1975, Section 22-22-1(b)(2). Waters "include all navigable waters" as defined in Section 502(7) of the FWPCA, 22 U.S.C. Section 1362(7), which are within the State of Alabama.

46. Week - means the period beginning at twelve midnight Saturday and ending at twelve midnight the following Saturday.

47. Weekly (7-day and calendar week) Average – is the arithmetic mean of all samples collected during a consecutive 7-day period or calendar week, whichever is applicable. The calendar week is defined as beginning on Sunday and ending on Saturday. Weekly averages shall be calculated for all calendar weeks with Saturdays in the month. If a calendar week overlaps two months (i.e., the Sunday is in one month and the Saturday in the following month), the weekly average calculated for the calendar week shall be included in the data for the month that contains the Saturday.

I. SEVERABILITY

The provisions of this permit are severable, and if any provision of this permit or the application of any provision of this permit to any circumstance is held invalid, the application of such provision to other circumstances, and the remainder of this permit, shall not be affected thereby.

PART IV: SPECIFIC REQUIREMENTS, CONDITIONS, AND LIMITATIONS

A. SLUDGE MANAGEMENT PRACTICES

1. Applicability

   a. Provisions of Provision IV.A. apply to a sewage sludge generated or treated in treatment works that is applied to agricultural and non-agricultural land, or that is otherwise distributed, marketed, incinerated, or disposed in landfills or surface disposal sites.

   b. Provisions of Provision IV.A. do not apply to:

      (1) Sewage sludge generated or treated in a privately owned treatment works operated in conjunction with industrial manufacturing and processing facilities and which receive no domestic wastewater.

      (2) Sewage sludge that is stored in surface impoundments located at the treatment works prior to ultimate disposal.

2. Submitting Information

   a. If applicable, the Permittee must submit annually with its Municipal Water Pollution Prevention (MWPP) report the following:

      (1) Type of sludge stabilization/digestion method;

      (2) Daily or annual sludge production (dry weight basis);

      (3) Ultimate sludge disposal practice(s).

   b. The Permittee shall provide sludge inventory data to the Director as requested. These data may include, but are not limited to, sludge quantity and quality reported in Provision IV.A.2.a as well as other specific analyses required to comply with State and Federal laws regarding solid and hazardous waste disposal.

   c. The Permittee shall give prior notice to the Director of at least 30 days of any change planned in the Permittee's sludge disposal practices.

3. Reopener or Modification

   a. Upon review of information provided by the Permittee as required by Provision IV.A.2. or, based on the results of an on-site inspection, the permit shall be subject to modification to incorporate appropriate requirements.

   b. If an applicable "acceptable management practice" or if a numerical limitation for a pollutant in sewage sludge promulgated under Section 405 of FWPCA is more stringent than the sludge pollutant limit or acceptable management practice in this permit. This permit shall be modified or revoked or reissued to conform to requirements promulgated under Section 405. The Permittee shall comply with the limitations no later than the compliance deadline specified in applicable regulations as required by Section 405 of FWPCA.

B. EFFLUENT TOXICITY LIMITATIONS AND BIOMONITORING REQUIREMENTS ACUTE – NO DIFFUSER

The permittee shall perform 48-hour acute toxicity screening tests on the wastewater discharges required to be tested for acute toxicity by Part I of this permit.

1. Test Requirements

   a. The tests shall be performed using 9% effluent.

   b. Any test where survival in the effluent concentration is less than 90% and statistically lower than the control indicates acute toxicity and constitutes noncompliance with this permit.

2. General Test Requirements:

   a. A 24-hour composite sample shall be obtained for use in above biomonitoring tests. The holding time for each sample shall not exceed 36 hours. The control water shall be a water prepared in the laboratory in accordance with the EPA procedure described in EPA 821-R-02-012 or most current edition or another control water selected by the permittee and approved by the Department.

b. Effluent toxicity tests in which the control survival is less than 90% or in which the other requirements of the EPA Test Procedure are not met shall be unacceptable and the permittee shall rerun the tests as soon as practical within the monitoring period.

c. In the event of an invalid test, upon subsequent completion of a valid test, the results of all tests, valid and invalid, are reported with an explanation of the tests performed and results.

d. For the duration of this permit, toxicity test(s) shall be conducted in the month of **October**. Should the results from the Annual Toxicity test indicate that Outfall 001 exhibits acute toxicity, then the Permittee is to conduct the follow-up testing specified in Part IV.B.4.a. In addition, the Permittee may be required to conduct toxicity testing in the months of JANUARY, APRIL, JULY, and OCTOBER.

3. Reporting Requirements:

a. The permittee shall notify the Department in writing within 48 hours after toxicity has been demonstrated by the scheduled test(s).

b. Biomonitoring test results obtained during each monitoring period shall be summarized and reported using the appropriate Discharge Monitoring Report (DMR) form approved by the Department. In accordance with Section 2 of this part, an effluent toxicity report containing the information in Section 2 and 7 shall be included with the DMR. Two copies of the test results must be submitted to the Department no later than 28 days after the month in which the tests were performed.

4. Additional Testing Requirements:

a. If acute toxicity is indicated (noncompliance with permit limit), the permittee shall perform four additional valid acute toxicity tests in accordance with these procedures to determine the extent and duration of the toxic condition. The toxicity tests shall be performed once per week and shall be performed during the first four calendar weeks following the date on which the permittee became aware of the permit noncompliance and the results of these tests shall be submitted no later than 28 days following the month in which the tests were performed.

b. After evaluation of the results of the follow-up tests, the Department will determine if additional action is appropriate and may require additional testing and/or toxicity reduction measures. The permittee may be required to perform a Toxicity Identification Evaluation (TIE) and/or a Toxicity Reduction Evaluation (TRE). The TIE/TRE shall be performed in accordance with the most recent protocols/guidance outlined by EPA (e.g., EPA/600/2-88/062, EPA/600/R-92/080, EPA/600/R-92/081, EPA/833/B-99/022 and/or EPA/600/6-91/005F, etc.).

5. Test Methods:

The tests shall be performed in accordance with the latest edition of the "EPA Methods for Measuring the Acute Toxicity of Effluents to Freshwater and Marine Organisms" and shall be performed using the fathead minnow (*Pimephales promelas*) and the cladoceran (*Ceriodaphnia dubia*).

6. Effluent Toxicity Testing Reports

The following information shall be submitted with each discharge monitoring report unless otherwise directed by the Department. The Department may at any time suspend or reinstate this requirement or may increase or decrease the frequency of submittals.

a. Introduction

(1) Facility Name, location and county
(2) Permit number
(3) Toxicity testing requirements of permit
(4) Name of receiving water body
(5) Contract laboratory information (if tests are performed under contract)
  (a) Name of firm
  (b) Telephone number
  (c) Address
(6) Objective of test

b. Plant Operations

(1) Discharge operating schedule (if other than continuous)
(2) Volume of discharge during sample collection to include Mean daily discharge on sample collection date (MGD, CFS, GPM)
(3) Design flow of treatment facility at time of sampling

c. Source of Effluent and Dilution Water

(1) Effluent samples
  (a) Sampling point
  (b) Sample collection dates and times (to include composite sample start and finish times)
  (c) Sample collection method
  (d) Physical and chemical data of undiluted effluent samples (water temperature, pH, alkalinity, hardness, specific conductance, total residual chlorine (if applicable), etc.)
  (e) Sample temperature when received at the laboratory
  (f) Lapsed time from sample collection to delivery
  (g) Lapsed time from sample collection to test initiation
(2) Dilution Water Samples
  (a) Source
  (b) Collection date(s) and time(s) (where applicable)
  (c) Pretreatment
  (d) Physical and chemical characteristics (pH, hardness, water temperature, alkalinity, specific conductance, etc.)

d. Test Conditions

(1) Toxicity test method utilized
(2) End point(s) of test
(3) Deviations from referenced method, if any, and reason(s)
(4) Date and time test started
(5) Date and time test terminated
(6) Type and volume of test chambers
(7) Volume of solution per chamber
(8) Number of organisms per test chamber
(9) Number of replicate test chambers per treatment
(10) Test temperature, pH and dissolved oxygen as recommended by the method (to include ranges)
(11) Feeding frequency, and amount and type of food
(12) Light intensity (mean)

e. Test Organisms

(1) Scientific name
(2) Life stage and age
(3) Source
(4) Disease treatment (if applicable)

f. Quality Assurance

(1) Reference toxicant utilized and source
(2) Date and time of most recent acute reference toxicant test(s), raw data, and current cusum chart(s)
(3) Dilution water utilized in reference toxicant test
(4) Results of reference toxicant test(s) (LC50, etc.), report concentration-response relationship and evaluate test sensitivity. The most recent reference toxicant test shall be conducted within 30-days of the routine.
(5) Physical and chemical methods utilized

g. Results

(1) Provide raw toxicity data in tabular form, including daily records of affected organisms in each concentration (including controls) and replicate
(2) Provide table of endpoints: LC50, NOEC, Pass/Fail (as required in the applicable NPDES permit)
(3) Indicate statistical methods used to calculate endpoints

(4) Provide all physical and chemical data required by method
(5) Results of test(s) (LC50, NOEC, Pass/Fail, etc.), report concentration-response relationship (**definitive test only**), report percent minimum significant difference (PMSD)

h. Conclusions and Recommendations

(1) Relationship between test endpoints and permit limits
(2) Action to be taken

1/ Adapted from "Methods for Measuring the Acute Toxicity of Effluents and Receiving Waters to Freshwater and Marine Organisms", Fifth Edition, October 2002 (EPA 821-R-02-012), Section 12, Report Preparation.

C. TOTAL RESIDUAL CHLORINE (TRC) REQUIREMENTS

1. If chlorine is not utilized for disinfection purposes, TRC monitoring under Part I of this Permit is not required. If TRC monitoring is not required (conditional monitoring), "*9" or "NODI = 9" (if hard copy) should be reported on the DMR forms.

2. Testing for TRC shall be conducted according to either the amperometric titration method or the DPD colorimetric method as specified in Section 408(C) or (E), Standards Methods for the Examination of Water and Wastewater, 18th edition. If chlorine is not detected prior to actual discharge to the receiving stream using one of these methods (i.e., the analytical result is less than the detection level), the Permittee shall report on the DMR form "*B", "NODI = B" (if hard copy), or "0". The Permittee shall then be considered to be in compliance with the daily maximum concentration limit for TRC.

3. This permit contains a maximum allowable TRC level in the effluent. The Permittee is responsible for determining the minimum TRC level needed in the chlorine contact chamber to comply with E.coli limits. The effluent shall be dechlorinated if necessary to meet the maximum allowable effluent TRC level.

4. The sample collection point for effluent TRC shall be at a point downstream of the chlorine contact chamber (downstream of dechlorination if applicable). The exact location is to be approved by the Director.

D. PLANT CLASSIFICATION

The Permittee shall report to the Director within 30 days of the effective date of this permit, the name, address and operator number of the certified wastewater operator in responsible charge of the facility. Unless specified elsewhere in this permit, this facility shall be classified in accordance with ADEM Admin. Code R. 335-10-1-.03.

E. POLLUTANT SCANS

The Permittee shall sample and analyze for the pollutants listed in 40 CFR 122 Appendix J Table 2. The Permittee shall provide data from a minimum of three samples collected within the four and one half years prior to submitting a permit application. Samples must be representative of the seasonal variation in the discharge from each outfall.

F. STORM WATER REQUIREMENTS

1. Prohibitions

a. The Permittee shall not allow the discharge of non-storm water into permitted storm water outfall(s) unless said discharge is already subject to an NPDES permit.

b. Pollutants removed in the course of treatment or control shall be disposed in a manner that complies with all applicable Department rules and regulations.

2. Operational and Management Practices

The permittee shall prepare and implement a Storm Water Pollution Prevention (SWPP) Plan within one year of the effective date of this permit.

a. In the SWPP Plan, the Permittee shall:

(1) Assess the treatment plant site by developing and presenting site drainage maps, materials inventory, and best management operational practices. The plan shall also include a description of all spill or leak sources;

(2) Describe mechanisms and procedures to prevent the contact of sewage sludge, screenings, raw or partially treated wastewater, or any other waste product or pollutant with storm water discharged from the facility;

(3) Provide for daily inspection on workdays of any structures that function to prevent storm water pollution or that remove pollutants from storm water;

(4) Provide for daily inspection of the facility in general to ensure that the SWPP Plan is continually implemented and effective;

(5) Include a Best Management Practices (BMP) Plan that, as a minimum, addresses housekeeping, preventative maintenance, spill prevention and response, and non-storm water discharges;

(6) Describe mechanisms and procedures to provide sediment control sufficient to prevent or control storm water pollution storm water by particles resulting from soil or sediment migration from the site due to significant clearing, grading, or excavation activities;

(7) Designate by position or name the person or persons responsible for the day to day implementation of the SWPP Plan; and

(8) Bear the signature of an individual meeting signatory requirements as defined in ADEM Administrative Code, Rule 335-6-6-.09.

b. The Director or his designee may notify the permittee at any time that the SWPP Plan is deficient and will require correction of the deficiency. The permittee shall correct any SWPP Plan deficiency identified by the Director or his designee within 30 days of receipt of notification and shall certify to the Department that the correction has been made and implemented.

c. Administrative Procedures

(1) A copy of the SWPP Plan shall be maintained at the facility and shall be available for inspection by the Department.

(2) A log of daily inspections required by Provision IV.F.2.a.(3.) of the permit shall be maintained at the facility and shall be made available for inspection by the Department upon request. The log shall contain records of all inspections performed and each daily entry shall be signed by the person performing the inspection.

(3) The Permittee shall provide training for any personnel required to implement the SWPP Plan and shall retain documentation of such training at the facility. Training records for all personnel shall be available for inspection by the Department. Training shall be performed prior to the date implementation is required.

3. Monitoring Requirements

a. Storm water discharged through each storm water outfall shall be sampled once per calendar year, using first flush grab samples (FFGS) collected during the first 30 minutes of discharge.

b. The total volume of storm water discharged for the event must be monitored, including the date and duration (in hours) and rainfall (in inches) for the storm event(s) sampled. The duration between the storm event sampled and the end of the previous measurable (greater than 0.1 inch rainfall) storm event must be a minimum of 72 hours. This information must be recorded as part of the sampling procedure and records retained in accordance with Provision I.B.5. of this permit. The volume may be measured using flow measurement devices or may be estimated using any method approved in writing by the Department.

G. SANITARY SEWER OVERFLOW RESPONSE PLAN

1. SSO Response Plan

Within 120 days of the effective date of this Permit, the Permittee shall develop a Sanitary Sewer Overflow (SSO) Response Plan to establish timely and effective methods for responding to notifiable sanitary sewer overflows. The SSO Response Plan shall address each of the following:

a. General Information:

(1) Approximate population of City/Town, if applicable

(2) Approximate number of customers served by the Permittee

(3) Identification of any subbasins designated by the Permittee, if applicable

(4) Identification of estimated linear feet of sanitary sewers

(5) Number of Pump/Lift Stations in the collection system

b. Responsibility Information:

(1) The title(s) and contact information of key position(s) who will coordinate the SSO response, including information for a backup coordinator in the event that the primary SSO coordinator is unavailable. The SSO coordinator is the person responsible for assessing the SSO and initiating a series of response actions based on the type, severity, and destination of the SSO, except for routine SSOs for which the coordinator may pre-approve written procedures. Routine SSOs are those for which the corrective action procedures are generally consistent.

(2) The title(s), and contact information of key position(s) who will respond to SSOs, including information for backup responder(s) in the event the primary responder(s) are unavailable (i.e., position(s) who provide notification to the Department, the public, the county health department, and other affected entities such as public water systems; position(s) responsible for organizing crews for response; position(s) responsible for addressing public inquiries)

c. SSO and Surface Water Assessment

(1) Identification of locations within the collection system at which an SSO is likely to occur (e.g., based upon historical SSOs, lift stations where electricity may be lost, etc.)

(2) A map of the general collection system area, including identification of surface waterbodies and the location(s) of public drinking water source(s). Mapping of all collection system piping, pump stations, etc. is not required; however, if this information is already available, it should be included.

(3) Identification of surface waterbodies within the collection system area which are classified as Swimming according to ADEM Admin. Code chap. 335-6-11. References available to assist in this requirement include: http://www.adem.alabama.gov/alEnviroRegLaws/files/Division6Vol1.pdf and http://gis.adem.alabama.gov/ADEM_Dash/use_class/index.html

(4) Identification of surface waterbodies within the collection system area which are not classified as Swimming as indicated in paragraph c above, but are known locally as areas where swimming occurs or as areas that are heavily recreated

d. Public Reporting of SSOs

(1) Contact information for the public to report an SSO to the Permittee, during both normal and outside of normal business hours (e.g., telephone number, website, email address, etc.)

(2) Information requested from the person reporting an SSO to assist the Permittee in identifying the SSO (e.g., date, time, location, contact information)

(3) Procedures for communication of the SSO report to the appropriate positions for follow-up investigation and response, if necessary

e. Procedures to immediately notify the Department, the county health department, and other affected entities (such as public water systems) upon becoming aware of notifiable SSOs

f. Public Notification Methods for SSOs

(1) A listing of methods that are feasible, as determined by the Permittee, for public notifications (e.g., flyers distributed to nearby residents; signs posted at the location of the SSO, where the SSO enters a water of the state, and/or at a central public location; signs posted at fishing piers, boat launches, parks, swimming waterbodies, etc.; website and/or social media notifications; local print or radio and broadcast media notifications; "opt in" email, text message, or automated phone message notifications)

(a) If signage is a feasible method for public notification, procedures for use and removal of signage (e.g., availability and maintenance of signs, appropriate duration of postings)

(2) Minimum information to be included in public notifications (e.g., identification that an SSO has occurred, date, duration if known, estimated volume if known, location of the SSO by street address or other appropriate method, initial destination of the SSO)

(3) Procedures developed by the Permittee for determining the appropriate public notification method(s) based upon the potential for public exposure to health risks associated with the SSO

g. Standard Procedures shall be developed by the Permittee and shall include, at a minimum:

(1) General SSO Response Procedures (e.g., procedures for dispatching staff to assess/correct an SSO; procedures for routine SSO corrective actions such as those for sewer blockages, overflowing manholes, line breakages, pump station power failure, etc.; procedures for disinfection of affected area, if applicable);

(2) Procedures for collection and proper disposal of the SSO, if feasible.

(3) General procedures for coordinating instream water quality monitoring, including, but not limited to, procedures for mobilizing staff, collecting samples, and typical test methods should the Department or the Permittee determine monitoring is appropriate following an SSO. Identification of a contractor who will collect and analyze the sample(s) may be listed in lieu of the procedures.

(4) References to other documents (such as Standard Operating Procedures for SSO Responses) may be acceptable for this section; however, the referenced document shall be identified and shall be reviewed at a frequency of at least that required by the Administrative Procedures Section.

h. Date of the SSO Response Plan, dates of all modifications and/or reviews, the title and signature of the reviewer(s) for each date and the signature of the responsible official or the appropriate designee.

2. <u>SSO Response Plan Implementation</u>

Except as otherwise required by this Permit, the Permittee shall fully implement the SSO Response Plan as soon as practicable, but no later than 180 days after the effective date of this Permit.

3. <u>Department Review of the SSO Response Plan</u>

a. When requested by the Director or his designee, the Permittee shall make the SSO Response Plan available for review by the Department.

b. Upon review, the Director or his designee may notify the Permittee that the SSO Response Plan is deficient and require modification of the Plan.

c. Within thirty days of receipt of notification, or an alternate timeframe as approved by the Department, the Permittee shall modify any SSO Response Plan deficiency identified by the Director or his designee and shall certify to the Department that the modification has been made.

4. <u>SSO Response Plan Administrative Procedures</u>

a. The Permittee shall maintain a copy of the SSO Response Plan at the permitted facility or an alternate location approved by the Department in writing and shall make it available for inspection by the Department.

b. The Permittee shall make a copy of the SSO Response Plan available to the public upon written request within 30 days of such request. The Permittee may redact information which may present security issues, such as location of public water supplies, identification of specific details of vulnerabilities, employee information, etc.

c. The Permittee shall provide training for any personnel required to implement the SSO Response Plan and shall retain at the facility documentation of such training. This documentation shall be available for inspection by the Department. Training shall be provided for existing personnel prior to the date by which implementation of the SSO Response Plan is required and for new personnel as soon as possible. Should significant revisions be made to the SSO Response Plan, training regarding the revisions shall be conducted as soon as possible.

d. The Permittee shall complete a review and evaluation of the SSO Response Plan at least once every three years. Documentation of the SSO Response Plan review and evaluation shall be signed and dated by the responsible official or the appropriate designee as part of the SSO Response Plan.

LANCE R. LEFLEUR
DIRECTOR

KAY IVEY
GOVERNOR

Alabama Department of Environmental Management
adem.alabama.gov
1400 Coliseum Blvd. 36110-2400 ▪ Post Office Box 301463
Montgomery, Alabama 36130-1463
(334) 271-7700 ▪ FAX (334) 271-7950

FACT SHEET

APPLICATION FOR NATIONAL POLLUTANT DISCHARGE ELIMINATION SYSTEM PERMIT TO DISCHARGE POLLUTANTS TO WATERS OF THE STATE OF ALABAMA

Date: February 18, 2022 **Prepared By:** Sandra Lee

NPDES Permit No. AL0022578

1. **Name and Address of Applicant:**

   The Waterworks and Sewer Board of the City of Selma
   P O Box 326
   Selma, AL 36702

2. **Name and Address of Facility:**

   Valley Creek WWTP
   1 Marina Drive
   Selma, AL 36701

3. **Description of Applicant's Type of Facility and/or Activity Generating the Discharge:**

   Discharge Type(s): Surface Water
   Treatment Method(s): Mechanical (WWTP)

4. **Applicant's Receiving Waters**

Receiving Waters	Classification
Alabama River (Dannelly Lake)	Fish and Wildlife

For the Outfall latitude and longitude see the permit application.

5. **Permit Conditions:**

   See attached Rationale and Draft Permit.

6. **PROCEDURES FOR THE FORMULATION OF FINAL DETERMINATIONS**

   a. **Comment Period**

Birmingham Branch
110 Vulcan Road
Birmingham, AL 35209-4702
(205) 942-6168
(205) 941-1603 (FAX)

Decatur Branch
2715 Sandlin Road, S.W.
Decatur, AL 35603-1333
(256) 353-1713
(256) 340-9359 (FAX)

Mobile Branch
2204 Perimeter Road
Mobile, AL 36615-1131
(251) 450-3400
(251) 479-2593 (FAX)

Mobile-Coastal
3664 Dauphin Street, Suite B
Mobile, AL 36608
(251) 304-1176
(251) 304-1189 (FAX)

The Alabama Department of Environmental Management proposes to issue this NPDES permit subject to the limitations and special conditions outlined above. This determination is tentative.

Interested persons are invited to submit written comments on the draft permit to the following address:

Jeffery W. Kitchens, Chief
ADEM-Water Division
1400 Coliseum Blvd
[Mailing Address: Post Office Box 301463; Zip 36130-1463]
Montgomery, Alabama 36110-2400
(334) 271-7823
water-permits@adem.alabama.gov

All comments received prior to the closure of the public notice period (see public notice for date) will be considered in the formulation of the final determination with regard to this permit.

b. Public Hearing

A written request for a public hearing may be filed within the public notice period and must state the nature of the issues proposed to be raised in the hearing. A request for a hearing should be filed with the Department at the following address:

Jeffery W. Kitchens, Chief
ADEM-Water Division
1400 Coliseum Blvd
[Mailing Address: Post Office Box 301463; Zip 36130-1463]
Montgomery, Alabama 36110-2400
(334) 271-7823
water-permits@adem.alabama.gov

The Director shall hold a public hearing whenever it is found, on the basis of hearing requests, that there exists a significant degree of public interest in a permit application or draft permit. The Director may hold a public hearing whenever such a hearing might clarify one or more issues involved in the permit decision. Public notice of such a hearing will be made in accordance with ADEM Admin. Code r. 335-6-6-.21.

c. Issuance of the Permit

All comments received during the public comment period shall be considered in making the final permit decision. At the time that any final permit decision is issued, the Department shall prepare a response to comments in accordance with ADEM Admin. Code r. 335-6-6-.21. **The permit record, including the response to comments, will be available to the public via the eFile System** http://app.adem.alabama.gov/eFile/ **or an appointment to review the record may be made by writing the Permits and Services Division at the above address.**

Unless a request for a stay of a permit or permit provision is granted by the Environmental Management Commission, the proposed permit contained in the Director's determination shall be issued and effective, and such issuance will be the final administrative action of the Alabama Department of Environmental Management.

d. Appeal Procedures

As allowed under ADEM Admin. Code chap. 335-2-1, any person aggrieved by the Department's final administrative action may file a request for hearing to contest such action. Such requests should be received by the Environmental Management Commission within thirty days of issuance of the permit. Requests should be filed with the Commission at the following address:

Alabama Environmental Management Commission
1400 Coliseum Blvd
[Mailing Address: Post Office Box 301463; Zip 36130-1463]
Montgomery, Alabama 36110-2400

All requests must be in writing and shall contain the information provided in ADEM Admin. Code r. 335-2-1-.04.

NPDES PERMIT RATIONALE

NPDES Permit No: **AL0022578** Date: January 6, 2022

Permit Applicant: The Waterworks and Sewer Board of the City of Selma
P O Box 326
Selma, AL 36702

Location: **Valley Creek WWTP**
1 Marina Drive
Selma, AL 36701

Draft Permit is: Initial Issuance:
Reissuance due to expiration: X
Modification of existing permit:
Revocation and Reissuance:

Basis for Limitations: Water Quality Model: $CBOD_5$, NH_3-N
Reissuance with no modification: pH, $CBOD_5$, NH_3-N, TSS, TSS Percent Removal, $CBOD_5$ Percent Removal, TRC
Instream calculation at 7Q10: ~7% (CORMIX Model)
Toxicity based:
Secondary Treatment Levels: TSS, TSS Percent Removal, $CBOD_5$ Percent Removal
Other (described below): E. Coli, pH, TRC

Design Flow in Million Gallons per Day: 6. MGD

Major: Yes

Description of Discharge:

Feature ID	Description	Receiving Water	WBC	303(d)	TMDL
001	Effluent Discharge	Alabama River (Dannelly Lake)	Fish and Wildlife (F&W)	No	No
001S	Stormwater Discharge	Alabama River (Dannelly Lake)	Fish and Wildlife (F&W)	No	No

Discussion: This permit is a reissuance due to expiration.

The pH limits for Outfall 0011 were developed consistent with the Water-Use designation of the receiving stream and the Municipal Section's Permit Development Rationale. The daily maximum pH limit is 8.5 s.u. and the daily minimum is 6.0 s.u. The monitoring frequency is three times per week. Flow will be monitored continuously, seven days per week.

The discharge limits for 5 Day Carbonaceous Biochemical Oxygen Demand ($CBOD_5$) and Total Ammonia as Nitrogen (NH_3N) for Outfall 0011 were developed by the Municipal Permitting Section based on a Waste Load Allocation (WLA) model performed by the Department's Water Quality Branch on January 4, 2022. The monthly average limits for $CBOD_5$ and NH_3N are 25 mg/l and 20 mg/l, respectively. The monitoring frequency will be three times per week. Dissolved Oxygen (DO) will be in the permit on a monitor only basis with a monitoring frequency of three times per

week. A minimum percent removal of 85 percent is imposed for $CBOD_5$ based on 40 CFR 133.102. The CBOD5 Percent Removal will be calculated once per month.

The monthly average TSS limit is established at 30.0 mg/l in accordance with ADEM's Permit Development Rationale and 40 CFR 133.102. The monitoring frequency will be three times per week. A minimum percent removal 85 percent is imposed for TSS based on 40 CFR 133.102. The TSS Percent Removal will be calculated once per month.

The Department revised bacteriological criteria in ADEM Administrative Code R.335-6-10-.09. As a result, this permit includes E. coli limits and seasons that are consistent with the revised regulations. The imposed E. coli limits were determined based on the water-use classification of the receiving stream. Since the Alabama River (Dannelly Lake) is classified as Fish & Wildlife, the limits for May - October are 126 col/100mL (monthly average) and 298 col/100mL (daily maximum), while the limits for November - April are 548 col/100mL (monthly average) and 2507 col/100mL (daily maximum). The monitoring frequency will be three times per week.

This permit imposes monthly monitoring for the following nutrient-related parameters: Total Kjeldahl Nitrogen (TKN), Total Phosphorus (TP), and Nitrate plus Nitrite-Nitrogen (NO_2+NO_3-N). Monitoring for these nutrient-related parameters is imposed so that sufficient information will be available regarding the nutrient contribution from this point source, should it be necessary at some later time to impose nutrient limits on this discharge.

Daily maximum and monthly average TRC limitations of 0.23 mg/L and 0.13 mg/L, respectively, are being imposed at Outfall 0011. The monitoring frequency will be three times per week. This limit is being continued from the current permit in order to prevent backsliding.

Acute toxicity applies because of the low actual IWC after complete mixing. Because there is no diffuser at the outfall location, acute toxicity is to be conducted using 9% effluent. Although the most recent CORMIX indicates a lower IWC would be appropriate, to prevent backsliding, the 9% effluent will be continued. Toxicity testing is required with two species-(Ceriodaphnia and Pimephales) and the permit requires less than 10% mortality, 90% survival. Toxicity testing is required because this is a major facility treating domestic and industrial wastewater, discharging to a water of the state with a Fish and Wildlife water-use classification. The facility currently has three significant industrial dischargers (SIDs). Toxicity testing will be required annually during the month of October.

ADEM completed a Reasonable Potential Analysis (RPA) of the data submitted in Table C of the Permittee's application (Per 40 CFR Part 122 Appendix J – Table 2). The RPA indicates that the pollutants in treated effluent are not likely to contribute to excursions of Alabama's in-stream water quality standards.

The receiving stream is the Alabama River (Dannelly Lake), a Tier II waterbody. The stream is not on the current 303(d) list for impaired waterbodies. There are no approved TMDLs for this waterbody.

ADEM Administrative Rule 335-6-10-.12 requires applicants to new or expanded discharges to Tier II waters demonstrate that the proposed discharge is necessary for important economic or social development in the area in which the waters are located. The application submitted by the facility is not for a new or expanded discharge to a Tier II waterbody, so the applicant is not required to demonstrate that the discharge is necessary for economic and social development.

Annual stormwater monitoring will be required at Outfall 001S for pH, Total Suspended Solids, Ammonia as Nitrogen, Total Kjedahl Nitrogen, Nitrate plus Nitrite, Total Phosphorous, Flow, Oil and Grease, E. coli, and Carbonaceous Biochemical Oxygen Demand. In the application, the Permittee has indicated that the stormwater is pumped to the Alabama River (Dannelly Lake) with the treated effluent. However, stormwater samples and effluent samples are each collected prior to combination.

Prepared by: Sandra Lee

TOXICITY AND DISINFECTION RATIONALE

Facility Name:	**Valley Creek WWTP**	
NPDES Permit Number:	**AL0022578**	
Receiving Stream:	**Alabama River (Dannelly Lake)**	
Facility Design Flow (Q_w):	**6.000 MGD**	
Receiving Stream $7Q_{10}$:	**3681.000 cfs**	
Receiving Stream $1Q_{10}$:	**2761.000 cfs**	
Winter Headwater Flow (WHF):	**5384.00 cfs**	
Summer Temperature for CCC:	**30 deg. Celsius**	
Winter Temperature for CCC:	**30 deg. Celsius**	
Headwater Background NH_3-N Level:	**0.01 mg/l**	
Receiving Stream pH:	**7.0 s.u.**	
Headwater Background FC Level (summer):	**N./A.**	**(Only applicable for facilities with diffusers.)**
(winter)	**N./A.**	

The Stream Dilution Ration (SDR) is calculated using the 7Q10 for all stream classifications.

$$\text{Stream Dilution Ration (SDR)} = \frac{Qw}{7Q10 + Qw} = \mathbf{0.25\%}$$

AMMONIA TOXICITY LIMITATIONS

Toxicity-based ammonia limits are calculated in accordance with the *Ammonia Toxicity Protocol* and the *General Guidance for Writing Water Quality Based Toxicity Permits.*

If the Limiting Dilution is less than 1%, the waterbody is considered stream-dominated and the CMC applies.
If the Limiting Dilution is greater than 1%, the waterbody is considered effluent-dominated and the CCC applies.

$$\text{Limiting Dilution} = \frac{Q_w}{7Q_{10} + Q_w}$$

$$= \mathbf{0.25\%} \qquad \textbf{Stream-Dominated, CMC Applies}$$

Criterion Maximum Concentration (CMC): $CMC=0.411/(1+10^{(7.204-pH)}) + 58.4/(1+10^{(pH-7.204)})$

Criterion Continuous Concentration (CCC): $CCC=[0.0577/(1+10^{(7.688-pH)}) + 2.487/(1+10^{(pH-7.688)})] * Min[2.85,1.45*10^{(0.028*(25-T))}]$

	CMC	CCC
Allowable Summer Instream NH_3-N:	**36.09 mg/l**	**2.18 mg/l**
Allowable Winter Instream NH_3-N:	**36.09 mg/l**	**2.18 mg/l**

$$\text{Summer } NH_3\text{-N Toxicity Limit} = \frac{[(\text{Allowable Instream } NH_3\text{-N}) * (7Q_{10} + Q_w)] - [(\text{Headwater } NH_3\text{-N}) * (7Q_{10})]}{Q_w}$$

$$= \mathbf{14343.5 \text{ mg/l NH3-N at 7Q10}}$$

$$\text{Winter } NH_3\text{-N Toxicity Limit} = \frac{[(\text{Allowable Instream } NH_3\text{-N}) * (WHF + Q_w)] - [(\text{Headwater } NH_3\text{-N}) * (WHF)]}{Q_w}$$

$$= \mathbf{N./A.}$$

The ammonia limits established in the permit will be the lesser of the DO-based ammonia limit (from the wasteload allocation model) or the toxicity limits calculated above.

	DO-based NH3-N limit	Toxicity-based NH3-N limit
Summer	**20.00 mg/l NH3-N**	**14343.50 mg/l NH3-N**
Winter	**N./A.**	**N./A.**

Summer: The DO based limit of 20.00 mg/l NH3-N applies.
Winter limits are not applicable.

TOXICITY TESTING REQUIREMENTS (REFERENCE: MUNICIPAL BRANCH TOXICITY PERMITTING STRATEGY)

The following factors trigger toxicity testing requirements:

1. Facility design flow is equal to or greater than 1.0 MGD (major facility).
2. There are significant industrial contributors (SID permits).

Acute toxicity testing is specified for A&I receiving streams, or for stream dilution ratios of 1% or less.
Chronic toxicity testing is specified for all other situations requiring toxicity testing.

Acute toxicity testing is required

Instream Waste Concentration (IWC) = Based on Cormix Model = **6.17%** Note: This number will be rounded up for toxicity testing purposes.

DISINFECTION REQUIREMENTS

Bacteria limits are required, and will be the water quality limit for the receiving stream, except where diffusers are used the limit may be adjusted for the dilution provided by the diffuser.

See the attached Disinfection Guidance for applicable stream standards.

(Non-coastal limits apply)
Applicable Stream Classification: **Fish & Wildlife**
Disinfection Type: **Chlorination**
Limit calculation method: **Limits based on meeting stream standards at the point of discharge.**

	Stream Standard (colonies/100ml)	Effluent Limit (colonies/100ml)
E. Coli (applies to Non-coastal and Shellfish Harvesting Coastal)		
Monthly limit as monthly average (November through April):	548	**548**
Monthly limit as monthly aveage (May through October):	126	**126**
Daily Max (November through April):	2507	**2507**
Daily Max (May through October):	298	**298**
Enterococci (applies to Coastal)		
Monthly limit as geometric mean (October through May):	Not applicable	**Not applicable**
Monthly limit as geometric mean (June through September):	Not applicable	**Not applicable**
Daily Max (October through May):	Not applicable	**Not applicable**
Daily Max (June through September):	Not applicable	**Not applicable**

MAXIMUM ALLOWABLE CHLORINATION LIMITS

Toxicity-based chlorine limits are calculated in accordance with the General Guidance for Writing Water Quality Based Toxicity Permits.

Chlorine has been shown to be acutely toxic at 0.019 mg/l and chronically toxic at 0.011 mg/l.

Maximum allowable TRC in effluent:	4.373 mg/l (chronic)	(0.011)/(SDR)
Maximum allowable TRC in effluent:	7.553 mg/l (acute)	(0.019)/(SDR)

NOTE: A maximum chlorine limit will be imposed such that the instream concentration will not exceed acutely toxic concentrations in A & I streams and chronically toxic concentrations in all other streams, but may not exceed 1.0 mg/l.

Prepared By: Sandra Lee Date: 3/18/2022

Facility Name: **Valley Creek WWTP**

NPDES No.: **AL0022578**

5/13/2017

$$Q_d*C_d + Q_{d2}*C_{d2} + Q_s*C_s = Q_r*C_r$$

ID	Pollutant	Carcinogen "yes"	Type	Background from upstream source (C_{d2}) Daily Max	Background from upstream source (C_{d2}) Monthly Ave	Background Instream (C_s) Daily Max	Background Instream (C_s) Monthly Ave	**Enter** Max Daily Discharge as reported by Applicant (C_d) Max	**Enter** Avg Daily Discharge as reported by Applicant (C_d) Ave	Partition Coefficient (Stream / Lake)
				µg/l	µg/l	µg/l	µg/l	µg/l	µg/l	
1	Antimony		Metals	0	0	0	0	0	0	-
2	**Arsenic*,****	YES	Metals	0	0	0	0	0.5	0.2	0.574
3	Berylium		Metals	0	0	0	0	0	0	-
4	Cadmium**		Metals	0	0	0	0	0	0	0.236
5	Chromium / Chromium III**		Metals	0	0	0	0	0	0	0.210
6	Chromium / Chromium VI**		Metals	0	0	0	0	0	0	
7	Copper**		Metals	0	0	0	0	12	4	0.388
8	Lead**		Metals	0	0	0	0	0	0	0.206
9	Mercury**		Metals	0	0	0	0	0.0378	0.0235	0.302
10	Nickel**		Metals	0	0	0	0	0	0	0.505
11	Selenium		Metals	0	0	0	0	0	0	-
12	Silver		Metals	0	0	0	0	0	0	-
13	Thallium		Metals	0	0	0	0	0	0	-
14	Zinc**		Metals	0	0	0	0	66	30	0.330
15	Cyanide		Metals	0	0	0	0	0	0	-
16	Total Phenolic Compounds		Metals	0	0	0	0	0	0	-
17	Hardness (As CaCO3)		Metals	0	0	0	0	101000	99000	-
18	Acrolein		VOC	0	0	0	0	0	0	-
19	**Acrylonitrile***	YES	VOC	0	0	0	0	0	0	-
20	**Aldrin**	YES	VOC	0	0	0	0	0	0	-
21	**Benzene***	YES	VOC	0	0	0	0	0	0	-
22	**Bromoform***	YES	VOC	0	0	0	0	0	0	-
23	**Carbon Tetrachloride***	YES	VOC	0	0	0	0	0	0	-
24	**Chlordane**	YES	VOC	0	0	0	0	0	0	-
25	Clorobenzene		VOC	0	0	0	0	0	0	-
26	**Chlorodibromo-Methane***	YES	VOC	0	0	0	0	0	0	-
27	Chloroethane		VOC	0	0	0	0	0	0	-
28	2-Chloro-Ethylvinyl Ether		VOC	0	0	0	0	0	0	-
29	**ChloroForm***	YES	VOC	0	0	0	0	0	0	-
30	**4,4'-DDD**	YES	VOC	0	0	0	0	0	0	-
31	**4,4'-DDE**	YES	VOC	0	0	0	0	0	0	-
32	**4.4'-DDT**	YES	VOC	0	0	0	0	0	0	-
33	**Dichlorobromo-Methane***	YES	VOC	0	0	0	0	0	0	-
34	1, 1-Dichloroethane		VOC	0	0	0	0	0	0	-
35	**1, 2-Dichloroethane***	YES	VOC	0	0	0	0	0	0	-
36	Trans-1, 2-Dichloro-Ethylene		VOC	0	0	0	0	0	0	-
37	**1, 1-Dichloroethylene***	YES	VOC	0	0	0	0	0	0	-
38	1, 2-Dichloropropane		VOC	0	0	0	0	0	0	-
39	1, 3-Dichloro-Propylene		VOC	0	0	0	0	0	0	-
40	**Dieldrin**	YES	VOC	0	0	0	0	0	0	-
41	Ethylbenzene		VOC	0	0	0	0	0	0	-
42	Methyl Bromide		VOC	0	0	0	0	0	0	-
43	Methyl Chloride		VOC	0	0	0	0	0	0	-
44	**Methylene Chloride***	YES	VOC	0	0	0	0	0	0	-
45	**1, 1, 2, 2-Tetrachloro-Ethane***	YES	VOC	0	0	0	0	0	0	-
46	**Tetrachloro-Ethylene***	YES	VOC	0	0	0	0	0	0	-
47	Toluene		VOC	0	0	0	0	0	0	-
48	**Toxaphene**	YES	VOC	0	0	0	0	0	0	-
49	**Tributyltine (TBT)**	YES	VOC	0	0	0	0	0	0	-
50	1, 1, 1-Trichloroethane		VOC	0	0	0	0	0	0	-
51	**1, 1, 2-Trichloroethane***	YES	VOC	0	0	0	0	0	0	-
52	**Trichlorethylene***	YES	VOC	0	0	0	0	0	0	-
53	**Vinyl Chloride***	YES	VOC	0	0	0	0	0	0	-
54	P-Chloro-M-Cresol		Acids	0	0	0	0	0	0	-
55	2-Chlorophenol		Acids	0	0	0	0	0	0	-
56	2, 4-Dichlorophenol		Acids	0	0	0	0	0	0	-
57	2, 4-Dimethylphenol		Acids	0	0	0	0	0	0	-
58	4, 6-Dinitro-O-Cresol		Acids	0	0	0	0	0	0	-
59	2, 4-Dinitrophenol		Acids	0	0	0	0	0	0	-
60	**4,6-Dintro-2-methylophenol**	YES	Acids	0	0	0	0	0	0	-
61	**Dioxin (2,3,7,8-TCDD)**	YES	Acids	0	0	0	0	0	0	-
62	2-Nitrophenol		Acids	0	0	0	0	0	0	-
63	4-Nitrophenol		Acids	0	0	0	0	0	0	-
64	**Pentachlorophenol***	YES	Acids	0	0	0	0	0	0	-
65	Phenol		Acids	0	0	0	0	0	0	-
66	**2, 4, 6-Trichlorophenol***	YES	Acids	0	0	0	0	0	0	-
67	Acenaphthene		Bases	0	0	0	0	0	0	-
68	Acenaphthylene		Bases	0	0	0	0	0	0	-
69	Anthracene		Bases	0	0	0	0	0	0	-
70	Benzidine		Bases	0	0	0	0	0	0	-
71	**Benzo(A)Anthracene***	YES	Bases	0	0	0	0	0	0	-
72	**Benzo(A)Pyrene***	YES	Bases	0	0	0	0	0	0	-
73	3, 4 Benzo-Fluoranthene		Bases	0	0	0	0	0	0	-
74	Benzo(GHI)Perylene		Bases	0	0	0	0	0	0	-
75	Benzo(K)Fluoranthene		Bases	0	0	0	0	0	0	-
76	Bis (2-Chloroethoxy) Methane		Bases	0	0	0	0	0	0	-
77	**Bis (2-Chloroethyl)-Ether***	YES	Bases	0	0	0	0	0	0	-
78	Bis (2-Chloroiso-Propyl) Ether		Bases	0	0	0	0	0	0	-
79	**Bis (2-Ethylhexyl) Phthalate***	YES	Bases	0	0	0	0	0	0	-
80	4-Bromophenyl Phenyl Ether		Bases	0	0	0	0	0	0	-
81	Butyl Benzyl Phthalate		Bases	0	0	0	0	0	0	-
82	2-Chloronaphthalene		Bases	0	0	0	0	0	0	-
83	4-Chlorophenyl Phenyl Ether		Bases	0	0	0	0	0	0	-
84	**Chrysene***	YES	Bases	0	0	0	0	0	0	-
85	Di-N-Butyl Phthalate		Bases	0	0	0	0	0	0	-
86	Di-N-Octyl Phthalate		Bases	0	0	0	0	0	0	-
87	**Dibenzo(A,H)Anthracene***	YES	Bases	0	0	0	0	0	0	-
88	1, 2-Dichlorobenzene		Bases	0	0	0	0	0	0	-
89	1, 3-Dichlorobenzene		Bases	0	0	0	0	0	0	-
90	1, 4-Dichlorobenzene		Bases	0	0	0	0	0	0	-
91	**3, 3-Dichlorobenzidine***	YES	Bases	0	0	0	0	0	0	-
92	Diethyl Phthalate		Bases	0	0	0	0	0	0	-
93	Dimethyl Phthalate		Bases	0	0	0	0	0	0	-
94	**2, 4-Dinitrotoluene***	YES	Bases	0	0	0	0	0	0	-
95	2, 6-Dinitrotoluene		Bases	0	0	0	0	0	0	-
96	1,2-Diphenylhydrazine		Bases	0	0	0	0	0	0	-
97	**Endosulfan (alpha)**	YES	Bases	0	0	0	0	0	0	-
98	**Endosulfan (beta)**	YES	Bases	0	0	0	0	0	0	-
99	**Endosulfan sulfate**	YES	Bases	0	0	0	0	0	0	-
100	**Endrin**	YES	Bases	0	0	0	0	0	0	-
101	**Endrin Aldeyhide**	YES	Bases	0	0	0	0	0	0	-
102	Fluoranthene		Bases	0	0	0	0	0	0	-
103	Fluorene		Bases	0	0	0	0	0	0	-
104	Heptochlor	YES	Bases	0	0	0	0	0	0	-
105	Heptachlor Epoxide	YES	Bases	0	0	0	0	0	0	-
106	**Hexachlorobenzene***	YES	Bases	0	0	0	0	0	0	-
107	**Hexachlorobutadiene***	YES	Bases	0	0	0	0	0	0	-
108	**Hexachlorocyclohexan (alpa)**	YES	Bases	0	0	0	0	0	0	-
109	**Hexachlorocyclohexan (beta)**	YES	Bases	0	0	0	0	0	0	-
110	**Hexachlorocyclohexan (gamma)**	YES	Bases	0	0	0	0	0	0	-
111	HexachlorocycloPentadiene		Bases	0	0	0	0	0	0	-
112	Hexachloroethane		Bases	0	0	0	0	0	0	-
113	**Indeno(1, 2, 3-CK)Pyrene***	YES	Bases	0	0	0	0	0	0	-
114	Isophorone		Bases	0	0	0	0	0	0	-
115	Naphthalene		Bases	0	0	0	0	0	0	-
116	Nitrobenzene		Bases	0	0	0	0	0	0	-
117	**N-Nitrosodi-N-Propylamine***	YES	Bases	0	0	0	0	0	0	-
118	**N-Nitrosodi-N-Methylamine***	YES	Bases	0	0	0	0	0	0	-
119	**N-Nitrosodi-N-Phenylamine***	YES	Bases	0	0	0	0	0	0	-
120	**PCB-1016**	YES	Bases	0	0	0	0	0	0	-
121	**PCB-1221**	YES	Bases	0	0	0	0	0	0	-
122	**PCB-1232**	YES	Bases	0	0	0	0	0	0	-
123	**PCB-1242**	YES	Bases	0	0	0	0	0	0	-
124	**PCB-1248**	YES	Bases	0	0	0	0	0	0	-
125	**PCB-1254**	YES	Bases	0	0	0	0	0	0	-
126	**PCB-1260**	YES	Bases	0	0	0	0	0	0	-
127	Phenanthrene		Bases	0	0	0	0	0	0	-
128	Pyrene		Bases	0	0	0	0	0	0	-
129	1, 2, 4-Trichlorobenzene		Bases	0	0	0	0	0	0	-

6	Enter Q_d = wastewater discharge flow from facility (MGD)
9.283374	Q_d = wastewater discharge flow (cfs) (this value is caluclated from the MGD)
0	Enter flow from upstream discharge Qd2 = background stream flow in MGD above point of discharge
0	Qd2 = background stream flow from upstream source (cfs)
3681	Enter 7Q10, Q_s = background stream flow in cfs above point of discharge
2761	Enter or estimated, 1Q10, Q_s = background stream flow in cfs above point of discharge (1Q10 estimated at 75% of 7Q10)
24396	Enter Mean Annual Flow, Q_s = background stream flow in cfs above point of discharge
5384	Enter 7Q2, Q_s = background stream flow in cfs above point of discharge (For LWF class streams)
Enter to Left	Enter C_s = background in-stream pollutant concentration in µg/l (assuming this is zero "0" unless there is data)
Q_d +Qd2+Q_s	Q_r = resultant in-stream flow, after discharge
Calculated on other	C_r = resultant in-stream pollutant concentration in µg/l in the stream (after complete mixing occurs)
50	Enter, Background Hardness above point of discharge (assumed 50 South of Birmingham and 100 North of Birmingham)
7.00 s.u.	Enter, Background pH above point of discharge
YES	Enter, Is discharge to a stream? "YES" Other option would be to a Lake. (This changes the partition coefficients for the metals)

** Using Partition Coefficients

January 20, 2022

Facility Name: Valley Creek WWTP

NPDES No.: AL0022578

Freshwater F&W classification						Freshwater Acute (µg/l) Q_s =1Q10					Avg Daily Discharge as reported by Applicant (C_{dmq})	Freshwater Chronic (µg/l) Q_s = 7Q10				Human Health Consumption Fish only (µg/l) Carcinogen Q_s = Annual Average Non-Carcinogen Q_s = 7Q10			
ID	Pollutant	RP?	Carcinogen yes	Background from upstream source (Cd2) Daily Max	Max Daily Discharge as reported by Applicant (C_{dmax})	Water Quality Criteria (C_c)	Draft Permit Limit (C_{dmax})	20% of Draft Permit Limit	RP?	Background from upstream source (Cd2) Monthly Ave		Water Quality Criteria (C_c)	Draft Permit Limit (C_{dmq})	20% of Draft Permit Limit	RP?	Water Quality Criteria (C_c)	Draft Permit Limit (C_{dmq})	20% of Draft Permit Limit	RP?
1	Antimony			0	0	-	-	-	-	0	0	-	-	-	-	3.73E+02	1.48E+05	2.97E+04	No
2	Arsenic		YES	0	0.5	592.334	176760.562	35352.112	No	0	0.2	261.324	103880.310	20776.062	No	3.03E-01	7.97E+02	1.59E+02	No
3	Berylium			0	0	-	-	-	-	0	0	-	-	-	-	-	-	-	-
4	Cadmium			0	0	4.347	1297.242	259.448	No	0	0	0.644	255.845	51.169	No	-	-	-	-
5	Chromium/ Chromium III			0	0	1537.913	458933.850	91786.770	No	0	0	200.051	79523.287	15904.657	No	-	-	-	-
6	Chromium/ Chromium VI			0	0	16.000	4774.615	954.923	No	0	0	11.000	4372.669	874.534	No	-	-	-	-
7	Copper			0	12	18.026	5379.313	1075.863	No	0	4	12.768	5074.509	1014.902	No	-	-	-	-
8	Lead			0	0	146.291	43655.150	8731.030	No	0	0	5.701	2266.133	453.227	No	-	-	-	-
9	Mercury			0	0.0378	2.400	716.192	143.238	No	0	0.0235	0.012	4.770	0.954	No	4.24E-02	1.69E+01	3.37E+00	No
10	Nickel			0	0	57.292	153928.909	30785.782	No	0	0	57.292	22774.512	4554.902	No	9.93E+02	3.95E+05	7.89E+04	No
11	Selenium			0	0	20.000	5968.268	1193.654	No	0	0	5.000	1987.577	397.515	No	2.43E+03	9.66E+05	1.93E+05	No
12	Silver			0	0	0.978	291.384	58.277	No	0	0	-	-	-	-	-	-	-	-
13	Thallium			0	0	-	-	-	-	0	0	-	-	-	-	2.74E-01	1.09E+02	2.17E+01	No
14	Zinc			0	66	197.389	58897.501	11779.500	No	0	30	198.983	79098.901	15819.780	No	1.49E+04	5.92E+06	1.18E+06	No
15	Cyanide			0	0	22.000	6565.095	1313.019	No	0	0	5.200	2067.080	413.416	No	9.33E+03	3.71E+06	7.42E+05	No
16	Total Phenolic Compounds			0	0	-	-	-	-	0	0	-	-	-	-	-	-	-	-
17	Hardness (As CaCO3)			0	101000	-	-	-	-	0	99000	-	-	-	-	-	-	-	-
18	Acrolein			0	0	-	-	-	-	0	0	-	-	-	-	5.43E+00	2.16E+03	4.31E+02	No
19	Acrylonitrile		YES	0	0	-	-	-	-	0	0	-	-	-	-	1.44E-01	3.79E+02	7.57E+01	No
20	Aldrin		YES	0	0	3.000	895.240	179.048	No	0	0	-	-	-	-	2.94E-05	7.73E-02	1.55E-02	No
21	Benzene		YES	0	0	-	-	-	-	0	0	-	-	-	-	1.55E+01	4.07E+04	8.14E+03	No
22	Bromoform		YES	0	0	-	-	-	-	0	0	-	-	-	-	7.86E+01	2.07E+05	4.14E+04	No
23	Carbon Tetrachloride		YES	0	0	-	-	-	-	0	0	-	-	-	-	9.57E-01	2.52E+03	5.03E+02	No
24	Chlordane		YES	0	0	2.400	716.192	143.238	No	0	0	0.0043	1.709	0.342	No	4.73E-04	1.24E+00	2.49E-01	No
25	Clorobenzene			0	0	-	-	-	-	0	0	-	-	-	-	9.06E+02	3.80E+05	7.20E+04	No
26	Chlorodibromo-Methane		YES	0	0	-	-	-	-	0	0	-	-	-	-	7.41E+00	1.95E+04	3.89E+03	No
27	Chloroethane			0	0	-	-	-	-	0	0	-	-	-	-	-	-	-	-
28	2-Chloro-Ethylvinyl Ether			0	0	-	-	-	-	0	0	-	-	-	-	-	-	-	-
29	ChloroForm		YES	0	0	-	-	-	-	0	0	-	-	-	-	1.02E+02	2.68E+05	5.36E+04	No
30	4,4' - DDD		YES	0	0	-	-	-	-	0	0	-	-	-	-	1.61E-04	4.77E-01	9.54E-02	No
31	4,4' - DDE		YES	0	0	-	-	-	-	0	0	-	-	-	-	1.28E-04	3.37E-01	6.73E-02	No
32	4,4' - DDT		YES	0	0	1.100	328.255	65.651	No	0	0	0.001	0.398	0.080	No	1.28E-04	3.37E-01	6.73E-02	No
33	Dichlorobromo-Methane		YES	0	0	-	-	-	-	0	0	-	-	-	-	1.00E+01	2.64E+04	5.28E+03	No
34	1, 1-Dichloroethane			0	0	-	-	-	-	0	0	-	-	-	-	-	-	-	-
35	1, 2-Dichloroethane		YES	0	0	-	-	-	-	0	0	-	-	-	-	2.14E+01	5.62E+04	1.12E+04	No
36	Trans-1, 2-Dichloro-Ethylene			0	0	-	-	-	-	0	0	-	-	-	-	5.91E+03	2.35E+06	4.70E+05	No
37	1, 1-Dichloroethylene		YES	0	0	-	-	-	-	0	0	-	-	-	-	4.17E+03	1.10E+07	2.19E+06	No
38	1, 2-Dichloropropane			0	0	-	-	-	-	0	0	-	-	-	-	5.48E+00	3.38E+03	6.75E+02	No
39	1, 3-Dichloro-Propylene			0	0	-	-	-	-	0	0	-	-	-	-	1.23E+01	4.88E+03	9.76E+02	No
40	Dieldrin		YES	0	0	0.240	71.619	14.324	No	0	0	0.056	22.261	4.452	No	3.12E-05	8.21E-02	1.64E-02	No
41	Ethylbenzene			0	0	-	-	-	-	0	0	-	-	-	-	1.24E+03	4.95E+05	9.89E+04	No
42	Methyl Bromide			0	0	-	-	-	-	0	0	-	-	-	-	8.71E+02	3.46E+05	6.93E+04	No
43	Methyl Chloride			0	0	-	-	-	-	0	0	-	-	-	-	-	-	-	-
44	Methylene Chloride		YES	0	0	-	-	-	-	0	0	-	-	-	-	3.46E+02	9.09E+05	1.82E+05	No
45	1, 1, 2, 2-Tetrachloro-Ethane		YES	0	0	-	-	-	-	0	0	-	-	-	-	2.30E+00	6.13E+03	1.23E+03	No
46	Tetrachloro-Ethylene		YES	0	0	-	-	-	-	0	0	-	-	-	-	1.82E+00	5.04E+03	1.01E+03	No
47	Toluene			0	0	-	-	-	-	0	0	-	-	-	-	8.72E+03	3.47E+06	6.93E+05	No
48	Toxaphene		YES	0	0	0.730	217.842	43.568	No	0	0	0.0002	0.080	0.016	No	1.62E-04	4.26E-01	8.51E-02	No
49	Tributyltin (TBT)		YES	0	0	0.460	137.270	27.454	No	0	0	0.072	28.621	5.724	No	-	-	-	-
50	1, 1, 1-Trichloroethane			0	0	-	-	-	-	0	0	-	-	-	-	-	-	-	-
51	1, 1, 2-Trichloroethane		YES	0	0	-	-	-	-	0	0	-	-	-	-	9.10E+00	2.39E+04	4.78E+03	No
52	Trichlorethylene		YES	0	0	-	-	-	-	0	0	-	-	-	-	1.75E+01	4.59E+04	9.19E+03	No
53	Vinyl Chloride		YES	0	0	-	-	-	-	0	0	-	-	-	-	1.42E+00	3.74E+03	7.49E+02	No
54	P-Chloro-M-Cresol			0	0	-	-	-	-	0	0	-	-	-	-	-	-	-	-
55	2-Chlorophenol			0	0	-	-	-	-	0	0	-	-	-	-	8.71E+01	3.46E+04	6.92E+03	No
56	2, 4-Dichlorophenol			0	0	-	-	-	-	0	0	-	-	-	-	1.72E+02	6.84E+04	1.37E+04	No
57	2, 4-Dimethylphenol			0	0	-	-	-	-	0	0	-	-	-	-	4.98E+02	1.98E+05	3.96E+04	No
58	4, 6-Dinitro-O-Cresol			0	0	-	-	-	-	0	0	-	-	-	-	-	-	-	-
59	2, 4-Dinitrophenol			0	0	-	-	-	-	0	0	-	-	-	-	3.11E+03	1.24E+06	2.47E+05	No
60	4,6-Dinitro-2-methylphenol		YES	0	0	-	-	-	-	0	0	-	-	-	-	1.65E+02	4.35E+05	8.70E+04	No
61	Dioxin (2,3,7,8-TCDD)		YES	0	0	-	-	-	-	0	0	-	-	-	-	2.87E-08	7.01E-05	1.40E-05	No
62	2-Nitrophenol			0	0	-	-	-	-	0	0	-	-	-	-	-	-	-	-
63	4-Nitrophenol			0	0	-	-	-	-	0	0	-	-	-	-	-	-	-	-
64	Pentachlorophenol		YES	0	0	8.723	2603.156	520.631	No	0	0	6.663	2660.405	532.081	No	1.77E+00	4.65E+03	9.29E+02	No
65	Phenol			0	0	-	-	-	-	0	0	-	-	-	-	5.00E+05	1.99E+08	3.98E+07	No
66	2, 4, 6-Trichlorophenol		YES	0	0	-	-	-	-	0	0	-	-	-	-	1.41E+00	3.72E+03	7.44E-02	No
67	Acenaphthene			0	0	-	-	-	-	0	0	-	-	-	-	5.78E+02	2.30E+05	4.60E+04	No
68	Acenaphthylene			0	0	-	-	-	-	0	0	-	-	-	-	-	-	-	-
69	Anthracene			0	0	-	-	-	-	0	0	-	-	-	-	2.33E+04	9.28E+06	1.86E+06	No
70	Benzidine			0	0	-	-	-	-	0	0	-	-	-	-	1.16E-04	4.61E-02	9.22E-03	No
71	Benzo(A)Anthracene		YES	0	0	-	-	-	-	0	0	-	-	-	-	1.07E-02	2.80E+01	5.60E+00	No
72	Benzo(A)Pyrene		YES	0	0	-	-	-	-	0	0	-	-	-	-	1.07E-02	2.80E+01	5.60E+00	No
73	Benzo(b)fluoranthene			0	0	-	-	-	-	0	0	-	-	-	-	1.07E-02	4.24E+00	8.47E-01	No
74	Benzo(GHI)Perylene			0	0	-	-	-	-	0	0	-	-	-	-	-	-	-	-
75	Benzo(K)Fluoranthene			0	0	-	-	-	-	0	0	-	-	-	-	1.07E-02	4.24E+00	8.47E-01	No
76	Bis (2-Chloroethoxy) Methane			0	0	-	-	-	-	0	0	-	-	-	-	-	-	-	-
77	Bis (2-Chloroethyl)-Ether		YES	0	0	-	-	-	-	0	0	-	-	-	-	3.07E-01	8.08E+02	1.62E+02	No
78	Bis (2-Chloroiso-Propyl) Ether			0	0	-	-	-	-	0	0	-	-	-	-	3.78E+04	1.50E+07	3.00E+06	No
79	Bis (2-Ethylhexyl) Phthalate		YES	0	0	-	-	-	-	0	0	-	-	-	-	1.28E+00	3.37E+03	6.74E+02	No
80	4-Bromophenyl Phenyl Ether			0	0	-	-	-	-	0	0	-	-	-	-	-	-	-	-
81	Butyl Benzyl Phthalate			0	0	-	-	-	-	0	0	-	-	-	-	1.13E+03	4.48E+05	8.96E+04	No
82	2-Chloronaphthalene			0	0	-	-	-	-	0	0	-	-	-	-	9.24E+02	3.67E+05	7.35E+04	No
83	4-Chlorophenyl Phenyl Ether			0	0	-	-	-	-	0	0	-	-	-	-	-	-	-	-
84	Chrysene		YES	0	0	-	-	-	-	0	0	-	-	-	-	1.07E-02	2.80E+01	5.60E+00	No
85	Di-N-Butyl Phthalate			0	0	-	-	-	-	0	0	-	-	-	-	2.82E+03	1.04E+06	2.08E+05	No
86	Di-N-Octyl Phthalate			0	0	-	-	-	-	0	0	-	-	-	-	-	-	-	-
87	Dibenzo(A,H)Anthracene		YES	0	0	-	-	-	-	0	0	-	-	-	-	1.07E-02	2.80E+01	5.60E+00	No
88	1, 2-Dichlorobenzene			0	0	-	-	-	-	0	0	-	-	-	-	7.95E+03	3.00E+05	6.01E+04	No
89	1, 3-Dichlorobenzene			0	0	-	-	-	-	0	0	-	-	-	-	5.62E+02	2.24E+05	4.47E+04	No
90	1, 4-Dichlorobenzene			0	0	-	-	-	-	0	0	-	-	-	-	1.12E+02	4.47E+04	8.94E+03	No
91	3, 3-Dichlorobenzidine		YES	0	0	-	-	-	-	0	0	-	-	-	-	1.88E-02	4.37E+01	8.74E+00	No
92	Diethyl Phthalate			0	0	-	-	-	-	0	0	-	-	-	-	2.56E+04	1.02E+07	2.03E+06	No
93	Dimethyl Phthalate			0	0	-	-	-	-	0	0	-	-	-	-	6.48E+05	2.58E+08	5.15E+07	No
94	2, 4-Dinitrotoluene		YES	0	0	-	-	-	-	0	0	-	-	-	-	1.98E+00	5.21E+03	1.04E+03	No
95	2, 6-Dinitrotoluene			0	0	-	-	-	-	0	0	-	-	-	-	-	-	-	-
96	1,2-Diphenylhydrazine			0	0	-	-	-	-	0	0	-	-	-	-	1.17E-01	4.66E-01	9.31E+00	No
97	Endosulfan (alpha)		YES	0	0	0.22	65.651	13.130	No	0	0	0.056	22.261	4.452	No	5.19E+01	1.36E+05	2.73E+04	No
98	Endosulfan (beta)		YES	0	0	0.22	65.651	13.130	No	0	0	0.056	22.261	4.452	No	5.19E+01	1.36E+05	2.73E+04	No
99	Endosulfan sulfate		YES	0	0	-	-	-	-	0	0	-	-	-	-	5.19E+01	1.36E+05	2.73E+04	No
100	Endrin		YES	0	0	0.086	25.664	5.133	No	0	0	0.036	14.311	2.862	No	3.53E-02	9.27E+01	1.85E+01	No
101	Endrin Aldeyhde		YES	0	0	-	-	-	-	0	0	-	-	-	-	1.76E-01	4.64E+02	9.27E+01	No
102	Fluoranthene			0	0	-	-	-	-	0	0	-	-	-	-	8.12E+01	3.23E+04	6.45E+03	No
103	Fluorene			0	0	-	-	-	-	0	0	-	-	-	-	3.11E+03	1.24E+06	2.47E+05	No
104	Heptochlor		YES	0	0	0.52	155.175	31.035	No	0	0	0.0036	1.511	0.302	No	4.63E-05	1.22E-01	2.43E-02	No
105	Heptachlor Epoxide		YES	0	0	0.52	155.175	31.035	No	0	0	0.0036	1.511	0.302	No	2.29E-05	6.02E-02	1.20E-02	No
106	Hexachlorobenzene		YES	0	0	-	-	-	-	0	0	-	-	-	-	1.68E-04	4.41E-01	8.82E-02	No
107	Hexachlorobutadiene		YES	0	0	-	-	-	-	0	0	-	-	-	-	1.08E+01	2.83E+04	5.66E+03	No
108	Hexachlorocyclohexan (alpha)		YES	0	0	-	-	-	-	0	0	-	-	-	-	2.85E-03	7.49E+00	1.50E+00	No
109	Hexachlorocyclohexan (beta)		YES	0	0	-	-	-	-	0	0	-	-	-	-	9.97E-03	2.62E+01	5.24E+00	No
110	Hexachlorocyclohexan (gamma)		YES	0	0	0.95	283.493	56.699	No	0	0	-	-	-	-	1.08E+00	2.83E+03	5.66E+02	No
111	HexachlorocyclopPentadiene			0	0	-	-	-	-	0	0	-	-	-	-	8.45E+02	2.56E+05	5.13E+04	No
112	Hexachloroethane			0	0	-	-	-	-	0	0	-	-	-	-	1.92E+00	7.62E+02	1.52E+02	No
113	Indeno(1, 2, 3-CK)Pyrene		YES	0	0	-	-	-	-	0	0	-	-	-	-	1.07E-02	2.80E+01	5.60E+00	No
114	Isophorone			0	0	-	-	-	-	0	0	-	-	-	-	5.81E+02	2.23E+05	4.46E+04	No
115	Naphthalene			0	0	-	-	-	-	0	0	-	-	-	-	-	-	-	-
116	Nitrobenzene			0	0	-	-	-	-	0	0	-	-	-	-	4.04E+02	1.60E+05	3.21E+04	No
117	N-Nitrosodi-N-Propylamine		YES	0	0	-	-	-	-	0	0	-	-	-	-	2.80E-01	7.75E+02	1.55E+02	No
118	N-Nitrosodimethylamine		YES	0	0	-	-	-	-	0	0	-	-	-	-	1.78E+00	4.63E+03	9.25E+02	No
119	N-Nitrosodiphenylamine		YES	0	0	-	-	-	-	0	0	-	-	-	-	3.90E+00	9.20E+03	1.84E+03	No
120	PCB-1016		YES	0	0	-	-	-	-	0	0	0.014	5.565	1.113	No	3.74E-05	9.83E-02	1.97E-02	No
121	PCB-1221		YES	0	0	-	-	-	-	0	0	0.014	5.565	1.113	No	3.74E-05	9.83E-02	1.97E-02	No
122	PCB-1232		YES	0	0	-	-	-	-	0	0	0.014	5.565	1.113	No	3.74E-05	9.83E-02	1.97E-02	No
123	PCB-1242		YES	0	0	-	-	-	-	0	0	0.014	5.565	1.113	No	3.74E-05	9.83E-02	1.97E-02	No
124	PCB-1248		YES	0	0	-	-	-	-	0	0	0.014	5.565	1.113	No	3.74E-05	9.83E-02	1.97E-02	No
125	PCB-1254		YES	0	0	-	-	-	-	0	0	0.014	5.565	1.113	No	3.74E-05	9.83E-02	1.97E-02	No
126	PCB-1260		YES	0	0	-	-	-	-	0	0	0.014	5.565	1.113	No	3.74E-05	9.83E-02	1.97E-02	No
127	Phenanthrene			0	0	-	-	-	-	0	0	-	-	-	-	-	-	-	-
128	Pyrene			0	0	-	-	-	-	0	0	-	-	-	-	2.33E+03	9.28E+05	1.86E+05	No
129	1, 2, 4-Trichlorobenzene			0	0	-	-	-	-	0	0	-	-	-	-	4.09E+01	1.63E+04	3.25E+03	No

Waste Load Allocation Summary

REQUEST INFORMATION

Request Number: 3787

From:	Sandy Lee	**In Branch/Section**	Municipal		
Date Submitted	4/9/2021	**Date Required**	5/9/2021	**FUND Code**	605
Date Permit application received by NPDES program	4/2/2021				
Receiving Waterbody	Alabama River (Dannelly Lake)				
Previous Stream Name					
Facility Name	Valley Creek WWTP	(Name of Discharger-WQ will use to file)			
		Previous Discharger Name			
River Basin	Alabama	**Outfall Latitude**	32.395824	(decimal degrees)	
***County**	Dallas	**Outfall Longitude**	-87.039978	(decimal degrees)	
Permit Number	**AL0022578**	**Permit Type**	Permit Reissuance		
		Permit Status	Active		
		Type of Discharger	MUNICIPAL		

Do other discharges exist that may impact the model? ☐ Yes ☑ No

If yes, impacting dischargers names.	International Paper-Riverdale	**Impacting dischargers permit numbers.**	AL0003018

Existing Discharge Design Flow	6	**MGD**
Proposed Discharge Design Flow		**MGD**

Note: The flow rates given should be those requested for modeling.

Comments included ☐ Yes ☑ No

Information Verified By KDP

Year File Was Created

Response ID Number 1829

Lat/Long Method Arcview

12 Digit HUC Code	031502011207		
Use Classification	F&W		
Site Visit Completed?	☑ Yes ☐ No	**Date of Site Visit**	6/10/2021
Waterbody Impaired?	☐ Yes ☑ No	**Date of WLA Response**	1/4/2022
Antidegradation	☐ Yes ☑ No	**Approved TMDL?**	☐ Yes ☑ No
Waterbody Tier Level	Tier II		
Use Support Category	1	**Approval Date of TMDL**	

Waste Load Allocation Information

Modeled Reach Length	65.25	**Miles**	**Date of Allocation**	12/20/2021
Name of Model Used	QUAL2E		**Allocation Type**	Annual
Model Completed by	Keosha Powell		**Type of Model Used**	Desk-top
Allocation Developed by	Water Quality Branch			

Waste Load Allocation Summary

Annual Effluent Limits		
Qw	6	MGD
CBOD5	25	mg/L
NH3-N	20	mg/L
TKN		
D.O.		

Conventional Parameters					
Qw		MGD	Qw		MGD
Season			Season		
From			From		
Through			Through		
CBOD5			CBOD5		
NH3-N			NH3-N		
TKN			TKN		
D.O.			D.O.		

Other Parameters					
Qw		MGD	Qw		MGD
Season			Season		
From			From		
Through			Through		
TP			TP		
TN			TN		
TSS			TSS		

"Monitor Only" Parameters for Effluent:	Parameter	Frequency	Parameter	Frequency
	TP	Monthly	DO	Monthly
	NO2+NO3-N	Monthly		
	TKN	Monthly		

Water Quality Characteristics Immediately Upstream of Discharge

Parameter	Summer		Winter	
CBODu	3.38	mg/l		mg/l
NH3-N	0.01	mg/l		mg/l
Temperature	30	°C		°C
pH	7	su		su

Hydrology at Discharge Location

Drainage Area Qualifier				Method Used to Calculate
Estimated	Drainage Area	17173	sq mi	
	Stream 7Q10	3681	cfs	ADEM Estimate w/USACE Flow Data
	Stream 1Q10	2761	cfs	75%of 7Q10
	Stream 7Q2	5384	cfs	ADEM Estimate w/ USACE Flow Data
	Annual Average	24396	cfs	ADEM Estimate w/USACE Flow Data

Comments and/or Notations

Mixing Zone Analysis Summary

REQUEST INFORMATION

request number: 3787

From: (Responsible Engineer) Sandy Lee | In Branch/Section Municipal

Date Submitted 4/9/2021 | **Date Required** 5/9/2021 | **FUND Code** 605

Date Permit application received by NPDES program 4/2/2021

Receiving Waterbody: Alabama River (Dannelly Lake)

Previous Stream Name:

Facility Name: Valley Creek WWTP (Name of Discharger-WQ will use to file)

Previous Discharger Name:

River Basin: Alabama | **Outfall Latitude:** 32.395824 (decimal degrees)

***County:** Dallas | **Outfall Longitude:** -87.039978 (decimal degrees)

Permit Number: AL0022578 | **Permit Type:** Permit Reissuance

Permit Status: Active

Type of Discharger: MUNICIPAL

Do other discharges exist that may impact the model? ☐ Yes ☑ No

If yes, impacting dischargers names.

Impacting dischargers permit numbers.

Existing Discharge Design Flow: 6 **MGD**

Proposed Discharge Design Flow: **MGD**

Note: The flow rates given should be those requested for modeling.

Seasonal limits requested? ☐ Yes ☑ No

If not seasonal, only the summer sections will be used

Comments included ☐ Yes ☑ No

Information Verified By: KDP

Year File Was Started:

12 Digit HUC Code: 031502011207

Use Classification: F&W

Site Visit Completed? ☑ Yes ☐ No

Date of MZ Response: 12/20/2021

Date of Site Visit: 6/10/2021

Hydrology			Method Used to Calculate
Drainage Area	17173	sq mi	
Stream 7Q10	3681	cfs	ADEM Estimate w/USGS Gage Data
Stream 1Q10	2761	cfs	75%of 7Q10
Stream 7Q2	5384	cfs	ADEM Estimate w/USGS Gage Data
Annual Average	24396	cfs	ADEM Estimate w/USGS Gage Data

Date of MZ Analysis: 12/20/2021

Model Completed by: Keosha Powell

Pollutant Category

Whole Effluent Toxicity (WET) ☑ **Thermal** ☐ **Pathogens** ☐

Mixing Zone Analysis Summary

WET Parameters

Summer

Acute

Ambient Streamflow	2761	cfs
ZID Length	22.86	Meters
ZID IWC	6.17	%

Chronic

Ambient Streamflow		cfs
Mixing Zone Length		Meters
Mixing Zone IWC		%

Winter

Acute

Ambient Streamflow		cfs
ZID Length	22.86	Meters
ZID IWC		%

Chronic

Ambient Streamflow		cfs
Mixing Zone Length		Meters
Mixing Zone IWC		%

Thermal Parameters

Summer

Ambient Streamflow		cfs
Mixing Zone Length		Meters
Max. Effluent Temp		°C

Winter

Ambient Streamflow		cfs
Mixing Zone Length		Meters
Max. Effluent Temp		°C

Pathogen Parameters

Summer

Ambient Streamflow		cfs
ZID Length		Meters
Max. Effluent Fecal Conc		Cols/100 mls
Max. Effluent E. coli Conc		Cols/100 mls
Monthly Average Effluent E. coli Conc		Cols/100 mls
Max. Effluent Enterococci Conc (for coastal waters)		Cols/100 mls

Winter

Ambient Streamflow		cfs
ZID Length		Meters
Max. Effluent Fecal Conc		Cols/100 mls
Max. Effluent E. coli Conc		Cols/100 mls
Monthly Average Effluent E. coli Conc		Cols/100 mls
Max. Effluent Enterococci Conc (for coastal waters)		Cols/100 mls

Comments and/or Notations

RECEIVED
APR 23 2021
MUNICIPAL SECTION

REQUIRED INFORMATION FOR MIXING ZONE MODELING

GENERAL INFORMATION

1. Applicant Name: Waterworks and Sewer Board of the City of Selma
2. Permit No.: AL0022578
3. Project Name (if different from applicant): _____
4. Contact name and phone number: Earl W. Luker, 334-872-5048
5. Date submitted: 4/16/2021
5. Facility type (new, existing or upgrade): Existing

AMBIENT CONDITIONS

1. Receiving waterbody: Alabama River
2. Width of waterbody at discharge point (m): 152.4 m
3. Depth of waterbody at discharge point (m): 6.16 m
4. Average depth of waterbody at discharge point (m): 7.62 m

DISCHARGE TYPE:

Submerged endpipe or submerged multiport diffuser? Submerged endpipe

Effluent Density (kg/m^3): Unknown

Note: Fill out box A below for endpipe discharges; box B for diffuser discharges.

A. DISCHARGE CONDITIONS FOR SUBMERGED ENDPIPE DISCHARGES

1. Nearest bank (right or left) to the outfall looking downstream: Right
2. Distance from nearest bank to discharge (m): 18.28 m
3. Endpipe diameter (m): 0.9144 4. Contraction ratio (if known): Unknown
5. Height of discharge above stream bottom (m): 0 m
6. Effluent flow rate (mgd): 6 MGD

B. DISCHARGE CONDITIONS FOR SUBMERGED MULTIPORT DIFFUSERS

NOTE:
Diffuser length is defined as the distance between the first and last diffuser ports.

1. Diffuser length (m): _____
2. Nearest bank (right or left) to the outfall looking downstream: _____
3. Distance from nearest bank to first diffuser port (m): _____
4. Total number of ports: _____ 5. Diameter of a single port (m): _____
6. Distance between adjacent ports (i.e., port spacing, m): _____
7. Height of ports above stream bottom (m): _____
8. Port contraction ratio (if known): _____
9. Diameter of diffuser manifold (m): _____
10. Effluent flow rate (mgd): _____

SPECIAL REQUIREMENTS

1. Please submit a map displaying the outfall location along with the appropriate latitude/longitude coordinates.
2. Please submit the appropriate engineering plans that depict the outfall configuration.

OUTFALL LOCATION

scale: 1" = 1/2 mile

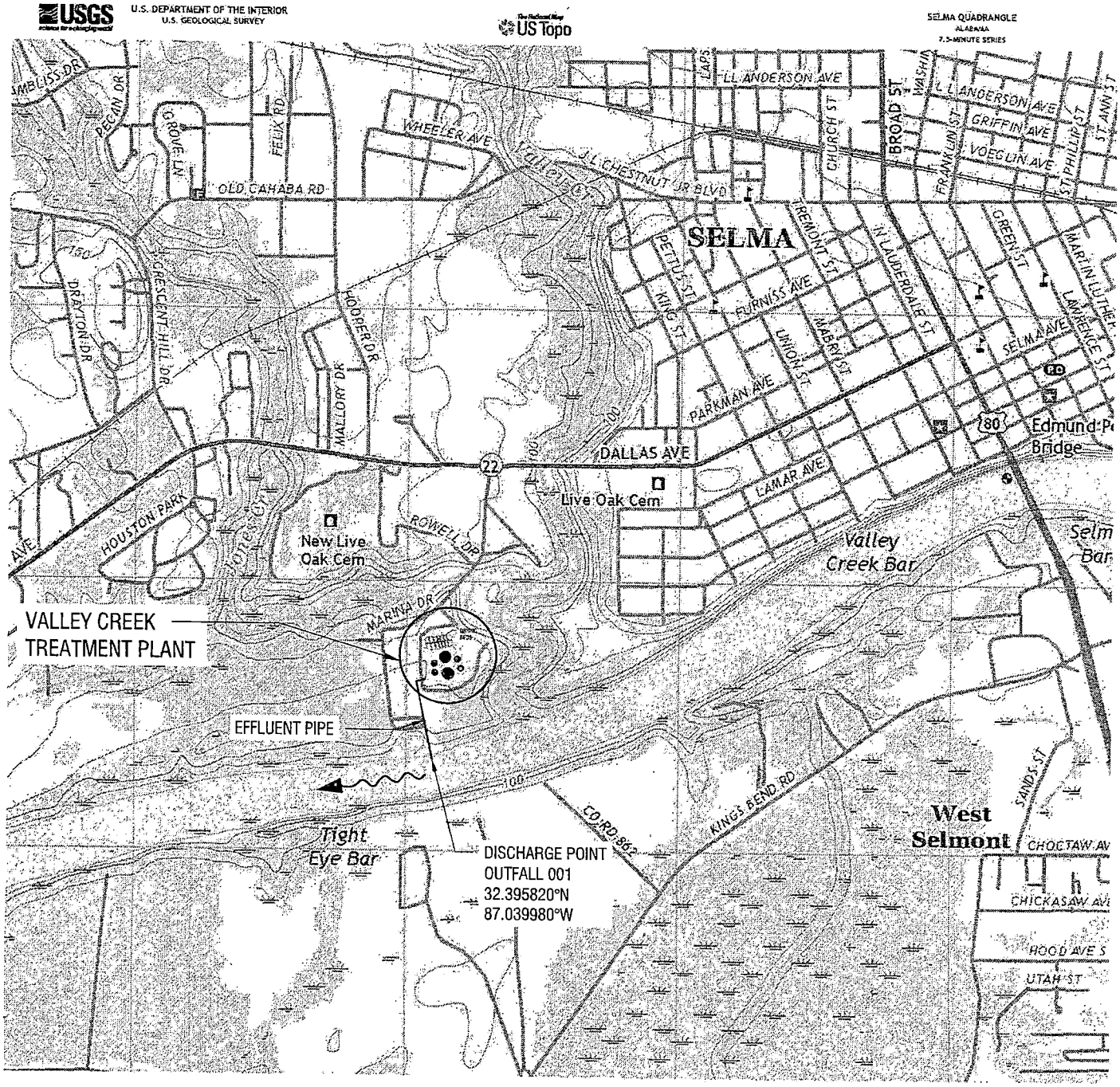

Produced by the United States Geological Survey
North American Datum of 1983 (NAD83)
World Geodetic System of 1984 (WGS84). Projection and 1 000-meter grid:Universal Transverse Mercator, Zone 16S
This map is not a legal document. Boundaries may be generalized for this map scale. Private lands within government reservations may not be shown. Obtain permission before entering private lands.

Imagery.....NAIP, June 2015 - November 2015
Roads.....U.S. Census Bureau, 2017
...es.....GNIS, 1980 - 2019
...raphy.....National Hydrography Dataset, 2003
.....National Elevation Dataset, 2007 - 2018
.....Multiple sources; see metadata file 2014 - 2016

ROAD CLASSIFICATION

Expressway
Secondary Hwy
Ramp
Local Connector
Local Road
4WD
Interstate Route
US Route
State Route

ACCESS STEPS SEE DETAIL SHEET NO. 50
42" R.C.P.
EFFLUENT PUMPING STATION LOW LEVEL PROBE-SENSOR CONTROL. SEE DETAIL SHEET NO. 50
STA. 8+40
SPECIAL OUTFALL MANHOLE, SEE DETAIL SHEET NO. 50
TEST BORING 223
OUTFALL OVERFLOW STRUCTURE SEE DETAIL SHEET NO. 50
36" C.I.P.
STA. 10+28
STA. 10+88 OUTFALL DISCHARGE
MAX. RIVER LEVEL ELEV. 13.2
NOTES:
1. SLOPES ARE SHOWN FEET PER FOOT.
2. DISTANCES BETWEEN MANHOLES AND/OR STRUCTURES ARE SUBJECT TO FIELD MEASUREMENTS. ACTUAL DISTANCES SHALL BE ACCURATELY RECORDED FOR "AS BUILT" LOCATIONS.
SENSOR PROBE
SPECIAL OUTFALL MANHOLE
42" R.C.P.
SLOPE = 0.003
INV. EL. 86.43
INV. EL. 87.25
42" R.C.P.
SLOPE = 0.00
INV. EL. 86.50
INV. EL. 85.30
36" C.I.P.
OUTFALL OVERFLOW STRUCTURE
FUTURE LOW WATER LEVEL ELEV. 8.0
STATION 8+40
STATION 10+28
STATION 10+88 OUTFALL
SAND-CEMENT RIP-RAP AROUND DISCHARGE BEND AND OUTLET PIPE
36" C.I.P. 22½° BEND
INV. EL. 5.8
WATER LINE EL. 6.80 JULY 23, 1966
PRECAST 36"x42" CONC. MANHOLE CONCENTRIC CONE SECTION
PRECAST 12" CONC. MANHOLE SHAFT SECTION
PRECAST 36" CONC. MANHOLE SHAFT SECTION
42"x36" PRECAST CONC. TEE
REVISIONS
NO. DATE DESCRIPTION CHK'D APP'D
2 10/7/66 ADDED SENSOR PROBE
1 6/23/66 ADDED FUTURE L.W.L. & MAX. RIVER LEVEL
CITY OF SELMA
SELMA, ALABAMA
SEWERAGE IMPROVEMENTS
SEWAGE TREATMENT PLANT
PLANT OUTFALL
PLAN & PROFILE
RADER AND ASSOCIATES
ENGINEERS AND ARCHITECTS
MIAMI, FLORIDA
JUNE 1966
E.O.D.
PLATE 1 - PLAN - PROFILE & R.R. STANDARD
November 6, 1961

ALABAMA DEPARTMENT OF ENVIRONMENTAL MANAGEMENT (ADEM)
NPDES INDIVIDUAL PERMIT APPLICATION
SUPPLEMENTARY INFORMATION FOR PUBLICLY-OWNED TREATMENT WORKS (POTW), OTHER TREATMENT WORKS TREATING DOMESTIC SEWAGE (TWTDS), AND PUBLIC WATER SUPPLY TREATMENT PLANTS

Instructions: This form should be used to submit the required supplementary information for an application for an NPDES individual permit for Publicly Owned Treatment Works (POTW) and other Treatment Works Treating Domestic Sewage (TWTDS). The completed application should be submitted to ADEM in duplicate. If insufficient space is available to address any item, please continue on an attached sheet of paper. Please mark "N/A" in the appropriate box when an item is not applicable to the applicant. **Please type or print legibly in blue or black ink.** Mail the completed application to:

ADEM-Water Division
Municipal Section
P O Box 301463
Montgomery, AL 36130-1463

PURPOSE OF THIS APPLICATION

- ☐ Initial Permit Application for New Facility*
- ☐ Initial Permit Application for Existing Facility*
- ☐ Modification of Existing Permit
- ☒ Reissuance of Existing Permit
- ☐ Revocation & Reissuance of Existing Permit

** An application for participation in the ADEM's Electronic Environmental (E2) Reporting must be submitted to allow permittee to electronically submit reports as required.*

SECTION A – GENERAL INFORMATION

1. Facility Name: Valley Creek Wastewater Treatment Plant Facility County: Dallas

   a. Operator Name: The Waterworks and Sewer Board of the City of Selma

   b. Is the operator identified in A.1.a, the owner of the facility? ☒ Yes ☐ No

   If No, provide the following information:

   Operator Name: _____

   Operator Address (Street or PO Box): _____

   City: _____ Zip: _____

   Phone Number: _____ Email Address: _____

   Operator Status:

   ☐ Public-federal ☐ Public-state ☒ Public-other (please specify): Municipal Board
   ☐ Private ☐ Other (please specify): _____

   Describe the operator's scope of responsibility for the facility:

   Provide Personnel, Equipment and over site of the Facility.

   c. Name of Permittee* if different than Operator: _____

   **Permittee will be responsible for compliance with the conditions of the permit*

2. NPDES Permit Number: AL 0022578 (Not applicable if initial permit application)

3. Facility Location (Front Gate): Latitude: 32.403900 N Longitude: -87.040000 W

4. Responsible Official (as described on last page of this application):

   Name and Title: James Perkins Jr. Mayor

   Address: PO Box 326

   City: Selma State: Alabama Zip: 36702-0326

   Phone Number: 334-431-7572 Email Address: mayoroffice@selma-al.gov

RECEIVED

FEB 22 2022

MUNICIPAL SECTION

5. Designated Facility/DMR Contact:

Name: Earl Luker Title: WWTP Superintendent

Phone Number: 334/872-5048 Email Address: selmawastewater@att.net

6. Designated Emergency Contact:

Name: Earl Luker Title: WWTP Superintendent

Phone Number: 334-872-5048 Email Address: selmawastewater@att.net

7. Please complete this section if the Applicant's business entity is a Proprietorship or Limited Liability Company (LLC) with a responsible official not listed in A.4.

Name: _____ Title: _____

Address: _____

City: _____ State: _____ Zip: _____

Phone Number: _____ Email Address: _____

8. Identify all Administrative Complaints, Notices of Violation, Directives, or Administrative Orders, Consent Decrees, or Litigation concerning water pollution or other permit violations, if any against the Applicant within the State of Alabama in the past five years (attach additional sheets if necessary):

Facility Name	Permit Number	Type of Action	Date of Action
NONE			

SECTION B – WASTEWATER DISCHARGE INFORMATION

1. Attach a process flow schematic of the treatment process, including the size of each unit operation and sample collection locations.

2. Do you share an outfall with another facility? ☐ Yes ☒ No (If no, continue to B.3)

For each shared outfall, provide the following:

Applicant's Outfall No.	Name of Other Permittee/Facility	NPDES Permit No.	Where is sample collected by Applicant?

3. Do you have, or plan to have, automatic sampling equipment or continuous wastewater flow metering equipment at this facility?

Current:	Flow Metering	☒ Yes	☐ No	☐ N/A
	Sampling Equipment	☒ Yes	☐ No	☐ N/A
Planned:	Flow Metering	☐ Yes	☐ No	☐ N/A
	Sampling Equipment	☐ Yes	☐ No	☐ N/A

If so, please attach a schematic diagram of the sewer system indicating the present or future location of this equipment and describe the equipment below:

Parshall Flume with electronic continuous flow metering at the effluent. Hach Automatic samplers at Influent and Effluent locations.

4. Are any wastewater collection or treatment modifications or expansions planned during the next three years that could alter wastewater volumes or characteristics (Note: Permit Modification may be required)? ☐ Yes ☒ No

If Yes, briefly describe these changes and any potential or anticipated effects on the wastewater quality and quantity: (Attach additional sheets if needed.)

SECTION C – WASTE STORAGE AND DISPOSAL INFORMATION

Describe the location of all sites used for the storage of solids or liquids that have any potential for accidental discharge to a water of the state, either directly or indirectly via storm sewer, municipal sewer, municipal wastewater treatment plants, or other collection or distribution systems that are located at or operated by the subject existing or proposed NPDES- permitted facility. Indicate the location of any potential release areas and provide a map or detailed narrative description of the areas of concern as an attachment to this application:

Description of Waste	Description of Storage Location
None	

***Indicate any wastes disposed at an off-site treatment facility and any wastes that are disposed on-site**

SECTION D – INDUSTRIAL INDIRECT DISCHARGE CONTRIBUTORS

1. List the existing and proposed industrial source wastewater contributions to the municipal wastewater treatment system (Attach other sheets if necessary)

Company Name	Description of Industrial Wastewater	Existing or Proposed	Flow (MGD)	Subject to SID Permit?
Global Security Glazing	Glass Cleaning & Cooling Water	Exsisting	.022	■ Yes ☐ No
R.L. Zeigler Coampany	Meat Packing Wastewater	Exsisting	.149	■ Yes ☐ No
Bush Hog	Metal Cleaning Wastewater	Exsisting	.008	■ Yes ☐ No
				☐ Yes ☐ No
				☐ Yes ☐ No
				☐ Yes ☐ No
				☐ Yes ☐ No
				☐ Yes ☐ No
				☐ Yes ☐ No

2. Are industrial wastewater contributions regulated via a locally approved sewer use ordinance? ■ Yes ☐ No

If yes, please attach a copy of the ordinance.

SECTION E – COASTAL ZONE INFORMATION

Is the discharge(s) located within the 10-foot elevation contour and within the limits of Mobile or Baldwin County? ☐ Yes ☒ No

If yes, complete items E.1 – E.12 below:

		Yes	No
1.	Does the project require new construction?	☐	☐
2.	Will the project be a source of new air emissions?	☐	☐
3.	Does the project involve dredging and/or filling of a wetland area or water way?	☐	☐
	If Yes, has the Corps of Engineers (COE) permit been received?	☐	☐
	COE Project No. _____		
4.	Does the project involve wetlands and/or submersed grassbeds?	☐	☐
5.	Are oyster reefs located near the project site?	☐	☐
	If Yes, include a map showing project and discharge location with respect to oyster reefs		
6.	Does the project involve the site developement, construction and operation of an energy facility as defined in ADEM Admin. Code r. 335-8-1-.02(bb)?	☐	☐
7.	Does the project involve mitigation of shoreline or coastal area erosion?	☐	☐
8.	Does the project involve construction on beaches or dune areas?	☐	☐
9.	Will the project interfere with public access to coastal waters?	☐	☐
10.	Does the project lie within the 100-year floodplain?	☐	☐
11.	Does the project involve the registration, sale, use, or application of pesticides?	☐	☐
12.	Does the project propose or require construction of a new well or to alter an existing groundwater well to pump more than 50 gallons per day (GPD)?	☐	☐
	If yes, has the applicable permit for groundwater recovery or for groundwater well installation been obtained?	☐	☐

SECTION F – ANTI-DEGRADATION EVALUATION

In accordance with 40 CFR §131.12 and the ADEM Admin. Code r. 335-6-10-.04 for anti-degradation, the following information must be provided, if applicable. It is the applicant's responsibility to demonstrate the social and economic importance of the proposed activity. If further information is required to make this demonstration, attach additional sheets to the application.

1. Is this a new or increased discharge that began after April 3, 1991? ☐ Yes ■ No
   If yes, complete F.2 below. If no, go to Section G.

2. Has an Anti-Degradation Analysis been previously conducted and submitted to the Department for the new or increased discharge referenced in F.1? ☐ Yes ☐ No

   If yes, do not complete this section.

   If no and the discharge is to a Tier II waterbody as defined in ADEM Admin. Code r. 335-6-10-.12(4), complete F.2.A – F.2.F below, ADEM Form 311-Alternatives Analysis, and either ADEM Form 312 or ADEM Form 313- Calculation of Total Annualized Project Costs (Public-Sector or Private-Sector Projects, whichever is applicable). ADEM Form 312 or ADEM Form 313, whichever is applicable, must be provided for **each** treatment discharge alternative considered technically viable. ADEM forms can be found on the Department's website at http://adem.alabama.gov/DeptForms/.

   Information required for new or increased discharges to high quality waters:

   A. What environmental or public health problem will the discharger be correcting?

B. How much will the discharger be increasing employment (at its existing facility or as the result of locating a new facility)?

C. How much reduction in employment will the discharger be avoiding?

D. How much additional state or local taxes will the discharger be paying?

E. What public service to the community will the discharger be providing?

F. What economic or social benefit will the discharger be providing to the community?

SECTION G – EPA Application Forms

All Applicants must submit certain EPA permit application forms. More than one application form may be required from a POTW or other TWTDS depending on the number and types of discharges or outfalls. The EPA application forms are found on the Department's website at http://adem.alabama.gov/programs/water/waterforms.cnt. The EPA application forms must be submitted in duplicate as follows:

1. Applicants for new or existing discharges of sanitary wastewater from Publicly-Owned Treatment Works (POTW) and Other Treatment Works Treating Domestic Sewage (TWTDS) must submit Form 2A. If the facility design capacity is equal to or greater than 1 MGD, Form 2F is also required.
2. Applicants for new or existing land application of sanitary wastewater must submit Form 2A and Form 2F.
3. Applicants for new and existing discharges of process wastewater from water treatment facilities (i.e. public water supply treatment plants) must submit Form 1 and Form 2C.
4. Applicants that generate sewage sludge, derive a material from sewage sludge, or dispose of sewage sludge must submit Part 2 of Form 2S.

SECTION H– ENGINEERING REPORT/BMP PLAN REQUIREMENTS

See ADEM 335-6-6-.08(i) & (j).

SECTION I– RECEIVING WATERS

Outfall No.	Receiving Water(s)	303(d) Segment?	Included in TMDL?*
001	Alabama River	☐ Yes ☒ No	☐ Yes ☒ No
		☐ Yes ☐ No	☐ Yes ☐ No
		☐ Yes ☐ No	☐ Yes ☐ No

*If a TMDL Compliance Schedule is requested, the following should be attached as supporting documentation:

(1) Justification for the requested Compliance Schedule (e.g. time for design and installation of control equipment, etc.);

(2) Monitoring results for the pollutant(s) of concern which have not previously been submitted to the Department (sample collection dates, analytical results (mass and concentration), methods utilized, MDL/ML, etc. should be submitted as available);

(3) Requested interim limitations, if applicable;

(4) Date of final compliance with the TMDL limitations; and,

(5) Any other additional information available to support requested compliance schedule.

SECTION J – APPLICATION CERTIFICATION

The information contained in this form must be certified by a responsible official as defined in ADEM Administrative Code r. 335-6-6-.09 "signatories to permit applications and reports" (see below).

"I certify under penalty of law that this document and all attachments were prepared under my direction or supervision in accordance with a system designed to assure that qualified personnel properly gather and evaluate the information submitted. Based on my inquiry of the person or persons who manage the system, or those persons directly responsible for gathering the information, the information submitted is, to the best of my knowledge and belief, true, accurate, and complete. I am aware that there are significant penalties for submitting false information including the possibility of fine and imprisonment for knowing violations."

Signature of Responsible Official: James Perkins Jr. Date Signed: 3-29-21

Name: James Perkins Jr. Title: Mayor

If the Responsible Official signing this application is not identified in Section A.4 or A.7, provide the following information:

Mailing Address:

City: State: Zip:

Phone Number: Email Address:

335-6-6-.09 SIGNATORIES TO PERMIT APPLICATIONS AND REPORTS.

(1) The application for an NPDES permit shall be signed by a responsible official, as indicated below:

(a) In the case of a corporation, by a principal executive officer of at least the level of vice president, or a manager assigned or delegated in accordance with corporate procedures, with such delegation submitted in writing if required by the Department, who is responsible for manufacturing, production, or operating facilities and is authorized to make management decisions which govern the operation of the regulated facility;

(b) In the case of a partnership, by a general partner;

(c) In the case of a sole proprietorship, by the proprietor; or

(d) In the case of a municipal, state, federal, or other public entity, by either a principal executive officer, or ranking elected official.

Topographic Map - Valley Creek WWTP

scale: 1" = 1/2 mile

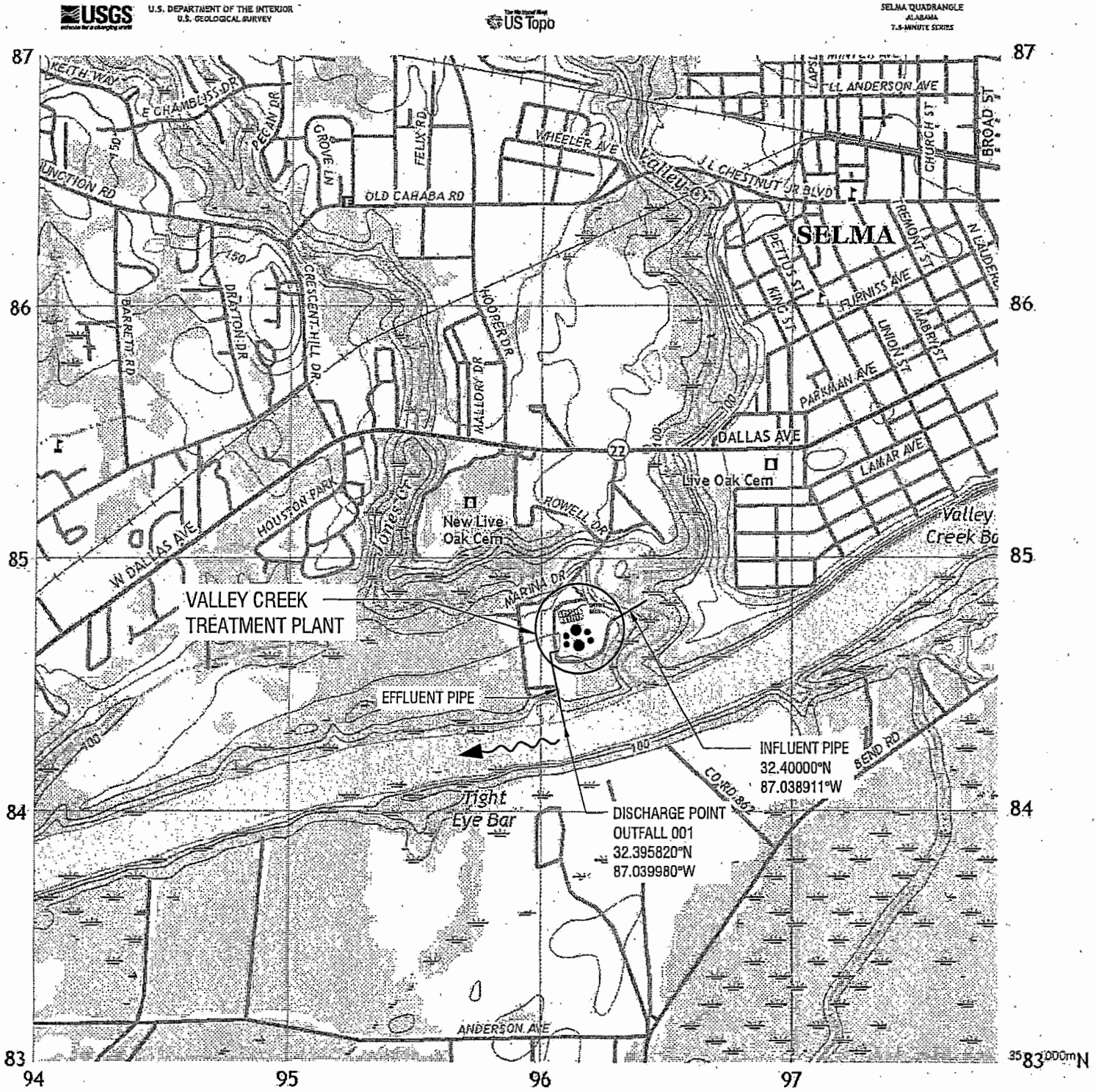

Produced by the United States Geological Survey
North American Datum of 1983 (NAD83)
World Geodetic System of 1984 (WGS84). Projection and 1 000-meter grid: Universal Transverse Mercator, Zone 16S
This map is not a legal document. Boundaries may be generalized for this map scale. Private lands within government reservations may not be shown. Obtain permission before entering private lands.

Imagery	NAIP, June 2015 - November 2015
Roads	U.S. Census Bureau, 2017
Names	GNIS, 1980 - 2018
Hydrography	National Hydrography Dataset, 2003
Contours	National Elevation Dataset, 2007 - 2016
Boundaries	Multiple sources; see metadata file 2014 - 2016
Public Land Survey System	BLM, 2015
Wetlands	FWS National Wetlands Inventory 1981

ROAD CLASSIFICATION

Expressway — Local Connector
Secondary Hwy — Local Road
Ramp — 4WD
Interstate Route — US Route — State Route

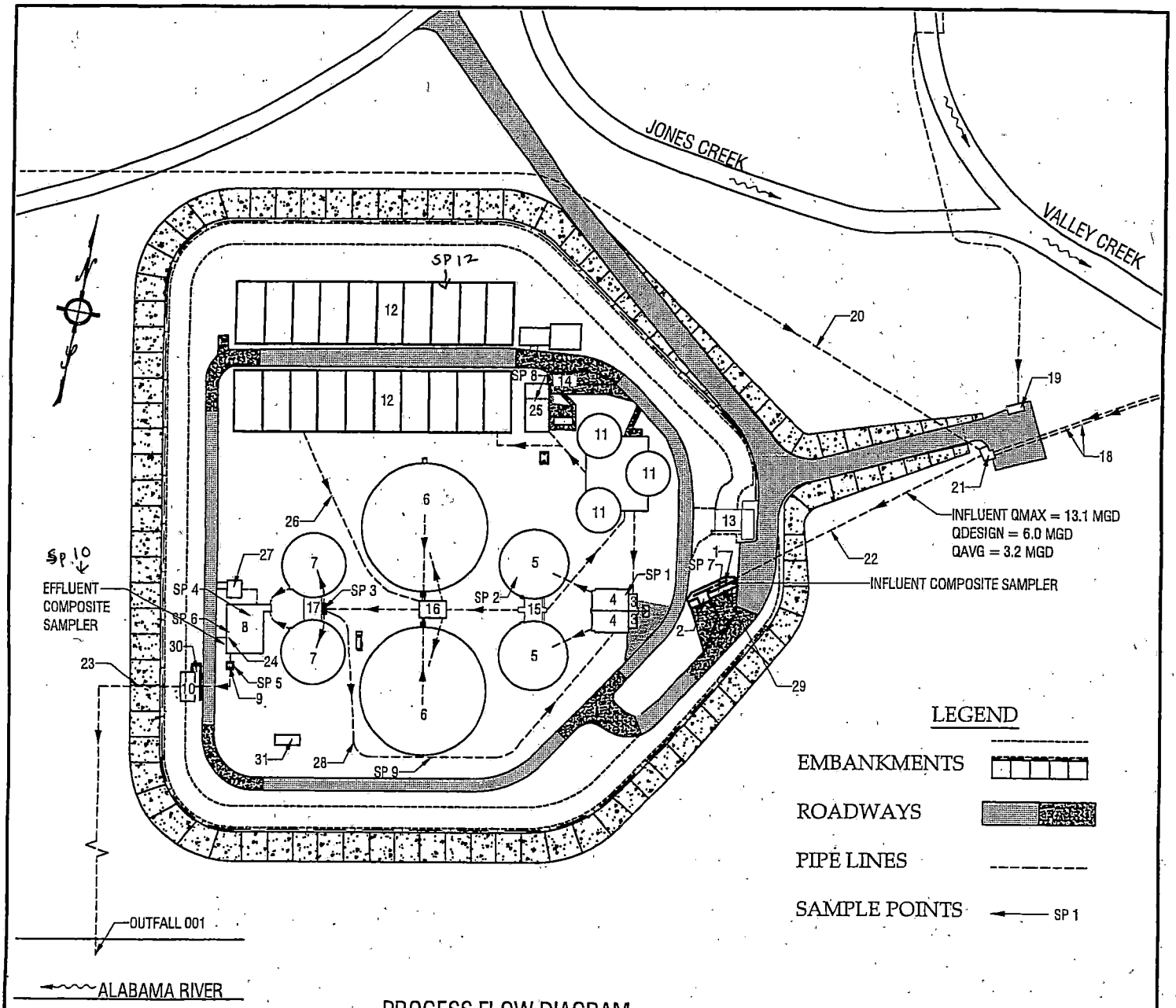

PROCESS FLOW DIAGRAM

1. BAR SCREEN
2. GRIT SEPARATOR
3. AERATED GRIT CHAMBERS
4. PRE-AERATION TANKS
5. PRIMARY CLARIFIERS
6. TRICKLING FILTERS
7. SECONDARY CLARIFIERS
8. CHLORINE CONTACT CHAMBER
9. PARSHALL FLUME
10. EFFLUENT PUMPING STATION
11. SLUDGE DIGESTION TANKS
12. SLUDGE DRYING BEDS
13. ADMINISTRATIVE BUILDING
14. LIQUID SLUDGE LOADING STAND
15. PRIMARY SLUDGE PUMPS AND AERATION BLOWERS
16. RE-CIRCULATING PUMPS
17. SECONDARY SLUDGE PUMPS
18. TWIN BARREL INVERTED SIPHON FROM WATER STREET
19. VALLEY CREEK PUMPING STATION AND FORCE MAIN
20. FORCE MAIN FROM WILLOW DRIVE PUMPING STATION
21. JUNCTION CHAMBER
22. PLANT INFLUENT LINE
23. OUTFALL TO ALABAMA RIVER
24. DE-CHLORINATION
25. CENTRIFUGE FOR SLUDGE DRYING
26. UNDERDRAIN RETURN
27. CHLORINATION BUILDING
28. CLARIFIER RETURN
29. SEPTAGE RECEIVING STATION
30. STORM WATER DISCHARGE POINT - OUTFALL 001 ~~5~~ - SP-11
31. GENERATOR

SELMA POLLUTION CONTROL
VALLEY CREEK TREATMENT PLANT
SELMA, ALABAMA

EPA ID: 110044303857

NPDES #: AL0022578

VALLEY CREEK WWTP SELMA , ALABAMA

SAMPLE POINTS PROCESS FLOW DIAGRAM

1. AERATION TANKS
2. PRIMARY CLARIFIER
3. SECONDARY CLARIFIER
4. CHLORINE CONTACT CHAMBER
5. PARSHALL FLUME
6. DECHLORINATION CHAMBER
7. INFLUENT COMPOSITE SAMPLER
8. CENTRIFUGE
9. CLARIFIER RETURN
10. EFFLUENT COMPOSITE SAMPLER
11. STORM WATER DICHARGE POINT
12. SLUDGE DRYING BEDS

EPA ID: 110044303857 **NPDES # AL0022578**

SELMA SEWAGE TREATMENT PLANT
BASIC DATA

A.	**Design Conditions**	
	Year of design	1990
	Forecast population	55,000
	Population served by sewerage system	85% of 55,000 = 46,750
	24 hour average flow	6.0 mgd
	Maximum peak flow	13.1 mgd
	Biochemical oxygen demand (BOD)	200 ppm, or 10,000 lbs/day
B.	**Aerated Grit Chamber**	
	Number of Units	2
	Detention time at design 24 hrs. average flow	4.75 minutes
	Size - dimensions each tank	16'-6" x 8'-0" x 10'-0"
	Volume - each tank	1,320 cu. ft.
C.	**Pre-aeration Tanks**	
	Number of Units	2
	Detention time at design 24 hrs. average flow	40 minutes
	Volume of air	0.1 cu. ft. per gal.
	Size - dimensions - each tank	37'-8" x 22'-0" x 13'-6"
	Volume - each tank	11,190 cu. ft.
D.	**Primary Sedimentation Tanks**	
	Number of Units	2
	Size and dimensions - each tank	75' dia. x 8' SWD
	Detention time - total	2.11 hour
	Settling rate - each unit	680 gpd per sq. ft. surface
	Overflow rate - each unit	12,700 gpd per ft. of weir
	BOD removal	34%
	BOD loading to trickling filters	6,600 lbs. per day
E.	**High Rate Trickling Filters**	
	Number of Units	2
	Size - each unit	150' dia. x 4.0' median depth
	Surface area - total	0.81 Acre
	Volume - total	3.24 Acre-Ft.
	Biological loading	46.4 lbs. BOD per day per 1,000 cu. ft.
	Surface loading at design 24 hour rates of flow	7.41 mgd per acre
	Surface loading at design flow plus 100%, recirculation	14.82 mgd per acre
	Pumps: 3 @ 4550 gpm each @ 28' TDH - Max. Hour	
F.	**Secondary Sedimentation Tanks**	
	Number of Units	2
	Size, each unit	70' dia. x 8' SWD
	Detention time - total	1.85 hours
	Settling rate - each unit	780 gpd per sq. ft.
	Overflow rate - each unit	13,600 gpd per ft. of weir
	BOD removal (with filters)	77% of primary effluent BOD
G.	**Sludge Digesters (Heated, Fixed Covers, Draft Tube Mixers)**	
	Number of Units	3
	Size each unit - dimensions	50' dia. x 30 ft. SWD
	Total net usable volume	188,400 cu. ft.
	Volume - Unit - Design population	4.0 cu. ft. per capita
	- Equivalent population	2.79 cu. ft. per capita
H.	**Sludge Drying Beds**	
	Number of Units	20
	Size each unit - dimensions	32' x 72'
	Area provided	0.99 sq. ft. per capita
I.	**Chlorine Contact Chamber**	
	Number of Units	1
	Detention time at design for average flow	20 minutes
	Detention time at 200% average flow	10 minutes
	Volume	83,000 gals. = 11,100 cu. ft.
	Dimensions	40' x 55' x 6' SWD
J.	**Estimated Plant Performance**	
	BOD Loading	10,000 lbs. per day
	Primary clarifiers removal	34%
	Trickling Filter and Final Clarifier Removal	77.0%
	BOD in plant effluent	1,500 lbs. per day, 30 ppm
	Overall plant efficiency	85%
	BOD removal	8,500 lbs. per day removed

K. **Effluent Pump Station**

Pump No. 1 -	4000 gpm @ 28' TDH; 40 HP; 14" dia.; 1170 rpm
Pump No. 2 -	5200 gpm @ 28' TDH; 50 HP; 16" dia.; 1170 rpm
Pump No. 3 -	7100 gpm @ 28' TDH; 60 HP; 18" dia.; 1170 rpm

RECEIVED
APR 02 2021
MUNICIPAL SECTION

EPA Identification Number	NPDES Permit Number	Facility Name
110044303857	AL0022578	Valley Creek WWTP

Form Approved 03/19
OMB No. 2040-0004

Form 2A NPDES — EPA

U.S. Environmental Protection Agency
Application for NPDES Permit to Discharge Wastewater
NEW AND EXISTING PUBLICLY OWNED TREATMENT WORKS

SECTION 1. BASIC APPLICATION INFORMATION FOR ALL APPLICANTS (40 CFR 122.21(j)(1) and (9))

Facility Information

1.1

Facility name			
Valley Creek WWTP			
Mailing address (street or P.O. box)			
PO Box 326			
City or town		State	ZIP code
Selma		AL	36702
Contact name (first and last)	Title	Phone number	Email address
Earl Luker	Superintendent	(334) 872-5048	selmawastewater@att.net
Location address (street, route number, or other specific identifier) ☐ Same as mailing address			
1 Marina Drive			
City or town		State	ZIP code
Selma		AL	36701

1.2 Is this application for a facility that has yet to commence discharge?

☐ Yes ➔ See instructions on data submission requirements for new dischargers. ☑ No

Applicant Information

1.3 Is applicant different from entity listed under Item 1.1 above?

☑ Yes ☐ No ➔ SKIP to Item 1.4.

Applicant name			
The Waterworks and Sewer Board of the City of Selma			
Applicant address (street or P.O. box)			
PO Box 326			
City or town		State	ZIP code
Selma		Alabama	36702
Contact name (first and last)	Title	Phone number	Email address
Lachune Simpson	Office Manager	(334) 431-7572	lsimpson@selmawaterworksandsewer.com

1.4 Is the applicant the facility's owner, operator, or both? (Check only one response.)

☐ Owner ☐ Operator ☑ Both

1.5 To which entity should the NPDES permitting authority send correspondence? (Check only one response.)

☑ Facility ☐ Applicant ☐ Facility and applicant (they are one and the same)

Existing Environmental Permits

1.6 Indicate below any existing environmental permits. (Check all that apply and print or type the corresponding permit number for each.)

Existing Environmental Permits		
☑ NPDES (discharges to surface water) AL0022578	☐ RCRA (hazardous waste)	☐ UIC (underground injection control)
☐ PSD (air emissions)	☐ Nonattainment program (CAA)	☐ NESHAPs (CAA)
☐ Ocean dumping (MPRSA)	☐ Dredge or fill (CWA Section 404)	☑ Other (specify) Landfill SW-033121-0055

RECEIVED
APR 02 2021
IND/MUN BRANCH

EPA Identification Number	NPDES Permit Number	Facility Name
110044303857	AL0022578	Valley Creek WWTP

Form Approved 03/05/19
OMB No. 2040-0004

Collection System and Population Served

1.7 Provide the collection system information requested below for the treatment works.

Municipality Served	Population Served	Collection System Type (indicate percentage)	Ownership Status
Selma Waterworks &	19,000	100 % separate sanitary sewer 0 % combined storm and sanitary sewer ☐ Unknown	☐ Own ☐ Maintain ☐ Own ☐ Maintain ☐ Own ☐ Maintain
Sewer Board		____ % separate sanitary sewer ____ % combined storm and sanitary sewer ☐ Unknown	☐ Own ☐ Maintain ☐ Own ☐ Maintain ☐ Own ☐ Maintain
		____ % separate sanitary sewer ____ % combined storm and sanitary sewer ☐ Unknown	☐ Own ☐ Maintain ☐ Own ☐ Maintain ☐ Own ☐ Maintain
		____ % separate sanitary sewer ____ % combined storm and sanitary sewer ☐ Unknown	☐ Own ☐ Maintain ☐ Own ☐ Maintain ☐ Own ☐ Maintain
Total Population Served	19,000		

	Separate Sanitary Sewer System	Combined Storm and Sanitary Sewer
Total percentage of each type of sewer line (in miles)	100 %	0 %

Indian Country

1.8 Is the treatment works located in Indian Country?

☐ Yes ☑ No

1.9 Does the facility discharge to a receiving water that flows through Indian Country?

☐ Yes ☑ No

Design and Actual Flow Rates

1.10 Provide design *and* actual flow rates in the designated spaces.

Design Flow Rate
6.0 mgd

Annual Average Flow Rates (Actual)		
Two Years Ago	Last Year	This Year
3.3 mgd	3.0 mgd	3.7 mgd

Maximum Daily Flow Rates (Actual)		
Two Years Ago	Last Year	This Year
6.2 mgd	6.6 mgd	7.0 mgd

Discharge Points by Type

1.11 Provide the total number of effluent discharge points to waters of the United States by type.

Total Number of Effluent Discharge Points by Type				
Treated Effluent	Untreated Effluent	Combined Sewer Overflows	Bypasses	Constructed Emergency Overflows
1				

EPA Identification Number	NPDES Permit Number	Facility Name
110044303857	AL0022578	Valley Creek WWTP

Form Approved 03/05/19
OMB No. 2040-0004

Outfalls and Other Discharge or Disposal Methods

Outfalls Other Than to Waters of the United States

1.12 Does the POTW discharge wastewater to basins, ponds, or other surface impoundments that do not have outlets for discharge to waters of the United States?

☐ Yes ☑ No ➔ SKIP to Item 1.14.

1.13 Provide the location of each surface impoundment and associated discharge information in the table below.

Surface Impoundment Location and Discharge Data

Location	Average Daily Volume Discharged to Surface Impoundment	Continuous or Intermittent (check one)
	gpd	☐ Continuous ☐ Intermittent
	gpd	☐ Continuous ☐ Intermittent
	gpd	☐ Continuous ☐ Intermittent

1.14 Is wastewater applied to land?

☐ Yes ☑ No ➔ SKIP to Item 1.16.

1.15 Provide the land application site and discharge data requested below.

Land Application Site and Discharge Data

Location	Size	Average Daily Volume Applied	Continuous or Intermittent (check one)
	acres	gpd	☐ Continuous ☐ Intermittent
	acres	gpd	☐ Continuous ☐ Intermittent
	acres	gpd	☐ Continuous ☐ Intermittent

1.16 Is effluent transported to another facility for treatment prior to discharge?

☐ Yes ☑ No ➔ SKIP to Item 1.21.

1.17 Describe the means by which the effluent is transported (e.g., tank truck, pipe).

1.18 Is the effluent transported by a party other than the applicant?

☐ Yes ☐ No ➔ SKIP to Item 1.20.

1.19 Provide information on the transporter below.

Transporter Data

Entity name	Mailing address (street or P.O. box)	
City or town	State	ZIP code
Contact name (first and last)	Title	
Phone number	Email address	

Outfalls and Other Discharge or Disposal Methods Continued

1.20 In the table below, indicate the name, address, contact information, NPDES number, and average daily flow rate of the receiving facility.

Receiving Facility Data		
Facility name	Mailing address (street or P.O. box)	
City or town	State	ZIP code
Contact name (first and last)	Title	
Phone number	Email address	
NPDES number of receiving facility (if any) ☐ None	Average daily flow rate mgd	

1.21 Is the wastewater disposed of in a manner other than those already mentioned in Items 1.14 through 1.21 that do not have outlets to waters of the United States (e.g., underground percolation, underground injection)?

☐ Yes ☑ No ➔ SKIP to Item 1.23.

1.22 Provide information in the table below on these other disposal methods.

Information on Other Disposal Methods				
Disposal Method Description	Location of Disposal Site	Size of Disposal Site	Annual Average Daily Discharge Volume	Continuous or Intermittent (check one)
		acres	gpd	☐ Continuous ☐ Intermittent
		acres	gpd	☐ Continuous ☐ Intermittent
		acres	gpd	☐ Continuous ☐ Intermittent

Variance Requests

1.23 Do you intend to request or renew one or more of the variances authorized at 40 CFR 122.21(n)? (Check all that apply. Consult with your NPDES permitting authority to determine what information needs to be submitted and when.)

☐ Discharges into marine waters (CWA Section 301(h))

☐ Water quality related effluent limitation (CWA Section 302(b)(2))

☑ Not applicable

Contractor Information

1.24 Are any operational or maintenance aspects (related to wastewater treatment and effluent quality) of the treatment works the responsibility of a contractor?

☐ Yes ☑ No ➔SKIP to Section 2.

1.25 Provide location and contact information for each contractor in addition to a description of the contractor's operational and maintenance responsibilities.

Contractor Information			
	Contractor 1	Contractor 2	Contractor 3
Contractor name (company name)			
Mailing address (street or P.O. box)			
City, state, and ZIP code			
Contact name (first and last)			
Phone number			
Email address			
Operational and maintenance responsibilities of contractor			

EPA Identification Number	NPDES Permit Number	Facility Name
110044303857	AL0022578	Valley Creek WWTP

Form Approved 03/05/19
OMB No. 2040-0004

SECTION 2. ADDITIONAL INFORMATION (40 CFR 122.21(j)(1) and (2))

Design Flow

Outfalls to Waters of the United States

2.1 Does the treatment works have a design flow greater than or equal to 0.1 mgd?

☑ Yes ☐ No ➔ SKIP to Section 3.

Inflow and Infiltration

2.2 Provide the treatment works' current average daily volume of inflow and infiltration.

Average Daily Volume of Inflow and Infiltration
21,000 gpd

Indicate the steps the facility is taking to minimize inflow and infiltration.

The City of Selma, which owns and maintains the sanitary sewer collection system, will complete in 2021, a 4.2 million dollar collection system upgrade project which includes 36,000 linear ft of CIPP.

Topographic Map

2.3 Have you attached a topographic map to this application that contains all the required information? (See instructions for specific requirements.)

☑ Yes ☐ No

Flow Diagram

2.4 Have you attached a process flow diagram or schematic to this application that contains all the required information? (See instructions for specific requirements.)

☑ Yes ☐ No

Scheduled Improvements and Schedules of Implementation

2.5 Are improvements to the facility scheduled?

☑ Yes ☐ No ➔ SKIP to Section 3.

Briefly list and describe the scheduled improvements.

1. Replace Trickling Filter Float Valves
2. Replace Sludge Drying Bed Walls
3. Replace Pumps, Piping & Valves in # 3 Pumping Station, @ Plant Influent.
4. Replace # 10 Pumping Station, @ Helen Street.

2.6 Provide scheduled or actual dates of completion for improvements.

Scheduled or Actual Dates of Completion for Improvements

Scheduled Improvement (from above)	Affected Outfalls (list outfall number)	Begin Construction (MM/DD/YYYY)	End Construction (MM/DD/YYYY)	Begin Discharge (MM/DD/YYYY)	Attainment of Operational Level (MM/DD/YYYY)
1.	0011	05/01/2021	06/30/2022		06/30/2022
2.					
3.					
4.					

2.7 Have appropriate permits/clearances concerning other federal/state requirements been obtained? Briefly explain your response.

☐ Yes ☐ No ☑ None required or applicable

Explanation:

RECEIVED
OCT 05 2021
MUNICIPAL SECTION

EPA Identification Number	NPDES Permit Number	Facility Name
110044303857	AL0022578	Valley Creek WWTP

Form Approved 03/05/19
OMB No. 2040-0004

SECTION 3. INFORMATION ON EFFLUENT DISCHARGES (40 CFR 122.21(j)(3) to (5))

Description of Outfalls

3.1 Provide the following information for each outfall. (Attach additional sheets if you have more than three outfalls.)

	Outfall Number 0011	Outfall Number ____	Outfall Number ____
State	Alabama		
County	Dallas		
City or town	Selma		
Distance from shore	250 ft.	ft.	ft.
Depth below surface	30 ft.	ft.	ft.
Average daily flow rate	3.5 mgd	mgd	mgd
Latitude	32° 23′ 44″ N	° ′ ″	° ′ ″
Longitude	87° 2′ 23″ W	° ′ ″	° ′ ″

Seasonal or Periodic Discharge Data

3.2 Do any of the outfalls described under Item 3.1 have seasonal or periodic discharges?

☐ Yes ☑ No ➔ SKIP to Item 3.4.

3.3 If so, provide the following information for each applicable outfall.

	Outfall Number ____	Outfall Number ____	Outfall Number ____
Number of times per year discharge occurs			
Average duration of each discharge (specify units)			
Average flow of each discharge	mgd	mgd	mgd
Months in which discharge occurs			

Diffuser Type

3.4 Are any of the outfalls listed under Item 3.1 equipped with a diffuser?

☐ Yes ☑ No ➔ SKIP to Item 3.6.

3.5 Briefly describe the diffuser type at each applicable outfall.

	Outfall Number ____	Outfall Number ____	Outfall Number ____

Waters of the U.S.

3.6 Does the treatment works discharge or plan to discharge wastewater to waters of the United States from one or more discharge points?

☑ Yes ☐ No ➔SKIP to Section 6.

EPA Identification Number	NPDES Permit Number	Facility Name
110044303857	AL0022578	Valley Creek WWTP

Form Approved 03/05/19
OMB No. 2040-0004

Receiving Water Description

3.7 Provide the receiving water and related information (if known) for each outfall.

	Outfall Number 0011	Outfall Number ____	Outfall Number ____
Receiving water name	Alabama River		
Name of watershed, river, or stream system	Alabama River		
U.S. Soil Conservation Service 14-digit watershed code	unknown		
Name of state management/river basin	AL River/Mobile River Basin		
U.S. Geological Survey 8-digit hydrologic cataloging unit code	03150201		
Critical low flow (acute)	unknown cfs	cfs	cfs
Critical low flow (chronic)	unknown cfs	cfs	cfs
Total hardness at critical low flow	unknown mg/L of $CaCO_3$	mg/L of $CaCO_3$	mg/L of $CaCO_3$

Treatment Description

3.8 Provide the following information describing the treatment provided for discharges from each outfall.

	Outfall Number 0011	Outfall Number ____	Outfall Number ____
Highest Level of Treatment (check all that apply per outfall)	☐ Primary ☐ Equivalent to secondary ☑ Secondary ☐ Advanced ☐ Other (specify) ____	☐ Primary ☐ Equivalent to secondary ☐ Secondary ☐ Advanced ☐ Other (specify) ____	☐ Primary ☐ Equivalent to secondary ☐ Secondary ☐ Advanced ☐ Other (specify) ____
Design Removal Rates by Outfall			
BOD_5 or $CBOD_5$	87.5 %	%	%
TSS	85 %	%	%
Phosphorus	☑ Not applicable %	☐ Not applicable %	☐ Not applicable %
Nitrogen	☑ Not applicable %	☐ Not applicable %	☐ Not applicable %
Other (specify) ____	☑ Not applicable %	☐ Not applicable %	☐ Not applicable %

Treatment Description Continued

3.9 Describe the type of disinfection used for the effluent from each outfall in the table below. If disinfection varies by season, describe below.

	Outfall Number 0011	Outfall Number _____	Outfall Number _____
Disinfection type	Chlorine Gas/Sulfur Dioxide Gas		
Seasons used	ALL		
Dechlorination used?	☐ Not applicable ☑ Yes ☐ No	☐ Not applicable ☐ Yes ☐ No	☐ Not applicable ☐ Yes ☐ No

Effluent Testing Data

3.10 Have you completed monitoring for all Table A parameters and attached the results to the application package?

☑ Yes ☐ No

3.11 Have you conducted any WET tests during the 4.5 years prior to the date of the application on any of the facility's discharges or on any receiving water near the discharge points?

☑ Yes ☐ No ➔ SKIP to Item 3.13.

3.12 Indicate the number of acute and chronic WET tests conducted since the last permit reissuance of the facility's discharges by outfall number or of the receiving water near the discharge points.

	Outfall Number 0011		Outfall Number _____		Outfall Number _____	
	Acute	Chronic	Acute	Chronic	Acute	Chronic
Number of tests of discharge water	5					
Number of tests of receiving water						

3.13 Does the treatment works have a design flow greater than or equal to 0.1 mgd?

☑ Yes ☐ No ➔ SKIP to Item 3.16.

3.14 Does the POTW use chlorine for disinfection, use chlorine elsewhere in the treatment process, or otherwise have reasonable potential to discharge chlorine in its effluent?

☑ Yes ➔ Complete Table B, including chlorine. ☐ No ➔ Complete Table B, omitting chlorine.

3.15 Have you completed monitoring for all applicable Table B pollutants and attached the results to this application package?

☑ Yes ☐ No

3.16 Does one or more of the following conditions apply?

- The facility has a design flow greater than or equal to 1 mgd.
- The POTW has an approved pretreatment program or is required to develop such a program.
- The NPDES permitting authority has informed the POTW that it must sample for the parameters in Table C, must sample other additional parameters (Table D), or submit the results of WET tests for acute or chronic toxicity for each of its discharge outfalls (Table E).

☑ Yes ➔ Complete Tables C, D, and E as applicable. ☐ No ➔ SKIP to Section 4.

3.17 Have you completed monitoring for all applicable Table C pollutants and attached the results to this application package?

☑ Yes ☐ No

3.18 Have you completed monitoring for all applicable Table D pollutants required by your NPDES permitting authority and attached the results to this application package?

☐ Yes ☑ No additional sampling required by NPDES permitting authority.

Effluent Testing Data Continued

3.19 Has the POTW conducted either (1) minimum of four quarterly WET tests for one year preceding this permit application or (2) at least four annual WET tests in the past 4.5 years?

☑ Yes ☐ No ➔ Complete tests and Table E and SKIP to Item 3.26.

3.20 Have you previously submitted the results of the above tests to your NPDES permitting authority?

☑ Yes ☐ No ➔ Provide results in Table E and SKIP to Item 3.26.

3.21 Indicate the dates the data were submitted to your NPDES permitting authority and provide a summary of the results.

Date(s) Submitted (MM/DD/YYYY)	Summary of Results
11/21/2016, 11/20/2017, 11/26/2018, 11/25/2019, 11/9/2020.	ALL YEARS PASSED

3.22 Regardless of how you provided your WET testing data to the NPDES permitting authority, did any of the tests result in toxicity?

☐ Yes ☑ No ➔ SKIP to Item 3.26.

3.23 Describe the cause(s) of the toxicity:

3.24 Has the treatment works conducted a toxicity reduction evaluation?

☐ Yes ☐ No ➔ SKIP to Item 3.26.

3.25 Provide details of any toxicity reduction evaluations conducted.

3.26 Have you completed Table E for all applicable outfalls and attached the results to the application package?

☑ Yes ☐ Not applicable because previously submitted information to the NPDES permitting authority.

SECTION 4. INDUSTRIAL DISCHARGES AND HAZARDOUS WASTES (40 CFR 122.21(j)(6) and (7))

Industrial Discharges and Hazardous Wastes

4.1 Does the POTW receive discharges from SIUs or NSCIUs?

☑ Yes ☐ No ➔ SKIP to Item 4.7.

4.2 Indicate the number of SIUs and NSCIUs that discharge to the POTW.

Number of SIUs	Number of NSCIUs
3	

4.3 Does the POTW have an approved pretreatment program?

☐ Yes ☑ No

4.4 Have you submitted either of the following to the NPDES permitting authority that contains information substantially identical to that required in Table F: (1) a pretreatment program annual report submitted within one year of the application or (2) a pretreatment program?

☐ Yes ☑ No ➔ SKIP to Item 4.6.

4.5 Identify the title and date of the annual report or pretreatment program referenced in Item 4.4. SKIP to Item 4.7.

4.6 Have you completed and attached Table F to this application package?

☑ Yes ☐ No

Industrial Discharges and Hazardous Wastes Continued

4.7 Does the POTW receive, or has it been notified that it will receive, by truck, rail, or dedicated pipe, any wastes that are regulated as RCRA hazardous wastes pursuant to 40 CFR 261?

☐ Yes ☑ No ➔ SKIP to Item 4.9.

4.8 If yes, provide the following information:

Hazardous Waste Number	Waste Transport Method (check all that apply)		Annual Amount of Waste Received	Units
	☐ Truck ☐ Dedicated pipe	☐ Rail ☐ Other (specify) _____		
	☐ Truck ☐ Dedicated pipe	☐ Rail ☐ Other (specify) _____		
	☐ Truck ☐ Dedicated pipe	☐ Rail ☐ Other (specify) _____		

4.9 Does the POTW receive, or has it been notified that it will receive, wastewaters that originate from remedial activities, including those undertaken pursuant to CERCLA and Sections 3004(7) or 3008(h) of RCRA?

☐ Yes ☑ No ➔ SKIP to Section 5.

4.10 Does the POTW receive (or expect to receive) less than 15 kilograms per month of non-acute hazardous wastes as specified in 40 CFR 261.30(d) and 261.33(e)?

☐ Yes ➔ SKIP to Section 5. ☐ No

4.11 Have you reported the following information in an attachment to this application: identification and description of the site(s) or facility(ies) at which the wastewater originates; the identities of the wastewater's hazardous constituents; and the extent of treatment, if any, the wastewater receives or will receive before entering the POTW?

☐ Yes ☐ No

SECTION 5. COMBINED SEWER OVERFLOWS (40 CFR 122.21(j)(8))

CSO Map and Diagram

5.1 Does the treatment works have a combined sewer system?

☐ Yes ☑ No ➔SKIP to Section 6.

5.2 Have you attached a CSO system map to this application? (See instructions for map requirements.)

☐ Yes ☐ No

5.3 Have you attached a CSO system diagram to this application? (See instructions for diagram requirements.)

☐ Yes ☐ No

EPA Identification Number	NPDES Permit Number	Facility Name
110044303857	AL0022578	Valley Creek WWTP

Form Approved 03/05/19
OMB No. 2040-0004

CSO Outfall Description

5.4 For each CSO outfall, provide the following information. (Attach additional sheets as necessary.)

	CSO Outfall Number ____	CSO Outfall Number ____	CSO Outfall Number ____
City or town			
State and ZIP code			
County			
Latitude	° ' "	° ' "	° ' "
Longitude	° ' "	° ' "	° ' "
Distance from shore	ft.	ft.	ft.
Depth below surface	ft.	ft.	ft.

CSO Monitoring

5.5 Did the POTW monitor any of the following items in the past year for its CSO outfalls?

	CSO Outfall Number ____	CSO Outfall Number ____	CSO Outfall Number ____
Rainfall	☐ Yes ☐ No	☐ Yes ☐ No	☐ Yes ☐ No
CSO flow volume	☐ Yes ☐ No	☐ Yes ☐ No	☐ Yes ☐ No
CSO pollutant concentrations	☐ Yes ☐ No	☐ Yes ☐ No	☐ Yes ☐ No
Receiving water quality	☐ Yes ☐ No	☐ Yes ☐ No	☐ Yes ☐ No
CSO frequency	☐ Yes ☐ No	☐ Yes ☐ No	☐ Yes ☐ No
Number of storm events	☐ Yes ☐ No	☐ Yes ☐ No	☐ Yes ☐ No

CSO Events in Past Year

5.6 Provide the following information for each of your CSO outfalls.

	CSO Outfall Number ____	CSO Outfall Number ____	CSO Outfall Number ____
Number of CSO events in the past year	events	events	events
Average duration per event	hours ☐ Actual or ☐ Estimated	hours ☐ Actual or ☐ Estimated	hours ☐ Actual or ☐ Estimated
Average volume per event	million gallons ☐ Actual or ☐ Estimated	million gallons ☐ Actual or ☐ Estimated	million gallons ☐ Actual or ☐ Estimated
Minimum rainfall causing a CSO event in last year	inches of rainfall ☐ Actual or ☐ Estimated	inches of rainfall ☐ Actual or ☐ Estimated	inches of rainfall ☐ Actual or ☐ Estimated

EPA Identification Number	NPDES Permit Number	Facility Name
110044303857	AL0022578	Valley Creek WWTP

Form Approved 03/05/19
OMB No. 2040-0004

CSO Receiving Waters

5.7 Provide the information in the table below for each of your CSO outfalls.

	CSO Outfall Number ____	CSO Outfall Number ____	CSO Outfall Number ____
Receiving water name			
Name of watershed/ stream system			
U.S. Soil Conservation Service 14-digit watershed code (if known)	☐ Unknown	☐ Unknown	☐ Unknown
Name of state management/river basin			
U.S. Geological Survey 8-Digit Hydrologic Unit Code (if known)	☐ Unknown	☐ Unknown	☐ Unknown
Description of known water quality impacts on receiving stream by CSO (see instructions for examples)			

SECTION 6. CHECKLIST AND CERTIFICATION STATEMENT (40 CFR 122.22(a) and (d))

Checklist and Certification Statement

6.1 In Column 1 below, mark the sections of Form 2A that you have completed and are submitting with your application. For each section, specify in Column 2 any attachments that you are enclosing to alert the permitting authority. Note that not all applicants are required to provide attachments.

Column 1	Column 2	
☑ Section 1: Basic Application Information for All Applicants	☐ w/ variance request(s)	☐ w/ additional attachments
☑ Section 2: Additional Information	☑ w/ topographic map ☐ w/ additional attachments	☑ w/ process flow diagram
☑ Section 3: Information on Effluent Discharges	☑ w/ Table A ☑ w/ Table B ☑ w/ Table C	☑ w/ Table D ☑ w/ Table E ☐ w/ additional attachments
☑ Section 4: Industrial Discharges and Hazardous Wastes	☐ w/ SIU and NSCIU attachments ☐ w/ additional attachments	☑ w/ Table F
☐ Section 5: Combined Sewer Overflows	☐ w/ CSO map ☐ w/ CSO system diagram	☐ w/ additional attachments
☑ Section 6: Checklist and Certification Statement	☐ w/ attachments	

6.2 **Certification Statement**

I certify under penalty of law that this document and all attachments were prepared under my direction or supervision in accordance with a system designed to assure that qualified personnel properly gather and evaluate the information submitted. Based on my inquiry of the person or persons who manage the system, or those persons directly responsible for gathering the information, the information submitted is, to the best of my knowledge and belief, true, accurate, and complete. I am aware that there are significant penalties for submitting false information, including the possibility of fine and imprisonment for knowing violations.

Name (print or type first and last name)	Official title
James Perkins Jr.	Mayor
Signature	Date signed
James Perkins Jr.	3-29-21

EPA Identification Number	NPDES Permit Number	Facility Name	Outfall Number
110044303857	AL0022578	Valley Creek WWTP	0011

Form Approved 03/05/19
OMB No. 2040-0004

TABLE A. EFFLUENT PARAMETERS FOR ALL POTWS

Pollutant	Maximum Daily Discharge		Average Daily Discharge			Analytical Method[1]	ML or MDL (include units)
	Value	Units	Value	Units	Number of Samples		
Biochemical oxygen demand ☐ BOD_5 or ☑ $CBOD_5$ (report one)	29	mg/L	9	mg/L	783	HACH 8043	0.01 mg/L ☐ ML ☑ MDL
E-coli	486	MPN/100ML	53	MPN/100ML	783	HACH 10029	1 MPN ☐ ML ☑ MDL
Design flow rate	7.8	MGD	3.5	MGD	365 DAYS/YR		
pH (minimum)	6.0	PH UNITS					
pH (maximum)	7.6	PH UNITS					
Temperature (winter)	21.6	DEGREES CELSIUS	17.2	DEGREES CELSIUS	323		
Temperature (summer)	27.7	DEGREES CELSIUS	23.8	DEGREES CELSIUS	460		
Total suspended solids (TSS)	29	mg/L	8	mg/L	783	HACH 8158	.0001mgL ☐ ML ☑ MDL

[1] Sampling shall be conducted according to sufficiently sensitive test procedures (i.e., methods) approved under 40 CFR 136 for the analysis of pollutants or pollutant parameters or required under 40 CFR chapter I, subchapter N or O. See instructions and 40 CFR 122.21(e)(3).

This page intentionally left blank.

EPA Identification Number	NPDES Permit Number	Facility Name	Outfall Number
110044303857	AL0022578	Valley Creek WWTP	0011

Form Approved 03/05/19
OMB No. 2040-0004

TABLE B. EFFLUENT PARAMETERS FOR ALL POTWS WITH A FLOW EQUAL TO OR GREATER THAN 0.1 MGD

Pollutant	Maximum Daily Discharge		Average Daily Discharge			Analytical Method[1]	ML or MDL (include units)
	Value	Units	Value	Units	Number of Samples		
Ammonia (as N)	12.50	mg/L	.90	mg/L	783	HACH 8038	0.01 mg/L ☐ ML ☑ MDL
Chlorine (total residual, TRC)[2]	.22	mg/L	.05	mg/L	783	HACH 8167	0.01 mg/L ☐ ML ☑ MDL
Dissolved oxygen	10.4	mg/L	7.1	mg/L	783	SM 4500-O-G	0.01 mg/L ☐ ML ☑ MDL
Nitrate/nitrite	21.00	mg/L	9.34	mg/L	63	SM 4500-N03-F	1.00 mg/L ☐ ML ☑ MDL
Kjeldahl nitrogen	22.20	mg/L	3.02	mg/L	63	EPA 351.2	0.10 mg/L ☐ ML ☑ MDL
Oil and grease	ND	mg/L	ND	mg/L	3	EPA 1664 A	5.3 mg/L ☐ ML ☑ MDL
Phosphorus	4.48	mg/L	2.34	mg/L	63	EPA 365.4	0.10 mg/L ☐ ML ☑ MDL
Total dissolved solids	390	mg/L	327	mg/L	3	SM 2540 C	10.0 mg/L ☐ ML ☑ MDL

[1] Sampling shall be conducted according to sufficiently sensitive test procedures (i.e., methods) approved under 40 CFR 136 for the analysis of pollutants or pollutant parameters or required under 40 CFR chapter I, subchapter N or O. See instructions and 40 CFR 122.21(e)(3).

[2] Facilities that do not use chlorine for disinfection, do not use chlorine elsewhere in the treatment process, and have no reasonable potential to discharge chlorine in their effluent are not required to report data for chlorine.

This page intentionally left blank.

EPA Identification Number	NPDES Permit Number	Facility Name	Outfall Number
110044303857	AL0022578	Valley Creek WWTP	0011

Form Approved 03/05/19
OMB No. 2040-0004

TABLE C. EFFLUENT PARAMETERS FOR SELECTED POTWS

Pollutant	Maximum Daily Discharge		Average Daily Discharge			Analytical Method[1]	ML or MDL (include units)
	Value	Units	Value	Units	Number of Samples		
Metals, Cyanide, and Total Phenols							
Hardness (as $CaCO_3$)	101	mg/L	99	mg/L	3	EPA 200.7	2.0 mg/L ☐ ML ☑ MDL
Antimony, total recoverable	ND	mg/L	ND	mg/L	3	EPA 200.8	.001 mg/L ☐ ML ☑ MDL
Arsenic, total recoverable	0.0005	mg/L	0.0002	mg/L	3	EPA 200.8	.001 mg/L ☐ ML ☑ MDL
Beryllium, total recoverable	ND	mg/L	ND	mg/L	3	EPA 200.7	.005 mg/L ☐ ML ☑ MDL
Cadmium, total recoverable	ND	mg/L	ND	mg/L	3	EPA 200.7	.005 mg/L ☐ ML ☑ MDL
Chromium, total recoverable	ND	mg/L	ND	mg/L	3	EPA 200.7	.010 mg/L ☐ ML ☑ MDL
Copper, total recoverable	0.012	mg/L	0.004	mg/L	3	EPA 200.7	.010 mg/L ☐ ML ☑ MDL
Lead, total recoverable	ND	mg/L	ND	mg/L	3	EPA 200.7	.005 mg/L ☐ ML ☑ MDL
Mercury, total recoverable	37.8	ng/L	23.5	ng/L	3	EPA 1631 E	.50 ng/L ☐ ML ☑ MDL
Nickel, total recoverable	ND	mg/L	ND	mg/L	3	EPA 200.7	.040 mg/L ☐ ML ☑ MDL
Selenium, total recoverable	ND	mg/L	ND	mg/L	3	EPA 200.8	.001 mg/L ☐ ML ☑ MDL
Silver, total recoverable	ND	mg/L	ND	mg/L	3	EPA 200.8	.0005mgL ☐ ML ☑ MDL
Thallium, total recoverable	ND	mg/L	ND	mg/L	3	EPA 200.8	.0005mgL ☐ ML ☑ MDL
Zinc, total recoverable	0.066	mg/L	0.030	mg/L	3	EPA 200.7	.020 mg/L ☐ ML ☑ MDL
Cyanide	ND	mg/L	ND	mg/L	3	SM 4500-CN-E	.020 mg/L ☐ ML ☑ MDL
Total phenolic compounds	ND	mg/L	ND	mg/L	3	EPA 420.4	.020 mg/L ☐ ML ☑ MDL
Volatile Organic Compounds							
Acrolein	ND	mg/L	ND	mg/L	3	EPA 624	.020 mg/L ☐ ML ☑ MDL
Acrylonitrile	ND	mg/L	ND	mg/L	3	EPA 624	.020 mg/L ☐ ML ☑ MDL
Benzene	ND	mg/L	ND	mg/L	3	EPA 624	.005 mg/L ☐ ML ☑ MDL
Bromoform	ND	mg/L	ND	mg/L	3	EPA 624	.005 mg/L ☐ ML ☑ MDL

RECEIVED
FEB 08 2022
MUNICIPAL SECTION

EPA Identification Number	NPDES Permit Number	Facility Name	Outfall Number
110044303857	AL0022578	Valley Creek WWTP	0011

Form Approved 03/05/19
OMB No. 2040-0004

TABLE C. EFFLUENT PARAMETERS FOR SELECTED POTWS

Pollutant	Maximum Daily Discharge		Average Daily Discharge			Analytical Method[1]	ML or MDL (include units)
	Value	Units	Value	Units	Number of Samples		
Carbon tetrachloride	ND	mg/L	ND	mg/L	3	EPA 624	.005 mg/L ☐ ML ☑ MDL
Chlorobenzene	ND	mg/L	ND	mg/L	3	EPA 624	.005 mg/L ☐ ML ☑ MDL
Chlorodibromomethane	ND	mg/L	ND	mg/L	3	EPA 624	.005 mg/L ☐ ML ☑ MDL
Chloroethane	ND	mg/L	ND	mg/L	3	EPA 624	.005 mg/L ☐ ML ☑ MDL
2-chloroethylvinyl ether	ND	mg/L	ND	mg/L	3	EPA 624	.020 mg/L ☐ ML ☑ MDL
Chloroform	ND	mg/L	ND	mg/L	3	EPA 624	.005 mg/L ☐ ML ☑ MDL
Dichlorobromomethane	ND	mg/L	ND	mg/L	3	EPA 624	.005 mg/L ☐ ML ☑ MDL
1,1-dichloroethane	ND	mg/L	ND	mg/L	3	EPA 624	.005 mg/L ☐ ML ☑ MDL
1,2-dichloroethane	ND	mg/L	ND	mg/L	3	EPA 624	.005 mg/L ☐ ML ☑ MDL
trans-1,2-dichloroethylene	ND	mg/L	ND	mg/L	3	EPA 624	.005 mg/L ☐ ML ☑ MDL
1,1-dichloroethylene	ND	mg/L	ND	mg/L	3	EPA 624	.005 mg/L ☐ ML ☑ MDL
1,2-dichloropropane	ND	mg/L	ND	mg/L	3	EPA 624	.005 mg/L ☐ ML ☑ MDL
1,3-dichloropropylene	ND	mg/L	ND	mg/L	3	EPA 624	.005 mg/L ☐ ML ☑ MDL
Ethylbenzene	ND	mg/L	ND	mg/L	3	EPA 624	.005 mg/L ☐ ML ☑ MDL
Methyl bromide	ND	mg/L	ND	mg/L	3	EPA 624	.005 mg/L ☐ ML ☑ MDL
Methyl chloride	ND	mg/L	ND	mg/L	3	EPA 624	.005 mg/L ☐ ML ☑ MDL
Methylene chloride	ND	mg/L	ND	mg/L	3	EPA 624	.005 mg/L ☐ ML ☑ MDL
1,1,2,2-tetrachloroethane	ND	mg/L	ND	mg/L	3	EPA 624	.005 mg/L ☐ ML ☑ MDL
Tetrachloroethylene	ND	mg/L	ND	mg/L	3	EPA 624	.005 mg/L ☐ ML ☑ MDL
Toluene	ND	mg/L	ND	mg/L	3	EPA 624	.005 mg/L ☐ ML ☑ MDL
1,1,1-trichloroethane	ND	mg/L	ND	mg/L	3	EPA 624	.005 mg/L ☐ ML ☑ MDL
1,1,2-trichloroethane	ND	mg/L	ND	mg/L	3	EPA 624	.005 mg/L ☐ ML ☑ MDL

EPA Identification Number	NPDES Permit Number	Facility Name	Outfall Number
110044303857	AL0022578	Valley Creek WWTP	0011

Form Approved 03/05/19
OMB No. 2040-0004

TABLE C. EFFLUENT PARAMETERS FOR SELECTED POTWS

Pollutant	Maximum Daily Discharge		Average Daily Discharge			Analytical Method[1]	ML or MDL (include units)
	Value	Units	Value	Units	Number of Samples		
Trichloroethylene	ND	mg/L	ND	mg/L	3	EPA 624	.005 mg/L ☐ ML ☑ MDL
Vinyl chloride	ND	mg/L	ND	mg/L	3	EPA 624	.005 mg/L ☐ ML ☑ MDL
Acid-Extractable Compounds							
p-chloro-m-cresol	ND	mg/L	ND	mg/L	3	EPA 625	.0098mgL ☐ ML ☑ MDL
2-chlorophenol	ND	mg/L	ND	mg/L	3	EPA 625	.0098mgL ☐ ML ☑ MDL
2,4-dichlorophenol	ND	mg/L	ND	mg/L	3	EPA 625	.0098mgL ☐ ML ☑ MDL
2,4-dimethylphenol	ND	mg/L	ND	mg/L	3	EPA 625	.0098mgL ☐ ML ☑ MDL
4,6-dinitro-o-cresol	ND	mg/L	ND	mg/L	3	EPA 625	.020 mg/L ☐ ML ☑ MDL
2,4-dinitrophenol	ND	mg/L	ND	mg/L	3	EPA 625	.039 mg/L ☐ ML ☑ MDL
2-nitrophenol	ND	mg/L	ND	mg/L	3	EPA 625	.0098mgL ☐ ML ☑ MDL
4-nitrophenol	ND	mg/L	ND	mg/L	3	EPA 625	.039 mg/L ☐ ML ☑ MDL
Pentachlorophenol	ND	mg/L	ND	mg/L	3	EPA 625	.039 mg/L ☐ ML ☑ MDL
Phenol	ND	mg/L	ND	mg/L	3	EPA 625	.0098mgL ☐ ML ☑ MDL
2,4,6-trichlorophenol	ND	mg/L	ND	mg/L	3	EPA 625	.0098mgL ☐ ML ☑ MDL
Base-Neutral Compounds							
Acenaphthene	ND	mg/L	ND	mg/L	3	EPA 625	.0098mgL ☐ ML ☑ MDL
Acenaphthylene	ND	mg/L	ND	mg/L	3	EPA 625	.0098mgL ☐ ML ☑ MDL
Anthracene	ND	mg/L	ND	mg/L	3	EPA 625	.0098mgL ☐ ML ☑ MDL
Benzidine	ND	mg/L	ND	mg/L	3	EPA 625	.029 mg/L ☐ ML ☑ MDL
Benzo(a)anthracene	ND	mg/L	ND	mg/L	3	EPA 625	.0098mgL ☐ ML ☑ MDL
Benzo(a)pyrene	ND	mg/L	ND	mg/L	3	EPA 625	.0098mgL ☐ ML ☑ MDL
3,4-benzofluoranthene	ND	mg/L	ND	mg/L	3	EPA 625	.0098mgL ☐ ML ☑ MDL

EPA Identification Number	NPDES Permit Number	Facility Name	Outfall Number
110044303857	AL0022578	Valley Creek WWTP	0011

Form Approved 03/05/19
OMB No. 2040-0004

TABLE C. EFFLUENT PARAMETERS FOR SELECTED POTWS

Pollutant	Maximum Daily Discharge		Average Daily Discharge			Analytical Method[1]	ML or MDL (include units)
	Value	Units	Value	Units	Number of Samples		
Benzo(ghi)perylene	ND	mg/L	ND	mg/L	3	EPA 625	.0098mgL ☐ ML ☑ MDL
Benzo(k)fluoranthene	ND	mg/L	ND	mg/L	3	EPA 625	.0098mgL ☐ ML ☑ MDL
Bis (2-chloroethoxy) methane	ND	mg/L	ND	mg/L	3	EPA 625	.0098mgL ☐ ML ☑ MDL
Bis (2-chloroethyl) ether	ND	mg/L	ND	mg/L	3	EPA 625	.0098mgL ☐ ML ☑ MDL
Bis (2-chloroisopropyl) ether	ND	mg/L	ND	mg/L	3	EPA 625	.0098mgL ☐ ML ☑ MDL
Bis (2-ethylhexyl) phthalate	ND	mg/L	ND	mg/L	3	EPA 625	.0098mgL ☐ ML ☑ MDL
4-bromophenyl phenyl ether	ND	mg/L	ND	mg/L	3	EPA 625	.0098mgL ☐ ML ☑ MDL
Butyl benzyl phthalate	ND	mg/L	ND	mg/L	3	EPA 625	.0098mgL ☐ ML ☑ MDL
2-chloronaphthalene	ND	mg/L	ND	mg/L	3	EPA 625	.0098mgL ☐ ML ☑ MDL
4-chlorophenyl phenyl ether	ND	mg/L	ND	mg/L	3	EPA 625	.0098mgL ☐ ML ☑ MDL
Chrysene	ND	mg/L	ND	mg/L	3	EPA 625	.0098mgL ☐ ML ☑ MDL
di-n-butyl phthalate	ND	mg/L	ND	mg/L	3	EPA 625	.0098mgL ☐ ML ☑ MDL
di-n-octyl phthalate	ND	mg/L	ND	mg/L	3	EPA 625	.0098mgL ☐ ML ☑ MDL
Dibenzo(a,h)anthracene	ND	mg/L	ND	mg/L	3	EPA 625	.0098mgL ☐ ML ☑ MDL
1,2-dichlorobenzene	ND	mg/L	ND	mg/L	3	EPA 625	.0098mgL ☐ ML ☑ MDL
1,3-dichlorobenzene	ND	mg/L	ND	mg/L	3	EPA 625	.0098mgL ☐ ML ☑ MDL
1,4-dichlorobenzene	ND	mg/L	ND	mg/L	3	EPA 625	.0098mgL ☐ ML ☑ MDL
3,3-dichlorobenzidine	ND	mg/L	ND	mg/L	3	EPA 625	.0098mgL ☐ ML ☑ MDL
Diethyl phthalate	ND	mg/L	ND	mg/L	3	EPA 625	.0098mgL ☐ ML ☑ MDL
Dimethyl phthalate	ND	mg/L	ND	mg/L	3	EPA 625	.0098mgL ☐ ML ☑ MDL
2,4-dinitrotoluene	ND	mg/L	ND	mg/L	3	EPA 625	.0098mgL ☐ ML ☑ MDL
2,6-dinitrotoluene	ND	mg/L	ND	mg/L	3	EPA 625	.0098mgL ☐ ML ☑ MDL

EPA Identification Number	NPDES Permit Number	Facility Name	Outfall Number
110044303857	AL0022578	Valley Creek WWTP	0011

Form Approved 03/05/19
OMB No. 2040-0004

TABLE C. EFFLUENT PARAMETERS FOR SELECTED POTWS

Pollutant	Maximum Daily Discharge		Average Daily Discharge			Analytical Method[1]	ML or MDL (include units)
	Value	Units	Value	Units	Number of Samples		
1,2-diphenylhydrazine	ND	mg/L	ND	mg/L	3	EPA 625	.0098mgL ☐ ML ☑ MDL
Fluoranthene	ND	mg/L	ND	mg/L	3	EPA 625	.0098mgL ☐ ML ☑ MDL
Fluorene	ND	mg/L	ND	mg/L	3	EPA 625	.0098mgL ☐ ML ☑ MDL
Hexachlorobenzene	ND	mg/L	ND	mg/L	3	EPA 625	.0098mgL ☐ ML ☑ MDL
Hexachlorobutadiene	ND	mg/L	ND	mg/L	3	EPA 625	.0098mgL ☐ ML ☑ MDL
Hexachlorocyclo-pentadiene	ND	mg/L	ND	mg/L	3	EPA 625	.039 mg/L ☐ ML ☑ MDL
Hexachloroethane	ND	mg/L	ND	mg/L	3	EPA 625	.0098mgL ☐ ML ☑ MDL
Indeno(1,2,3-cd)pyrene	ND	mg/L	ND	mg/L	3	EPA 625	.0098mgL ☐ ML ☑ MDL
Isophorone	ND	mg/L	ND	mg/L	3	EPA 625	.0098mgL ☐ ML ☑ MDL
Naphthalene	ND	mg/L	ND	mg/L	3	EPA 625	.0098mgL ☐ ML ☑ MDL
Nitrobenzene	ND	mg/L	ND	mg/L	3	EPA 625	.0098mgL ☐ ML ☑ MDL
N-nitrosodi-n-propylamine	ND	mg/L	ND	mg/L	3	EPA 625	.0098mgL ☐ ML ☑ MDL
N-nitrosodimethylamine	ND	mg/L	ND	mg/L	3	EPA 625	.0098mgL ☐ ML ☑ MDL
N-nitrosodiphenylamine	ND	mg/L	ND	mg/L	3	EPA 625	.0098mgL ☐ ML ☑ MDL
Phenanthrene	ND	mg/L	ND	mg/L	3	EPA 625	.0098mgL ☐ ML ☑ MDL
Pyrene	ND	mg/L	ND	mg/L	3	EPA 625	.0098mgL ☐ ML ☑ MDL
1,2,4-trichlorobenzene	ND	mg/L	ND	mg/L	3	EPA 625	.0098mgL ☐ ML ☑ MDL

[1] Sampling shall be conducted according to sufficiently sensitive test procedures (i.e., methods) approved under 40 CFR 136 for the analysis of pollutants or pollutant parameters or required under 40 CFR Chapter I, Subchapter N or O. See instructions and 40 CFR 122.21(e)(3).

This page intentionally left blank.

EPA Identification Number	NPDES Permit Number	Facility Name	Outfall Number
110044303857	AL0022578	Valley Creek WWTP	0011

Form Approved 03/05/19
OMB No. 2040-0004

TABLE D. ADDITIONAL POLLUTANTS AS REQUIRED BY NPDES PERMITTING AUTHORITY

Pollutant (list)	Maximum Daily Discharge		Average Daily Discharge			Analytical Method[1]	ML or MDL (include units)
	Value	Units	Value	Units	Number of Samples		
☑ No additional sampling is required by NPDES permitting authority.							
							☐ ML ☐ MDL
							☐ ML ☐ MDL
							☐ ML ☐ MDL
							☐ ML ☐ MDL
							☐ ML ☐ MDL
							☐ ML ☐ MDL
							☐ ML ☐ MDL
							☐ ML ☐ MDL
							☐ ML ☐ MDL
							☐ ML ☐ MDL
							☐ ML ☐ MDL
							☐ ML ☐ MDL
							☐ ML ☐ MDL
							☐ ML ☐ MDL
							☐ ML ☐ MDL
							☐ ML ☐ MDL
							☐ ML ☐ MDL
							☐ ML ☐ MDL

[1] Sampling shall be conducted according to sufficiently sensitive test procedures (i.e., methods) approved under 40 CFR 136 for the analysis of pollutants or pollutant parameters or required under 40 CFR chapter I, subchapter N or O. See instructions and 40 CFR 122.21(e)(3).

This page intentionally left blank.

EPA Identification Number	NPDES Permit Number	Facility Name	Outfall Number
110044303857	AL0022578	Valley Creek WWTP	0011

Form Approved 03/05/19
OMB No. 2040-0004

TABLE E. EFFLUENT MONITORING FOR WHOLE EFFLUENT TOXICITY

The table provides response space for one whole effluent toxicity sample. Copy the table to report additional test results.

	Test Number 1	Test Number 2	Test Number 3
Test Information			
Test species	Pimephales promelas / Ceriodaphnia dubia	Pimephales promelas / Ceriodaphnia dubia	Pimephales promelas / Ceriodaphnia dubia
Age at initiation of test	9days / 24 hours	9days / 24 hours	9days / 24 hours
Outfall number	0011	0011	0011
Date sample collected	10/18/2018	10/23/2019	10/15/2020
Date test started	10/18/2018	10/23/2019	10/16/2020
Duration	48 hrs	48 hrs	48hrs
Toxicity Test Methods			
Test method number	2000.0 / 2002.0	2000.0 / 2002.0	2000.0 / 2002.0
Manual title	Methods for measuring the Acute Toxicity of	Effluents and Receiving Waters to Freshwater	and Marine Organisms, EPA-821-R-02-012
Edition number and year of publication	Fifth Edition, October 2002 U.S. EPA		
Page number(s)			
Sample Type			
Check one:	☐ Grab ☑ 24-hour composite	☐ Grab ☑ 24-hour composite	☐ Grab ☑ 24-hour composite
Sample Location			
Check one:	☐ Before Disinfection ☐ After Disinfection ☑ After Dechlorination	☐ Before Disinfection ☐ After Disinfection ☑ After Dechlorination	☐ Before disinfection ☐ After disinfection ☑ After dechlorination
Point in Treatment Process			
Describe the point in the treatment process at which the sample was collected for each test.	Final Effluent	Final Effluent	Final Effluent
Toxicity Type			
Indicate for each test whether the test was performed to asses acute or chronic toxicity, or both. (Check one response.)	☑ Acute ☐ Chronic ☐ Both	☑ Acute ☐ Chronic ☐ Both	☑ Acute ☐ Chronic ☐ Both

EPA Identification Number	NPDES Permit Number	Facility Name	Outfall Number
110044303857	AL0022578	Valley Creek WWTP	0011

Form Approved 03/05/19
OMB No. 2040-0004

TABLE E. EFFLUENT MONITORING FOR WHOLE EFFLUENT TOXICITY

The table provides response space for one whole effluent toxicity sample. Copy the table to report additional test results.

	Test Number 1	Test Number 2	Test Number 3
Test Type			
Indicate the type of test performed. (Check one response.)	☑ Static ☐ Static-renewal ☐ Flow-through	☑ Static ☐ Static-renewal ☐ Flow-through	☑ Static ☐ Static-renewal ☐ Flow-through
Source of Dilution Water			
Indicate the source of dilution water. (Check one response.)	☑ Laboratory water ☐ Receiving water	☑ Laboratory water ☐ Receiving water	☑ Laboratory water ☐ Receiving water
If laboratory water, specify type.	MHSW	MHSW	MHSW
If receiving water, specify source.			
Type of Dilution Water			
Indicate the type of dilution water. If salt water, specify "natural" or type of artificial sea salts or brine used.	☑ Fresh water ☐ Salt water (specify)	☑ Fresh water ☐ Salt water (specify)	☑ Fresh water ☐ Salt water (specify)
Percentage Effluent Used			
Specify the percentage effluent used for all concentrations in the test series.	9% / 9%	9% / 9%	9% / 9%
Parameters Tested			
Check the parameters tested.	☑ pH ☐ Salinity ☑ Temperature ☐ Ammonia ☑ Dissolved oxygen	☑ pH ☐ Salinity ☑ Temperature ☐ Ammonia ☑ Dissolved oxygen	☑ pH ☐ Salinity ☑ Temperature ☐ Ammonia ☑ Dissolved oxygen
Acute Test Results			
Percent survival in 100% effluent	100 / 100 %	100 / 100 %	100 / 100 %
LC_{50}			
95% confidence interval	%	%	%
Control percent survival	97.5 / 100 %	100 / 100 %	100 / 100 %

EPA Identification Number	NPDES Permit Number	Facility Name	Outfall Number
110044303857	AL0022578	Valley Creek WWTP	0011

Form Approved 03/05/19
OMB No. 2040-0004

TABLE E. EFFLUENT MONITORING FOR WHOLE EFFLUENT TOXICITY

The table provides response space for one whole effluent toxicity sample. Copy the table to report additional test results.

	Test Number 1		Test Number 2		Test Number 3	
Acute Test Results Continued						
Other (describe)						
Chronic Test Results						
NOEC	%		%		%	
IC_{25}	%		%		%	
Control percent survival	%		%		%	
Other (describe)						
Quality Control/Quality Assurance						
Is reference toxicant data available?	☑ Yes	☐ No	☑ Yes	☐ No	☑ Yes	☐ No
Was reference toxicant test within acceptable bounds?	☑ Yes	☐ No	☑ Yes	☐ No	☑ Yes	☐ No
What date was reference toxicant test run (MM/DD/YYYY)?	10/18/2018		10/23/2019		10/16/2020	
Other (describe)						

EPA Identification Number	NPDES Permit Number	Facility Name
110044303857	AL0022578	Valley Creek WWTP

Form Approved 03/05/19
OMB No. 2040-0004

TABLE F. INDUSTRIAL DISCHARGE INFORMATION

Response space is provided for three SIUs. Copy the table to report information for additional SIUs.

	SIU 1	SIU 2	SIU 3
Name of SIU	Bush Hog INC. IU372400156	Global Security Glazing IU372400194	RL Zeigler Co., Inc. IU372400011
Mailing address (street or P.O. box)	2501 Griffin Ave.	616 Selfield Road	1 Plant Street
City, state, and ZIP code	Selma, AL 36703	Selma, AL 36703	Selma, AL 36701
Description of all industrial processes that affect or contribute to the discharge.	Process wastewater associated with Metal Finishing Operations.	Industrial Wastewater resulting from Glass Cutting, Washing, Strengthening, and Laminating operations.	Industrial Wastewater resulting from the Processing ans Packaging of Meat Products.
List the principal products and raw materials that affect or contribute to the SIU's discharge.	Grease, Oil, Shot Dust	Polycarbonate, vinyl	Chicken, Pork, Salt, Cleaning agents, Sanitizing agents, Detergents, Ammonia.
Indicate the average daily volume of wastewater discharged by the SIU.	8200 gpd	22,000 gpd	149,000 gpd
How much of the average daily volume is attributable to process flow?	8200 gpd	22000 gpd	149,000 gpd
How much of the average daily volume is attributable to non-process flow?	0 gpd	0 gpd	0 gpd
Is the SIU subject to local limits?	☑ Yes ☐ No	☑ Yes ☐ No	☑ Yes ☐ No
Is the SIU subject to categorical standards?	☑ Yes ☐ No	☑ Yes ☐ No	☑ Yes ☐ No

EPA Identification Number	NPDES Permit Number	Facility Name
110044303857	AL0022578	Valley Creek WWTP

Form Approved 03/05/19
OMB No. 2040-0004

TABLE F. INDUSTRIAL DISCHARGE INFORMATION

Response space is provided for three SIUs. Copy the table to report information for additional SIUs.

	SIU 1	SIU 2	SIU 3
Under what categories and subcategories is the SIU subject?	General Pretreatment Standards and Prohibitions. Phosphorus, Cyanide, Cadmium, Chromium, Copper, Lead, Nickel, Silver, Zinc, Total Toxic Organics , PH	General Pretreatment Standards and Prohibitions. BOD, 5 day, PH, Total Suspended Solids, Oil & Grease, Total Phosphorus	General Pretreatment Standards and Prohibitions. BOD, 5day, PH, Total Suspended Solids, Oil & Grease, Nitrogen as N, Nitrogen Ammonia as N, Total Phosphorus
Has the POTW experienced problems (e.g., upsets, pass-through interferences) in the past 4.5 years that are attributable to the SIU?	☐ Yes ☑ No	☐ Yes ☑ No	☐ Yes ☑ No
If yes, describe.			

Topographic Map - Valley Creek WWTP

scale: 1" = 1/2 mile

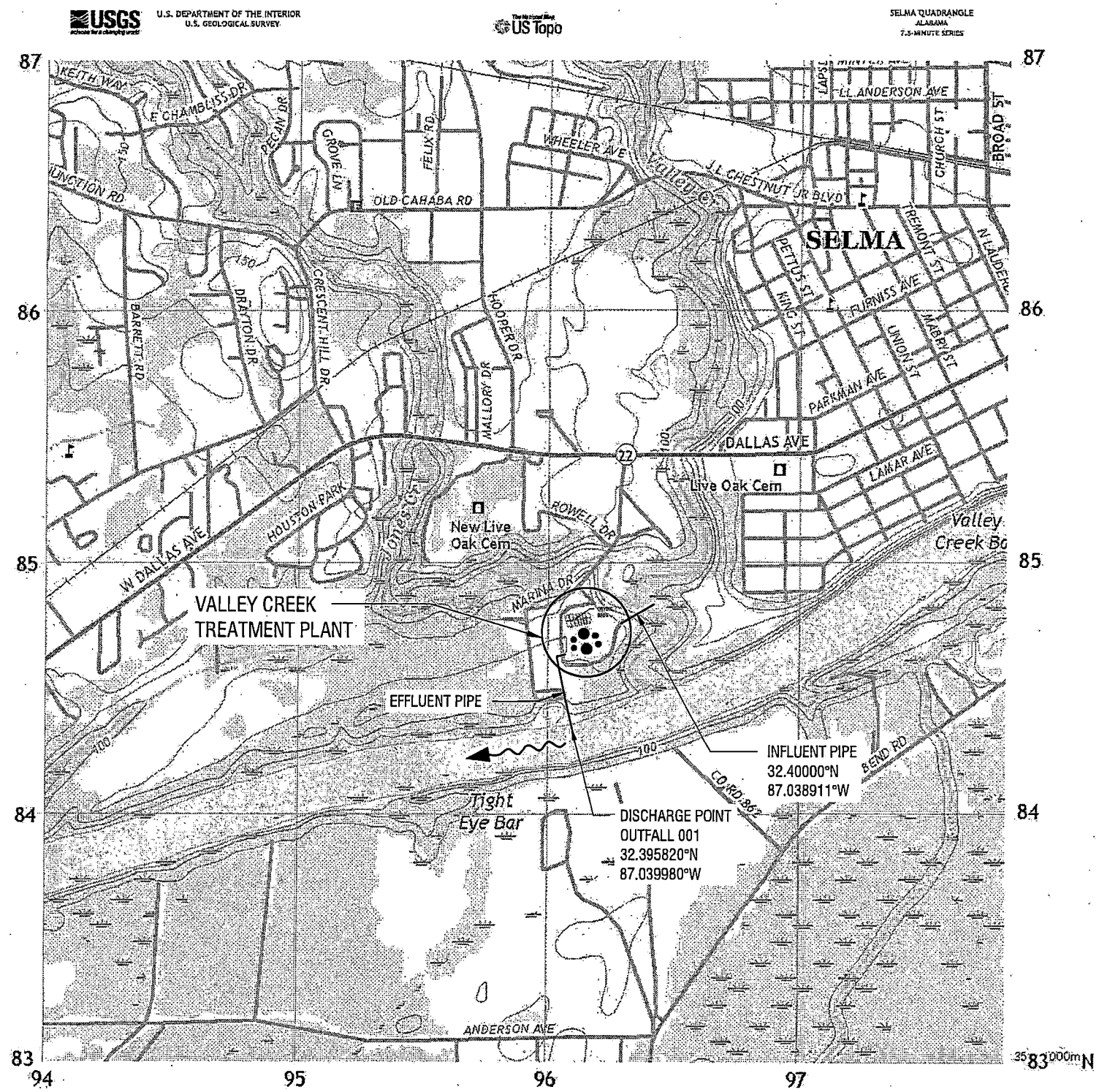

Produced by the United States Geological Survey
North American Datum of 1983 (NAD83)
World Geodetic System of 1984 (WGS84). Projection and
1 000-meter grid:Universal Transverse Mercator, Zone 16S
This map is not a legal document. Boundaries may be generalized for this map scale. Private lands within government reservations may not be shown. Obtain permission before entering private lands.

Imagery	NAIP, June 2015 - November 2015
Roads	U.S. Census Bureau, 2017
Names	GNIS, 1980 - 2010
Hydrography	National Hydrography Dataset, 2003
Contours	National Elevation Dataset, 2007 - 2016
Boundaries	Multiple sources; see metadata file 2014 - 2016
Public Land Survey System	BLM, 2015
Wetlands	FWS National Wetlands Inventory 1981

ROAD CLASSIFICATION

Expressway	Local Connector
Secondary Hwy	Local Road
Ramp	4WD

Interstate Route · US Route · State Route

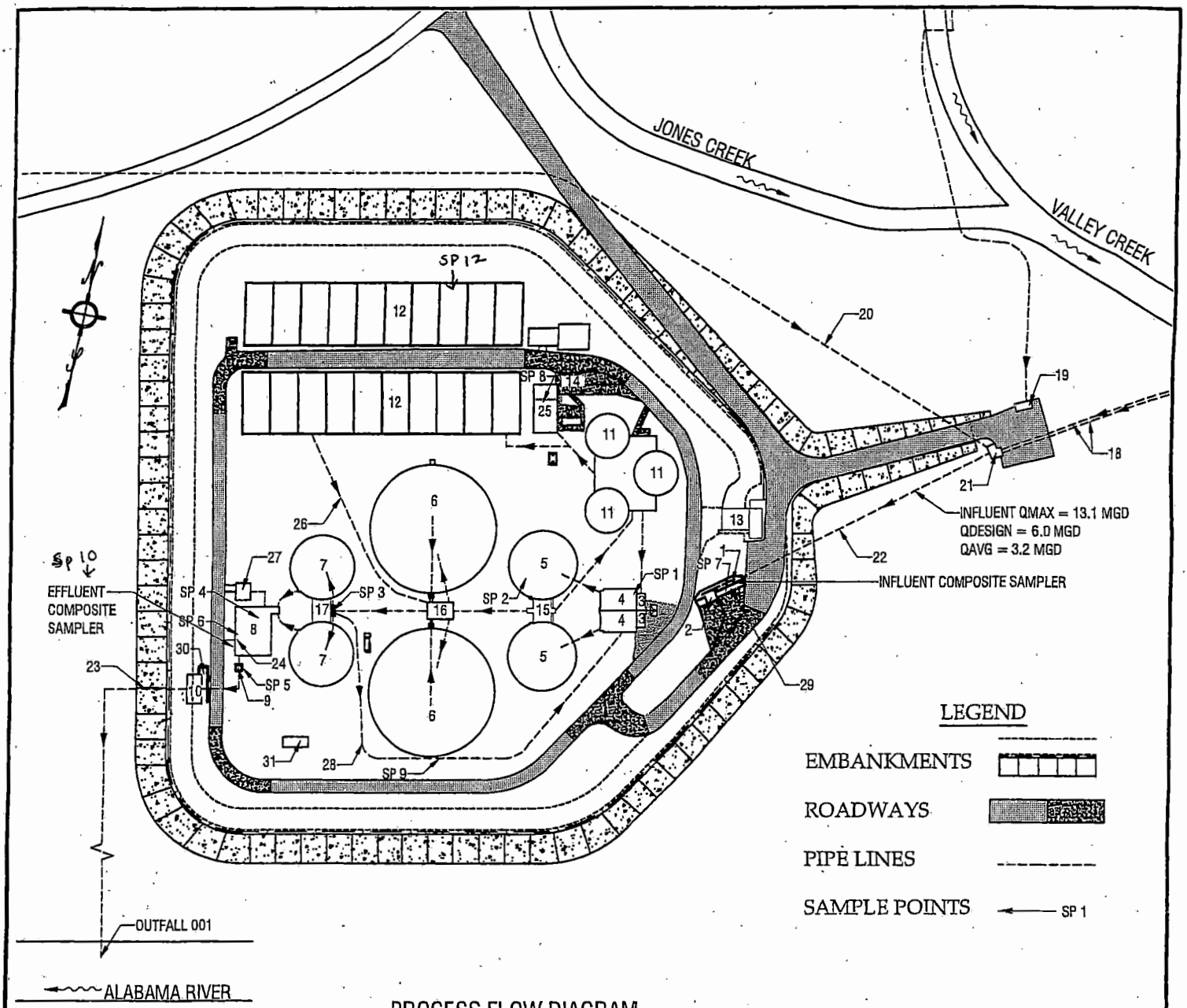

PROCESS FLOW DIAGRAM

1. BAR SCREEN
2. GRIT SEPARATOR
3. AERATED GRIT CHAMBERS
4. PRE-AERATION TANKS
5. PRIMARY CLARIFIERS
6. TRICKLING FILTERS
7. SECONDARY CLARIFIERS
8. CHLORINE CONTACT CHAMBER
9. PARSHALL FLUME
10. EFFLUENT PUMPING STATION
11. SLUDGE DIGESTION TANKS
12. SLUDGE DRYING BEDS
13. ADMINISTRATIVE BUILDING
14. LIQUID SLUDGE LOADING STAND
15. PRIMARY SLUDGE PUMPS AND AERATION BLOWERS
16. RE-CIRCULATING PUMPS
17. SECONDARY SLUDGE PUMPS
18. TWIN BARREL INVERTED SIPHON FROM WATER STREET
19. VALLEY CREEK PUMPING STATION AND FORCE MAIN
20. FORCE MAIN FROM WILLOW DRIVE PUMPING STATION
21. JUNCTION CHAMBER
22. PLANT INFLUENT LINE
23. OUTFALL TO ALABAMA RIVER
24. DE-CHLORINATION
25. CENTRIFUGE FOR SLUDGE DRYING
26. UNDERDRAIN RETURN
27. CHLORINATION BUILDING
28. CLARIFIER RETURN
29. SEPTAGE RECEIVING STATION
30. STORM WATER DISCHARGE POINT - OUTFALL 001S - SP-11
31. GENERATOR

SELMA POLLUTION CONTROL
VALLEY CREEK TREATMENT PLANT
SELMA, ALABAMA

EPA ID: 110044303857

NPDES #: AL0022578

VALLEY CREEK WWTP SELMA , ALABAMA

SAMPLE POINTS

PROCESS FLOW DIAGRAM

1. AERATION TANKS
2. PRIMARY CLARIFIER
3. SECONDARY CLARIFIER
4. CHLORINE CONTACT CHAMBER
5. PARSHALL FLUME
6. DECHLORINATION CHAMBER
7. INFLUENT COMPOSITE SAMPLER
8. CENTRIFUGE
9. CLARIFIER RETURN
10. EFFLUENT COMPOSITE SAMPLER
11. STORM WATER DICHARGE POINT
12. SLUDGE DRYING BEDS

EPA ID: 110044303857

NPDES # AL0022578

EPA Identification Number	NPDES Permit Number	Facility Name
110044303857	AL0022578	Valley Creek WWTP

Form Approved 03/05/19
OMB No. 2040-0004

Form 2F NPDES

EPA

U.S Environmental Protection Agency
Application for NPDES Permit to Discharge Wastewater

STORMWATER DISCHARGES ASSOCIATED WITH INDUSTRIAL ACTIVITY

SECTION 1. OUTFALL LOCATION (40 CFR 122.21(g)(1))

Outfall Location

1.1 Provide information on each of the facility's outfalls in the table below

Outfall Number	Receiving Water Name	Latitude	Longitude
001S	Alabama River	32° 23′ 58.7″ N	-87° 2′ 23.7″ W
		° ′ ″	° ′ ″
		° ′ ″	° ′ ″
		° ′ ″	° ′ ″
		° ′ ″	° ′ ″
		° ′ ″	° ′ ″

SECTION 2. IMPROVEMENTS (40 CFR 122.21(g)(6))

Improvements

2.1 Are you presently required by any federal, state, or local authority to meet an implementation schedule for constructing, upgrading, or operating wastewater treatment equipment or practices or any other environmental programs that could affect the discharges described in this application?

☐ Yes ☑ No → SKIP to Section 3.

2.2 Briefly identify each applicable project in the table below.

Brief Identification and Description of Project	Affected Outfalls (list outfall numbers)	Source(s) of Discharge	Final Compliance Dates	
			Required	Projected

2.3 Have you attached sheets describing any additional water pollution control programs (or other environmental projects that may affect your discharges) that you now have underway or planned? (Optional Item)

☐ Yes ☑ No

RECEIVED
FEB 22 2022
MUNICIPAL SECTION

EPA Identification Number	NPDES Permit Number	Facility Name
110044303857	AL0022578	Valley Creek WWTP

Form Approved 03/05/19
OMB No. 2040-0004

SECTION 3. SITE DRAINAGE MAP (40 CFR 122.26(c)(1)(i)(A))

Site Drainage Map

3.1 Have you attached a site drainage map containing all required information to this application? (See instructions for specific guidance.)

☑ Yes ☐ No

SECTION 4. POLLUTANT SOURCES (40 CFR 122.26(c)(1)(i)(B))

Pollutant Sources

4.1 Provide information on the facility's pollutant sources in the table below.

Outfall Number	Impervious Surface Area (within a mile radius of the facility)		Total Surface Area Drained (within a mile radius of the facility)	
001S	65,005	specify units sq ft	296,149	specify units sq ft
		specify units		specify units
		specify units		specify units
		specify units		specify units
		specify units		specify units
		specify units		specify units

4.2 Provide a narrative description of the facility's significant material in the space below. (See instructions for content requirements.)

The only significant materials kept on site are to aid in the treatment process, which include Chlorine Gas, Sulfur Dioxide Gas and Ionic polymer(Cedar Floc 352). Chlorine and Sulfur Dioxide leaks would evaporate into the air. The polymer is stored in a concrete building with floor drains, that drain any spillage back into the water that is to be treated.

4.3 Provide the location and a description of existing structural and non-structural control measures to reduce pollutants in stormwater runoff. (See instructions for specific guidance.)

Stormwater Treatment		
Outfall Number	Control Measures and Treatment	Codes from Exhibit 2F-1 (list)
001S	An impervious berm above the 100 year flood stage surrounds the plant, with only the	1-L,M,T,U
	influent sewage line coming in, and only the outfall line going through the berm.	2-E,F
	Pollutants cannot get in or out of the berm protected area to contaminate the area inside	3-E,H
	or outside of the berm. The 001S line joins the 001 outfall line inside the berm.	4-A
		5-B,D,E,P

EPA Identification Number	NPDES Permit Number	Facility Name
110044303857	AL0022578	Valley Creek WWTP

Form Approved 03/05/19
OMB No. 2040-0004

SECTION 5. NON STORMWATER DISCHARGES (40 CFR 122.26(c)(1)(i)(C))

Non-Stormwater Discharges

5.1 *I certify under penalty of law that the outfall(s) covered by this application have been tested or evaluated for the presence of non-stormwater discharges. Moreover, I certify that the outfalls identified as having non-stormwater discharges are described in either an accompanying NPDES Form 2C, 2D, or 2E application.*

Name (print or type first and last name)	Official title
James Perkins Jr	Mayor
Signature	Date signed
James Perkins	3-29-21

5.2 Provide the testing information requested in the table below.

Outfall Number	Description of Testing Method Used	Date(s) of Testing	Onsite Drainage Points Directly Observed During Test
001S	Direct observation shows that the storm water flow	08/01/2020	Drainage ditches & 001S
	can only go to outfall 001S and then to the 001 outfall		#30 on attached site map

SECTION 6. SIGNIFICANT LEAKS OR SPILLS (40 CFR 122.26(c)(1)(i)(D))

Significant Leaks or Spills

6.1 Describe any significant leaks or spills of toxic or hazardous pollutants in the last three years.

None

SECTION 7. DISCHARGE INFORMATION (40 CFR 122.26(c)(1)(i)(E))

Discharge Information

See the instructions to determine the pollutants and parameters you are required to monitor and, in turn, the tables you must complete. Not all applicants need to complete each table.

7.1 Is this a new source or new discharge?

☐ Yes ➔ See instructions regarding submission of *estimated* data.

☑ No ➔ See instructions regarding submission of *actual* data.

Tables A, B, C, and D

7.2 Have you completed Table A for each outfall?

☑ Yes ☐ No

EPA Identification Number	NPDES Permit Number	Facility Name
110044303857	AL0022578	Valley Creek WWTP

Form Approved 03/05/19
OMB No. 2040-0004

Discharge Information Continued

7.3	Is the facility subject to an effluent limitation guideline (ELG) or effluent limitations in an NPDES permit for its process wastewater? ☑ Yes ☐ No ➔ SKIP to Item 7.5.
7.4	Have you completed Table B by providing quantitative data for those pollutants that are (1) limited either directly or indirectly in an ELG and/or (2) subject to effluent limitations in an NPDES permit for the facility's process wastewater? ☑ Yes ☐ No
7.5	Do you know or have reason to believe any pollutants in Exhibit 2F–2 are present in the discharge? ☑ Yes ☐ No ➔ SKIP to Item 7.7.
7.6	Have you listed all pollutants in Exhibit 2F–2 that you know or have reason to believe are present in the discharge and provided quantitative data or an explanation for those pollutants in Table C? ☑ Yes ☐ No
7.7	Do you qualify for a small business exemption under the criteria specified in the Instructions? ☐ Yes ➔SKIP to Item 7.18. ☑ No
7.8	Do you know or have reason to believe any pollutants in Exhibit 2F–3 are present in the discharge? ☐ Yes ☑ No ➔ SKIP to Item 7.10.
7.9	Have you listed all pollutants in Exhibit 2F–3 that you know or have reason to believe are present in the discharge in Table C? ☐ Yes ☐ No
7.10	Do you expect any of the pollutants in Exhibit 2F–3 to be discharged in concentrations of 10 ppb or greater? ☐ Yes ☑ No ➔ SKIP to Item 7.12.
7.11	Have you provided quantitative data in Table C for those pollutants in Exhibit 2F–3 that you expect to be discharged in concentrations of 10 ppb or greater? ☐ Yes ☐ No
7.12	Do you expect acrolein, acrylonitrile, 2,4-dinitrophenol, or 2-methyl-4,6-dinitrophenol to be discharged in concentrations of 100 ppb or greater? ☐ Yes ☑ No ➔ SKIP to Item 7.14.
7.13	Have you provided quantitative data in Table C for the pollutants identified in Item 7.12 that you expect to be discharged in concentrations of 100 ppb or greater? ☐ Yes ☐ No
7.14	Have you provided quantitative data or an explanation in Table C for pollutants you expect to be present in the discharge at concentrations less than 10 ppb (or less than 100 ppb for the pollutants identified in Item 7.12)? ☑ Yes ☐ No
7.15	Do you know or have reason to believe any pollutants in Exhibit 2F–4 are present in the discharge? ☐ Yes ☑ No ➔ SKIP to Item 7.17.
7.16	Have you listed pollutants in Exhibit 2F–4 that you know or believe to be present in the discharge and provided an explanation in Table C? ☐ Yes ☐ No
7.17	Have you provided information for the storm event(s) sampled in Table D? ☑ Yes ☐ No

Discharge Information Continued

Used or Manufactured Toxics

7.18 Is any pollutant listed on Exhibits 2F–2 through 2F–4 a substance or a component of a substance used or manufactured as an intermediate or final product or byproduct?

☐ Yes ☑ No ➔ SKIP to Section 8.

7.19 List the pollutants below, including TCDD if applicable.

1.	4.	7.
2.	5.	8.
3.	6.	9.

SECTION 8. BIOLOGICAL TOXICITY TESTING DATA (40 CFR 122.21(g)(11))

Biological Toxicity Testing Data

8.1 Do you have any knowledge or reason to believe that any biological test for acute or chronic toxicity has been made on any of your discharges or on a receiving water in relation to your discharge within the last three years?

☑ Yes ☐ No ➔ SKIP to Section 9.

8.2 Identify the tests and their purposes below.

Test(s)	Purpose of Test(s)	Submitted to NPDES Permitting Authority?	Date Submitted
Annual Toxicity	Permit Requirement	☑ Yes ☐ No	11/26/2018
Annual Toxicity	Permit Requirement	☑ Yes ☐ No	11/25/2019
Annual Toxicity	Permit Requirement	☑ Yes ☐ No	11/09/2020

SECTION 9. CONTRACT ANALYSIS INFORMATION (40 CFR 122.21(g)(12))

Contract Analysis Information

9.1 Were any of the analyses reported in Section 7 (on Tables A through C) performed by a contract laboratory or consulting firm?

☑ Yes ☐ No ➔ SKIP to Section 10.

9.2 Provide information for each contract laboratory or consulting firm below.

	Laboratory Number 1	Laboratory Number 2	Laboratory Number 3
Name of laboratory/firm	Pace Analytical		
Laboratory address	3516 Greensboro Ave Tuscaloosa, AL 35401		
Phone number	(205) 614-6630		
Pollutant(s) analyzed	BOD, CBOD, COD, Nitrogen, Ammonia, Nitrite, NO2 & NO3 Oil & Grease, Phosphorus, TKN, TSS, TRC, PH, Temp, E-Coli, Dissolved Oxygen.		

EPA Identification Number	NPDES Permit Number	Facility Name
110044303857	AL0022578	Valley Creek WWTP

Form Approved 03/05/19
OMB No. 2040-0004

SECTION 10. CHECKLIST AND CERTIFICATION STATEMENT (40 CFR 122.22(a) and (d))

Checklist and Certification Statement

10.1 In Column 1 below, mark the sections of Form 2F that you have completed and are submitting with your application. For each section, specify in Column 2 any attachments that you are enclosing to alert the permitting authority. Note that not all applicants are required to complete all sections or provide attachments.

Column 1	Column 2
☑ Section 1	☐ w/ attachments (e.g., responses for additional outfalls)
☑ Section 2	☐ w/ attachments
☑ Section 3	☑ w/ site drainage map
☑ Section 4	☑ w/ attachments
☑ Section 5	☐ w/ attachments
☑ Section 6	☐ w/ attachments
☑ Section 7	☑ Table A ☐ w/ small business exemption request ☑ Table B ☐ w/ analytical results as an attachment ☑ Table C ☑ Table D
☑ Section 8	☐ w/attachments
☑ Section 9	☑ w/attachments (e.g., responses for additional contact laboratories or firms)
☑ Section 10	☐

10.2 **Certification Statement**

I certify under penalty of law that this document and all attachments were prepared under my direction or supervision in accordance with a system designed to assure that qualified personnel properly gather and evaluate the information submitted. Based on my inquiry of the person or persons who manage the system or those persons directly responsible for gathering the information, the information submitted is, to the best of my knowledge and belief, true, accurate, and complete. I am aware that there are significant penalties for submitting false information, including the possibility of fine and imprisonment for knowing violations.

Name (print or type first and last name)	Official title
James Perkins Jr.	Mayor
Signature	Date signed
	3-29-21

EPA Identification Number	NPDES Permit Number	Facility Name	Outfall Number
110044303857	AL0022578	Valley Creek WWTP	001S

Form Approved 03/05/19
OMB No. 2040-0004

TABLE A. CONVENTIONAL AND NON CONVENTIONAL PARAMETERS (40 CFR 122.26(c)(1)(i)(E)(3))[1]

You must provide the results of at least one analysis for every pollutant in this table. Complete one table for each outfall. See instructions for additional details and requirements.

	Pollutant or Parameter	Maximum Daily Discharge (specify units)		Average Daily Discharge (specify units)		Number of Storm Events Sampled	Source of Information (new source/new dischargers only; use codes in instructions)
		Grab Sample Taken During First 30 Minutes	Flow-Weighted Composite	Grab Sample Taken During First 30 Minutes	Flow-Weighted Composite		
1.	Oil and grease	<1.4 mg/l		<1.4 mg/l		1	
2.	Biochemical oxygen demand (BOD_5)	7.2 mg/l	8.4 mg/l	7.2 mg/l	8.4 mg/l	1	
3.	Chemical oxygen demand (COD)	88.7 mg/l	82.9 mg/l	88.7 mg/l	82.9 mg/l	1	
4.	Total suspended solids (TSS)	13 mg/l	12 mg/l	13 mg/l	12 mg/l	1	
5.	Total phosphorus	1.35 mg/l	1.49 mg/l	1.35 mg/l	1.49 mg/l	1	
6.	Total Kjeldahl nitrogen (TKN)	2.98 mg/l	2.67 mg/l	2.98 mg/l	2.67 mg/l	1	
7.	Total nitrogen (as N)	3.47 mg/l	3.17 mg/l	3.47 mg/l	3.17 mg/l	1	
8.	pH (minimum)	5.4 PH units		5.4 PH units		1	
	pH (maximum)	5.4 PH units		5.4 PH units		1	

[1] Sampling shall be conducted according to sufficiently sensitive test procedures (i.e., methods) approved under 40 CFR 136 for the analysis of pollutants or pollutant parameters or required under 40 CFR chapter I, subchapter N or O. See instructions and 40 CFR 122.21(e)(3).

This page intentionally left blank.

EPA Identification Number	NPDES Permit Number	Facility Name	Outfall Number
110044303857	AL0022578	Valley Creek WWTP	001S

Form Approved 03/05/19
OMB No. 2040-0004

TABLE B. CERTAIN CONVENTIONAL AND NON CONVENTIONAL POLLUTANTS (40 CFR 122.26(c)(1)(i)(E)(4) and 40 CFR 122.21(g)(7)(vi)(A))[1]

List each pollutant that is limited in an effluent limitation guideline (ELG) that the facility is subject to or any pollutant listed in the facility's NPDES permit for its process wastewater (if the facility is operating under an existing NPDES permit). Complete one table for each outfall. See the instructions for additional details and requirements.

Pollutant and CAS Number (if available)	Maximum Daily Discharge (specify units)		Average Daily Discharge (specify units)		Number of Storm Events Sampled	Source of Information (new source/new dischargers only, use codes in instructions)
	Grab Sample Taken During First 30 Minutes	Flow-Weighted Composite	Grab Sample Taken During First 30 Minutes	Flow-Weighted Composite		
Carbonaceous BOD, 5 day	6.7 mg/l	7.5 mg/l	6.7 mg/l	7.5 mg/l	1	
Nitrogen, Ammonia as N	.05 mg/l	.10 mg/l	.05 mg/l	.10 mg/l	1	
Total Nitrate + Nitrite as N	.49 mg/l	.50 mg/l	.49 mg/l	.50 mg/l	1	
Oil and Grease	< 1.4 mg/l		< 1.4 mg/l		1	
Phosphorus, Total	1.35 mg/l	1.49 mg/l	1.35 mg/l	1.49 mg/l	1	
Nitrogen, Kjeldahl, Total, N	2.98 mg/l	2.67 mg/l	2.98 mg/l	2.67 mg/l	1	
Total Suspended Solids	13 mg/l	12 mg/l	13 mg/l	12 mg/l	1	
Total Residual Chlorine	.09 mg/l		.09 mg/l		1	
PH	5.4 PH Units		5.4 PH Units		1	
Dissolved Oxygen	7.2 mg/l		7.2 mg/l		1	
E Coli	3400 mpn/100 ml		3400 mpn/100 ml		1	

[1] Sampling shall be conducted according to sufficiently sensitive test procedures (i.e., methods) approved under 40 CFR 136 for the analysis of pollutants or pollutant parameters or required under 40 CFR chapter I, subchapter N or O. See instructions and 40 CFR 122.21(e)(3).

This page intentionally left blank.

EPA Identification Number	NPDES Permit Number	Facility Name	Outfall Number
110044303857	AL0022578	Valley Creek WWTP	001S

Form Approved 03/05/19
OMB No. 2040-0004

TABLE C. TOXIC POLLUTANTS, CERTAIN HAZARDOUS SUBSTANCES, AND ASBESTOS (40 CFR 122.26(c)(1)(i)(E)(4) and 40 CFR 122.21(g)(7)(vi)(B) and (vii))[1]

List each pollutant shown in Exhibits 2F–2, 2F–3, and 2F–4 that you know or have reason to believe is present. Complete one table for each outfall. See the instructions for additional details and requirements.

Pollutant and CAS Number (if available)	Maximum Daily Discharge (specify units)		Average Daily Discharge (specify units)		Number of Storm Events Sampled	Source of Information (new source/new dischargers only; use codes in instructions)
	Grab Sample Taken During First 30 Minutes	Flow-Weighted Composite	Grab Sample Taken During First 30 Minutes	Flow-Weighted Composite		
Total Residual Chlorine	.09 mg/l		.09 mg/l		1	
Total Nitrate-Nitrite	.049 mg/l	.50 mg/l	.049 mg/l	.50 mg/l	1	
Total Nitrogen, N	3.47 mg/l	3.17 mg/l	3.47 mg/l	3.17 mg/l	1	
Oil and Grease	< 1.4 mg/l		< 1.4 mg/l		1	
Phosphorus as P, Total	1.35 mg/l	1.49 mg/l	1.35 mg/l	1.49 mg/l	1	

[1] Sampling shall be conducted according to sufficiently sensitive test procedures (i.e., methods) approved under 40 CFR 136 for the analysis of pollutants or pollutant parameters or required under 40 CFR chapter I, subchapter N or O. See instructions and 40 CFR 122.21(e)(3).

This page intentionally left blank.

EPA Identification Number	NPDES Permit Number	Facility name	Outfall Number
110044303857	AL0022578	Valley Creek WWTP	001S

Form Approved 03/05/19
OMB No. 2040-0004

TABLE D. STORM EVENT INFORMATION (40 CFR 122.26(c)(1)(i)(E)(6))

Provide data for the storm event(s) that resulted in the maximum daily discharges for the flow-weighted composite sample.

Date of Storm Event	Duration of Storm Event (in hours)	Total Rainfall During Storm Event (in inches)	Number of Hours Between Beginning of Storm Measured and End of Previous Measurable Rain Event	Maximum Flow Rate During Rain Event (in gpm or specify units)	Total Flow from Rain Event (in gallons or specify units)
08/01/2018	6 Hours	1.1 inches	24 Hours	30 gal/min	203,696 gallons

Provide a description of the method of flow measurement or estimate.

A stopwatch was used to measure the time to fill a a gallon container to estimate flow rate during sample collection and rain gauge to measure total inches of rain .

Total Flow = $\frac{1.1 \text{ inches}}{12 \text{ in/ft}}$ = (0.917 in per/ft X 296,149 sq.ft) = 27,155 cu/ft X 7.5 gla/cu ft = 203,969 gal

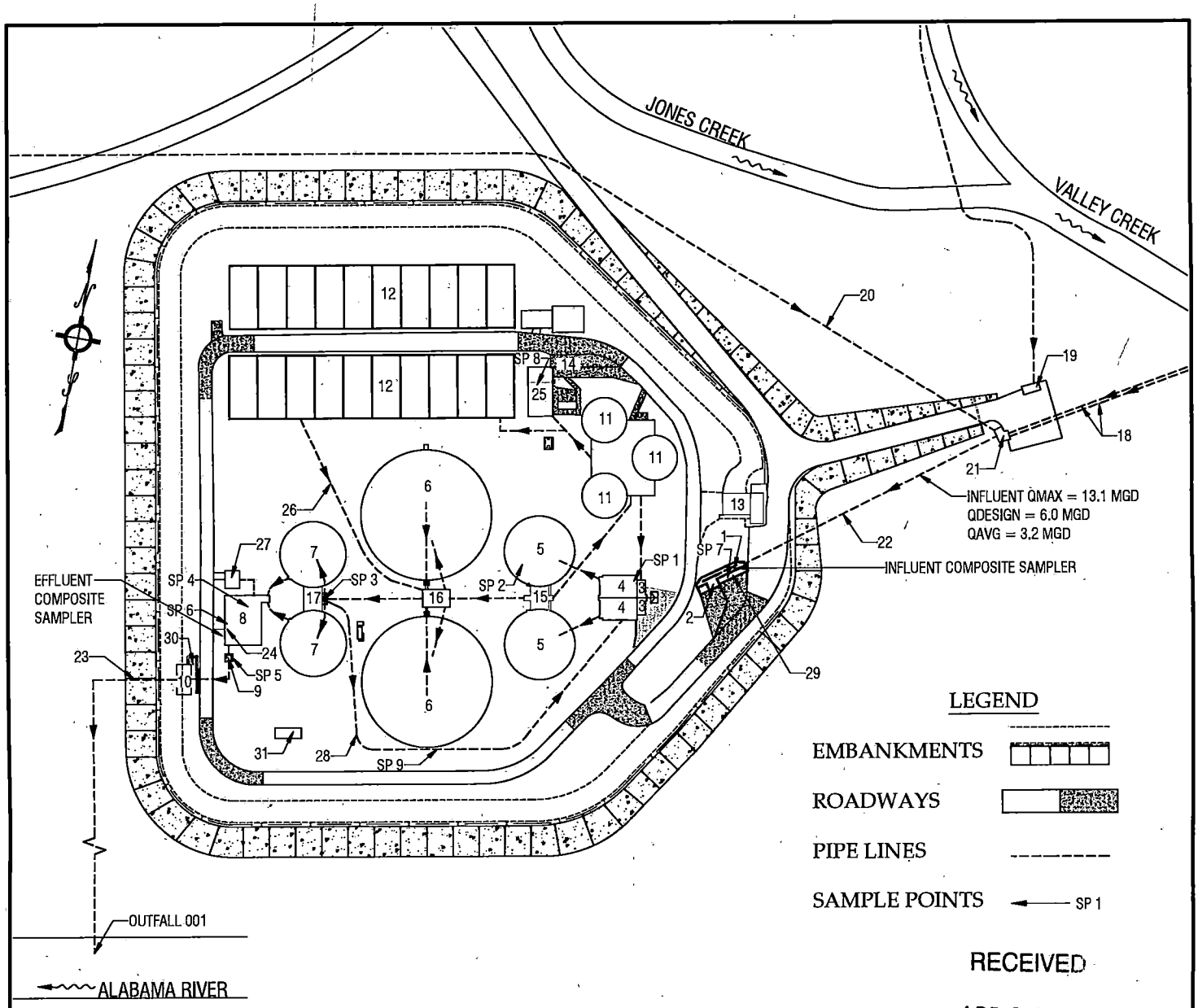

RECEIVED
APR 21 2022
MUNICIPAL SECTION

PROCESS FLOW DIAGRAM

1. BAR SCREEN
2. GRIT SEPARATOR
3. AERATED GRIT CHAMBERS
4. PRE-AERATION TANKS
5. PRIMARY CLARIFIERS
6. TRICKLING FILTERS
7. SECONDARY CLARIFIERS
8. CHLORINE CONTACT CHAMBER
9. PARSHALL FLUME
10. EFFLUENT PUMPING STATION
11. SLUDGE DIGESTION TANKS
12. SLUDGE DRYING BEDS
13. ADMINISTRATIVE BUILDING
14. LIQUID SLUDGE LOADING STAND
15. PRIMARY SLUDGE PUMPS AND AERATION BLOWERS
16. RE-CIRCULATING PUMPS
17. SECONDARY SLUDGE PUMPS
18. TWIN BARREL INVERTED SIPHON FROM WATER STREET
19. VALLEY CREEK PUMPING STATION AND FORCE MAIN
20. FORCE MAIN FROM WILLOW DRIVE PUMPING STATION
21. JUNCTION CHAMBER
22. PLANT INFLUENT LINE
23. OUTFALL TO ALABAMA RIVER
24. DE-CHLORINATION
25. CENTRIFUGE FOR SLUDGE DRYING
26. UNDERDRAIN RETURN
27. CHLORINATION BUILDING
28. CLARIFIER RETURN
29. SEPTAGE RECEIVING STATION
30. STORM WATER DISCHARGE POINT - OUTFALL 0015
31. GENERATOR

SELMA POLLUTION CONTROL
VALLEY CREEK TREATMENT PLANT
SELMA, ALABAMA

EPA ID: 110044303857

NPDES #: AL0022578

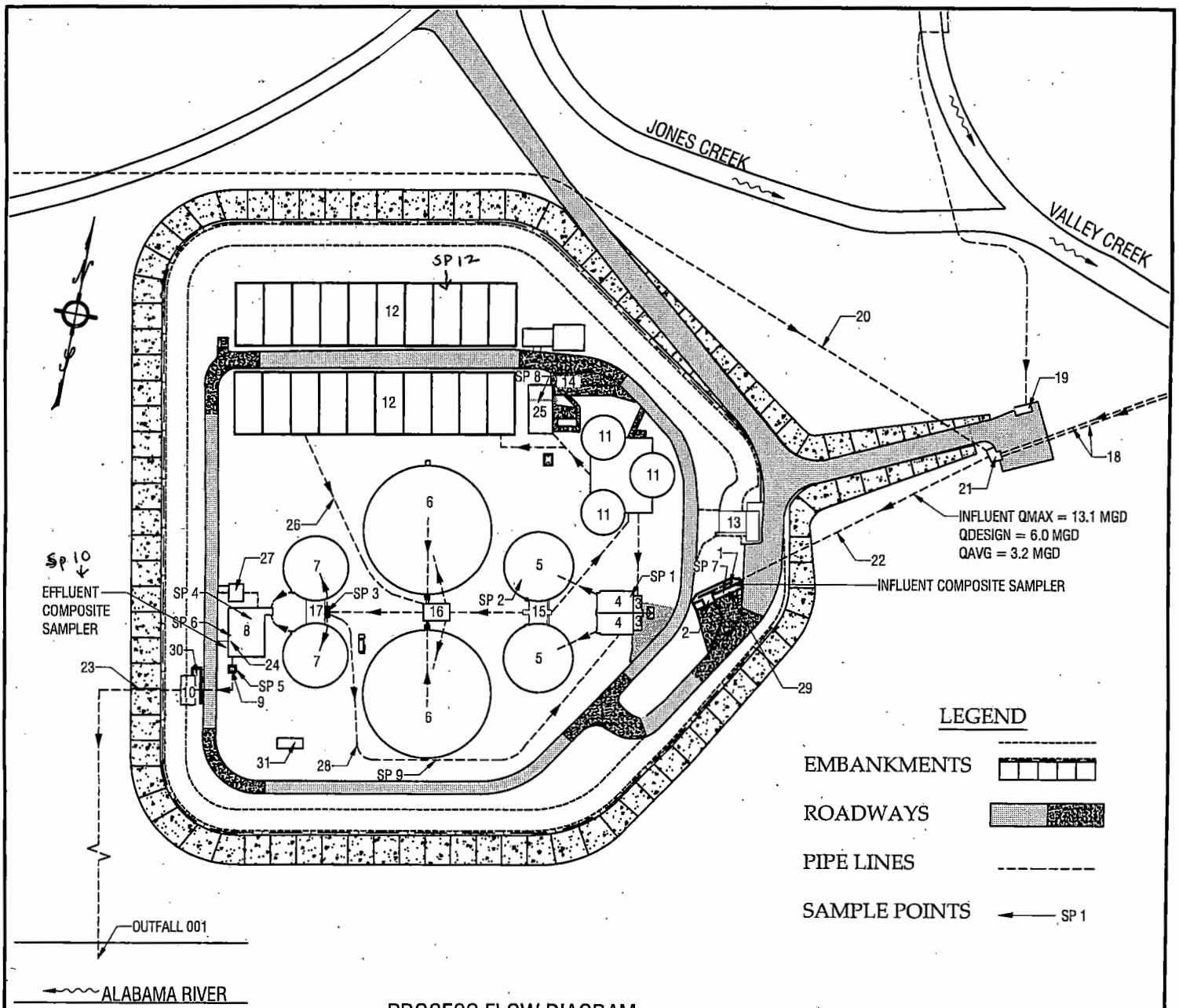

PROCESS FLOW DIAGRAM

1. BAR SCREEN
2. GRIT SEPARATOR
3. AERATED GRIT CHAMBERS
4. PRE-AERATION TANKS
5. PRIMARY CLARIFIERS
6. TRICKLING FILTERS
7. SECONDARY CLARIFIERS
8. CHLORINE CONTACT CHAMBER
9. PARSHALL FLUME
10. EFFLUENT PUMPING STATION
11. SLUDGE DIGESTION TANKS
12. SLUDGE DRYING BEDS
13. ADMINISTRATIVE BUILDING
14. LIQUID SLUDGE LOADING STAND
15. PRIMARY SLUDGE PUMPS AND AERATION BLOWERS
16. RE-CIRCULATING PUMPS
17. SECONDARY SLUDGE PUMPS
18. TWIN BARREL INVERTED SIPHON FROM WATER STREET
19. VALLEY CREEK PUMPING STATION AND FORCE MAIN
20. FORCE MAIN FROM WILLOW DRIVE PUMPING STATION
21. JUNCTION CHAMBER
22. PLANT INFLUENT LINE
23. OUTFALL TO ALABAMA RIVER
24. DE-CHLORINATION
25. CENTRIFUGE FOR SLUDGE DRYING
26. UNDERDRAIN RETURN
27. CHLORINATION BUILDING
28. CLARIFIER RETURN
29. SEPTAGE RECEIVING STATION
30. STORM WATER DISCHARGE POINT - OUTFALL 001S - SP-11
31. GENERATOR

SELMA POLLUTION CONTROL
VALLEY CREEK TREATMENT PLANT
SELMA, ALABAMA

EPA ID: 110044303857

NPDES #: AL0022578

VALLEY CREEK WWTP SELMA , ALABAMA

SAMPLE POINTS

PROCESS FLOW DIAGRAM

1. AERATION TANKS
2. PRIMARY CLARIFIER
3. SECONDARY CLARIFIER
4. CHLORINE CONTACT CHAMBER
5. PARSHALL FLUME
6. DECHLORINATION CHAMBER
7. INFLUENT COMPOSITE SAMPLER
8. CENTRIFUGE
9. CLARIFIER RETURN
10. EFFLUENT COMPOSITE SAMPLER
11. STORM WATER DICHARGE POINT
12. SLUDGE DRYING BEDS

EPA ID: 110044303857

NPDES # AL0022578

EPA ID 110044303857 **NPDES # AL0022578** **VALLEY CREEK WWTP**

Total Area of WWTP

Total area of plant, inside fence at top of berm = 9 acres or **392,040 sq/ft.**

Total area draining into treatment

Headworks	1,728 sq/ft
Primary Clarifiers	8,832 sq/ft
Trickling Filters	35,326 sq/ft
Secondary Clarifiers	3,925 sq/ft
Drying Beds	46,080 sq/ft
Total	**95,891 sq/ft**

(Total Area 392,040 sq/ft) – (95,891 sq/ft) of Area Draining into treatment process) = **296,149 sq/ft**

Impervious Areas

Roadway & Parking Area	43,720 sq/ft
Administration Building	1,275 sq/ft
Centrifuge Building	2,400 sq/ft
Maintenance Building & Shed	1,840 sq/ft
Digester Building	4,900 sq/ft
Digesters	7,125 sq/ft
Primary Clarifier Building	750 sq/ft
Trickling Filter Building	600 sq/ft
Secondary Clarifier Building	625 sq/ft
Chlorine Building	320 sq/ft
Electrical Building	400 sq/ft
Storage Building	300 sq/ft
Parts Building	300 sq/ft
Effluent Pumping Station	450 sq/ft

Total Impervious Area = 65,005 sq/ft

TTL
geotechnical • analytical • materials • environmental

3516 Greensboro Avenue
P O Drawer 1128 (35403)
Tuscaloosa, AL 35401

205.345.0816 tel
205.343.0635 fax
www.TTLINC.com

August 20, 2018

Mr. Cloyd Nutt
Valley Creek WWTP - Selma Water Works
P. O. Box 326
Selma, AL 36702-0326

RE: Valley Creek WWTP - AL0022578 - EPA Form 2F
Work Order Number: **180801020**

Dear Client:

TTL, Inc. received sample(s) and/or data on Wednesday, August 01, 2018 for the information presented in the attached report.

If you should have any questions regarding this information, please feel free to call. The work order number shown above will assist us in accessing your data more efficiently.

Thank you for the opportunity to provide these services.

Sincerely,
TTL, Inc.

Steve Martin
Senior Vice President

Attachments

TTL
geotechnical • analytical • materials • environmental

3516 Greensboro Avenue
P O Drawer 1128 (35403)
Tuscaloosa, AL 35401

205.345.0816 tel
205.343.0635 fax
www.TTLINC.com

Date: 20-Aug-18

CLIENT: Valley Creek WWTP - Selma Water Works
Project: Valley Creek WWTP - AL0022578 - EPA Form 2F
Lab Order: 180801020

CASE NARRATIVE

The samples were analyzed in general accordance with methods outlined in 40 CFR, Part 136.

TTL
geotechnical • analytical • materials • environmental

3516 Greensboro Avenue
P O Drawer 1128 (35403)
Tuscaloosa, AL 35401

205.345.0816 tel
205.343.0635 fax
www.TTLINC.com

Date: 20-Aug-18

CLIENT: Valley Creek WWTP - Selma Water Works **Lab Order:** 180801020
Project: Valley Creek WWTP - AL0022578 - EPA Form 2F

Lab ID: 180801020-001 **Collection Date:** 08/01/2018 6:30
Client Sample ID: Effluent - Grab from 1st 20 Minutes **Matrix:** Aqueous

Analyses	Result	Limit	Units	DF	Date Analyzed
BOD, 5 DAY, 20°C		**M5210 B-2001**	Prep:(M5210 B-2	08/02/2018 6:00	Analyst: **KMC**
Biochemical Oxygen Demand	7.2	2.0	mg/L	1	08/02/2018 6:00
CBOD, 5 DAY, 20°C		**M5210 B-2001**	Prep:(M5210 B-2	08/02/2018 6:00	Analyst: **KMC**
Carbonaceous Biochemical Oxygen Demand	6.7	2.0	mg/L	1	08/02/2018 6:00
CHEMICAL OXYGEN DEMAND		**M5220 D**	Prep:		Analyst: **TLM**
Chemical Oxygen Demand	88.7	5.0	mg/L	1	08/03/2018 8:00
TOTAL NITROGEN		**M4500-N Calc**	Prep:		Analyst: **MLJ**
Total Nitrogen, as N	3.47	0.05	mg/L	1	08/20/2018 7:40
AMMONIA AS N		**M4500-NH3 BG 1997**	Prep:		Analyst: **KMC**
Nitrogen, Ammonia as N	0.05	0.05	mg/L	1	08/09/2018 13:03
NITRITE BY SPECTROPHOTOMETER		**M4500-NO2 B**	Prep:		Analyst: **TRT**
Nitrogen, Nitrite, as NO2-N	< 0.10	0.10	mg/L	1	08/02/2018 10:26
TOTAL NO2-NO3 AND NO3 BY SPECTRO		**M4500-NO3 F**	Prep:		Analyst: **KMC**
Total Nitrate-Nitrite, mg/L as N	0.49	0.10	mg/L	1	08/01/2018 17:11
Nitrogen, Nitrate, as NO3-N	0.49	0.10	mg/L	1	08/01/2018 17:11
OIL AND GREASE BY 1664A		**E1664A**	Prep:		Analyst: **JTL**
Oil and Grease	< 1.4	1.4	mg/L	1	08/07/2018 5:00
PHOSPHORUS, TOTAL		**M4500-P B5 H**	Prep:		Analyst: **KMC**
Phosphorus as P	1.35	0.50	mg/L	10	08/02/2018 9:41
TOTAL KJELDAHL NITROGEN		**M4500-Norg B G**	Prep:		Analyst: **KMC**
Nitrogen, Kjeldahl, Total as N	2.98	0.05	mg/L	1	08/10/2018 15:49
TOTAL SUSPENDED SOLIDS		**USGS3765**	Prep:		Analyst: **AEB**
Total Suspended Solids	13	1	mg/L	1	08/02/2018 11:00

Copyright ©2018 TTL, Inc. All rights reserved.

All information (written or electronic) from TTL concerning TTL's work is for the sole use and reliance of TTL's Client. TTL intends no third party beneficiaries (express or implied) and copies of such information received by any third parties are NOT for reliance unless TTL first receives a signed Secondary Client Agreement from the third party.

TTL
geotechnical • analytical • materials • environmental
3516 Greensboro Avenue
P O Drawer 1128 (35403)
Tuscaloosa, AL 35401
205.345.0816 tel
205.343.0635 fax
www.TTLINC.com

Date: 20-Aug-18

CLIENT: Valley Creek WWTP - Selma Water Works **Lab Order:** 180801020
Project: Valley Creek WWTP - AL0022578 - EPA Form 2F

Lab ID: 180801020-002 **Collection Date:** 08/01/2018 13:00
Client Sample ID: Effluent - Flow Wtd Composite **Matrix:** Aqueous

Analyses	Result	Limit	Units	DF	Date Analyzed
BOD, 5 DAY, 20°C		**M5210 B-2001**	Prep:(M5210 B-2	08/02/2018 6:00	Analyst: **KMC**
Biochemical Oxygen Demand	8.4	2.0	mg/L	1	08/02/2018 6:00
CBOD, 5 DAY, 20°C		**M5210 B-2001**	Prep:(M5210 B-2	08/02/2018 6:00	Analyst: **KMC**
Carbonaceous Biochemical Oxygen Demand	7.5	2.0	mg/L	1	08/02/2018 6:00
CHEMICAL OXYGEN DEMAND		**M5220 D**	Prep:		Analyst: **TLM**
Chemical Oxygen Demand	82.9	5.0	mg/L	1	08/03/2018 8:00
TOTAL NITROGEN		**M4500-N Calc**	Prep:		Analyst: **MLJ**
Total Nitrogen, as N	3.17	0.05	mg/L	1	08/20/2018 7:40
AMMONIA AS N		**M4500-NH3 BG 1997**	Prep:		Analyst: **KMC**
Nitrogen, Ammonia as N	0.10	0.05	mg/L	1	08/09/2018 13:04
NITRITE BY SPECTROPHOTOMETER		**M4500-NO2 B**	Prep:		Analyst: **TRT**
Nitrogen, Nitrite, as NO2-N	< 0.10	0.10	mg/L	1	08/02/2018 10:26
TOTAL NO2-NO3 AND NO3 BY SPECTRO		**M4500-NO3 F**	Prep:		Analyst: **KMC**
Total Nitrate-Nitrite, mg/L as N	0.50	0.10	mg/L	1	08/01/2018 17:18
Nitrogen, Nitrate, as NO3-N	0.50	0.10	mg/L	1	08/01/2018 17:18
PHOSPHORUS, TOTAL		**M4500-P B5 H**	Prep:		Analyst: **KMC**
Phosphorus as P	1.49	0.50	mg/L	10	08/02/2018 9:49
TOTAL KJELDAHL NITROGEN		**M4500-Norg B G**	Prep:		Analyst: **KMC**
Nitrogen, Kjeldahl, Total as N	2.67	0.05	mg/L	1	08/10/2018 15:50
TOTAL SUSPENDED SOLIDS		**USGS3765**	Prep:		Analyst: **AEB**
Total Suspended Solids	12	1	mg/L	1	08/02/2018 11:00

Copyright ©2018 TTL, Inc. All rights reserved.

All information (written or electronic) from TTL concerning TTL's work is for the sole use and reliance of TTL's Client. TTL intends no third party beneficiaries (express or implied) and copies of such information received by any third parties are NOT for reliance unless TTL first receives a signed Secondary Client Agreement from the third party.

TTL
geotechnical • analytical • materials • environmental
3516 Greensboro Avenue
P.O. Drawer 1128 (35403)
Tuscaloosa, AL 35401
205.345.0816 tel
205.343.0635 fax
www.TTLINC.com

Date: 20-Aug-18

CLIENT: Valley Creek WWTP - Selma Water Works **Lab Order:** 180801020
Project: Valley Creek WWTP - AL0022578 - EPA Form 2F

Lab ID: 180801020-003 **Collection Date:** 08/01/2018 9:15
Client Sample ID: Field Readings **Matrix:** Aqueous

Analyses	Result	Limit	Units	DF	Date Analyzed
CHLORINE, TOTAL RESIDUAL		**M4500-CL G**	Prep:		Analyst: **Client**
Total Residual Chlorine	0.09	0.01	mg/L	1	08/01/2018 9:18
PH IN THE FIELD		**M4500-HB**	Prep:		Analyst: **Client**
pH	5.40	0	pH Units	1	08/01/2018 9:15
TEMPERATURE, DEGREES C		**M2550 B**	Prep:		Analyst: **Client**
Temperature	25.0	0	°C	1	08/01/2018 9:21

Lab ID: 180801020-004 **Collection Date:** 08/01/2018 9:21
Client Sample ID: E-Coli **Matrix:** Aqueous

Analyses	Result	Limit	Units	DF	Date Analyzed
WASTEWATER-E.COLI		**SM9223B**	Prep:		Analyst: **MMC**
E Coli	3400	1	MPN/100ml	1	08/01/2018 12:35

Copyright ©2018 TTL, Inc. All rights reserved.

All information (written or electronic) from TTL concerning TTL's work is for the sole use and reliance of TTL's Client. TTL intends no third party beneficiaries (express or implied) and copies of such information received by any third parties are NOT for reliance unless TTL first receives a signed Secondary Client Agreement from the third party.

TTL LIMS Chain of Custody Form

Sheet 1 of 1

OH

Client: Valley Creek WWTP - Selma Water Works
Contact: Mr. Cloyd Nutt
Mailing Address: P. O. Box 326
City, State, Zip: Selma, AL 36702-0326
Phone No.: 334-872-5048
Sampled By: Jeff Mitt - Rusty Brown - Client
Project ID: VC - EPA 2F - 2017
Project Name: Valley Creek WWTP - AL0022578 - EPA Form 2F

TTL WORK ORDER NUMBER **180801 020**

Composite Sample Info

Sample: Grab + Composite
Start: 8/1/18 6:30 (DATE/TIME)
End: 8/1/18 9:10 (DATE/TIME)

Sample:
Start: (DATE/TIME)
End: (DATE/TIME)

Sample Security Requirements

1. Condition of Contents: Good
2. Sealed for Shipping By: Gina Rivers
3. Initial Contents Temp.: 6 °C Seal Applied Yes ✓ No
4. Custody Seal Intact Upon Receipt by Laboratory: Yes No
5. Condition of Contents: Good Ice
6. Comments: 1° Ceptns
7. Reporting Status: Routine; ; Rush By* (*SURCHARGES MAY APPLY)
8. Client P.O. #

Date	Time	Sample ID/Description	Sample Type	Sample Method	Sample Containers		Analysis Parameters
8/1/18	6:30	Effluent - Grab from 1st 20 Minutes	Aqueous	GRAB	1	QT PLNP	BOD5_PREP, BOD5, BODC5, NO2, TSS_RESIDUE
8/1/18	6:36	Effluent - Grab from 1st 20 Minutes	Aqueous	GRAB	1	PT PL H2SO4	COD, N_TW, NH3-N, NT-NO3, P_TW, TKN_WW
8/1/18	6:30	Effluent - Grab from 1st 20 Minutes	Aqueous	GRAB	1	1LWMOG H2SO4	O&G 1664
8/1/18	7:30	Effluent - Flow Wtd Composite	Aqueous	COMP24	1	QT PLNP	BOD5_PREP, BOD5, BODC5, NO2, TSS_RESIDUE
8/1/18	7:30	Effluent - Flow Wtd Composite	Aqueous	COMP24	1	PT PL H2SO4	COD, N_TW, NH3-N, NT-NO3, P_TW, TKN_WW
8/1/18	9:15	Field Readings	Aqueous	FP	0	FIELD	CL2_FIELD
8/1/18	9:18	Field Readings	Aqueous	FP	0	FIELD	PH_FIELD
8/1/18	9:20	Field Readings	Aqueous	FP	0	FIELD	TEMP_C
8/1/18	9:21	E-Coli (Analysis performed by Client)	Aqueous	GRAB	2	BACT	E-COLI_WW

CUSTODY TRANSFERS

	Relinquished by: (signed) Date/Time	Received by (signed) Date/Time
1	9:15 8/1/18	9:15 8/1/18
2	10:30 8/1/18	10:30 8/1/18
3	11:55 8-1-18	
4		

SHIPPING DETAILS

Air Bill #:
Method of Shipment:
Received By Lab: Delivers
Date/Time: 8-1-18 11:55

STORMWATER FORM 2F SAMPLING INSTRUCTIONS

All samples shall be collected from the discharge resulting from a storm event that is greater than 0.1 inches and at least 72 hours from the previously measurable (greater than 0.1 inch rainfall) storm event. Where feasible, the variance in the duration of the event and the total rainfall of the event should not exceed 50 percent from the average or median rainfall event in that area.

1) Initial grab samples must be taken within the first 30 minutes of discharge
   a) There will be a complete set of bottles that must be filled. This includes fecal coliform or E. coli that has an 8 hr holding time.
   b) Must also collect a 1-gallon bottle (for the flow-weighted composite).
   c) Measure and record the flow
   d) Record the date and time of this sample
   e) Measure and record any field parameters (pH, TRC, DO, Temp)
2) A series of grab samples are then collected during the rain event so that a flow-weighted composite can be made in the laboratory.
   a) The initial grab sample above will be considered Grab 1
   b) Collect additional 1-gallon samples every 20 minutes for up to three hours. (May be fewer samples if the flow ends but must be at least three total) There may be up to 10 total samples.
   c) Measure and record the flow **for each sample**
   d) Record the date and time **for each sample**
3) Ice samples and deliver to lab right away.

	DATE	TIME	FLOW
Initial Grab Sample	8/1/18	6:30	24 gal/min
Grab 2	8/1/18	6:50	24 gal/min
Grab 3	8/1/18	7:10	21 gal/min
Grab 4	8/1/18	7:30	18 gal/min
Grab 5	8/1/18	7:50	18 gal/min
Grab 6	8/1/18	8:10	18 gal/min
Grab 7	8/1/18	8:30	30 gal/min
Grab 8	8/1/18	8:50	30 gal/min
Grab 9	8/1/18	9:10	30 gal/min
Grab 10			

Field Parameters	DATE	TIME	RESULT/ANALYST INITIALS	
pH	8/1/18	9:15	5.4	RB
TRC	8/1/18	9:18	.09	RB
DO	8/1/18	9:20	7.2	RB
Temp	8/1/18	9:21	77°	RB
Sulfite				

Grabs Relinquished by: (sign/date/time) [signature] 9:20 8/1/18

Received by: (sign/date/time) [signature] 9:20 8/1/18

STORMWATER FLOW WEIGHTED COMPOSITE WORKSHEET

Client: **Selma Valley Creek** **Site:**

Flow by Volume Fill Rate **Compositor:** TTL\SGH **Date:8/1/18**

Sample #1
Date/Time: low Interval Time (min): 20
Collection Time:
FLOW In GPM= 24

Sample #2
Date/Time: low Interval Time (min): 20
Collection Time:
FLOW In GPM= 24

Sample #3
Date/Time: low Interval Time (min): 20
Collection Time:
FLOW In GPM= 21

Sample #4
Date/Time: low Interval Time (min): 20
Collection Time:
FLOW In GPM= 18

Sample #5
Date/Time: low Interval Time (min): 20
Collection Time:
FLOW In GPM= 18

Sample #6
Date/Time: low Interval Time (min): 20
Collection Time:
FLOW In GPM= 18

Sample #7
Date/Time: low Interval Time (min): 20
Collection Time:
FLOW In GPM= 30

Sample #8
Date/Time: low Interval Time (min): 20
Collection Time:
FLOW In GPM= 30

Sample #9
Date/Time: low Interval Time (min): 20
Collection Time:
FLOW In GPM= 30

Sample #10
Date/Time: low Interval Time (min): 20
Collection Time:
FLOW In

Total Flow of Intervals: 213

Proportion of Total Flow		Tot Volume in mL	
Sample #1	0.113		426
Sample #2	0.113		426
Sample #3	0.099		373
Sample #4	0.085		320
Sample #5	0.085		320
Sample #6	0.085		320
Sample #7	0.141		533
Sample #8	0.141		533
Sample #9	0.141		533
Sample #10	0.000		0
Total:	**1.00**	Total:	**3785**

Total Volume:
1 Gallon
1 Gallon = 3785 mL

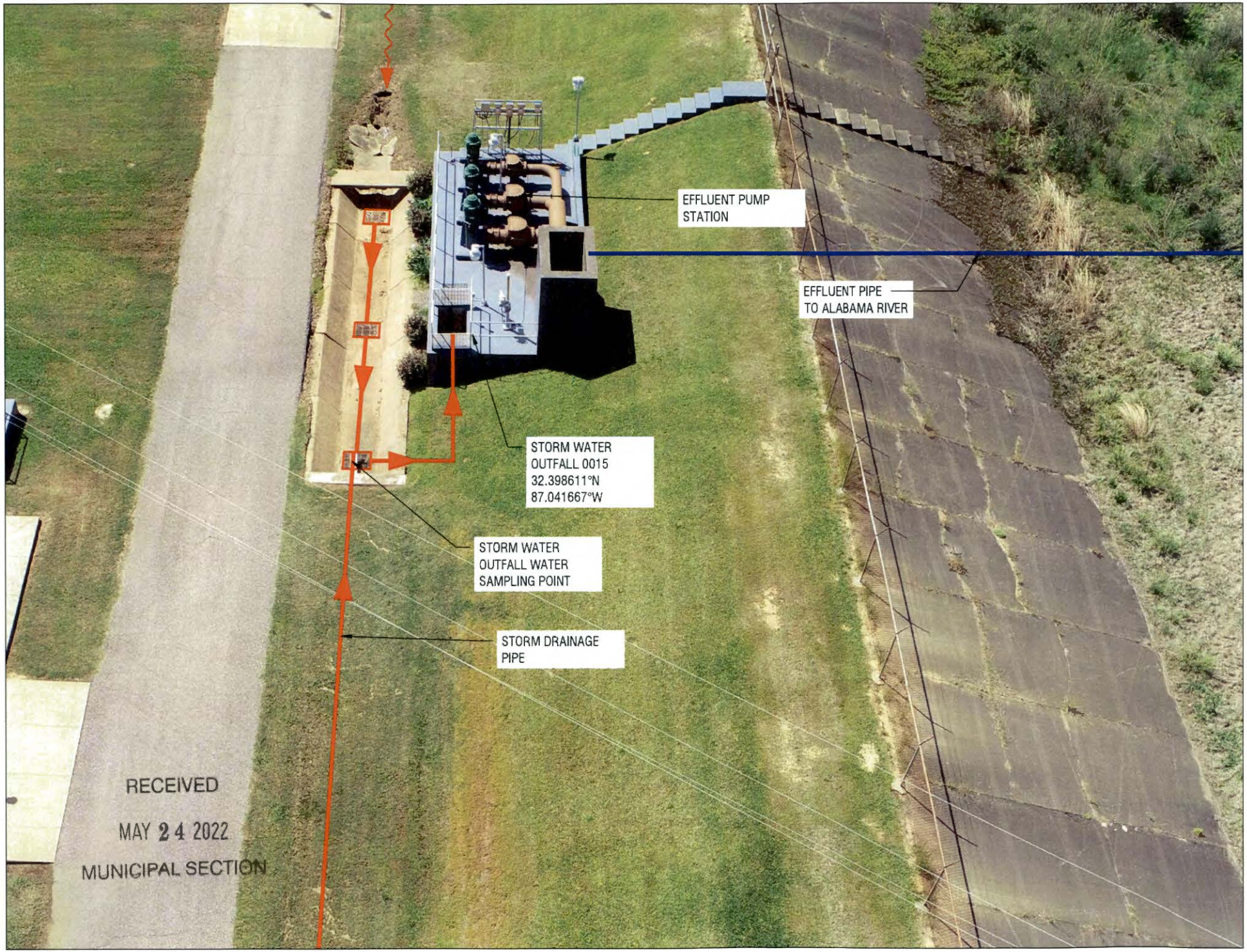

RECEIVED
MAY 24 2022
MUNICIPAL SECTION

Topographic Map - Valley Creek WWTP

scale: 1" = 1/2 mile

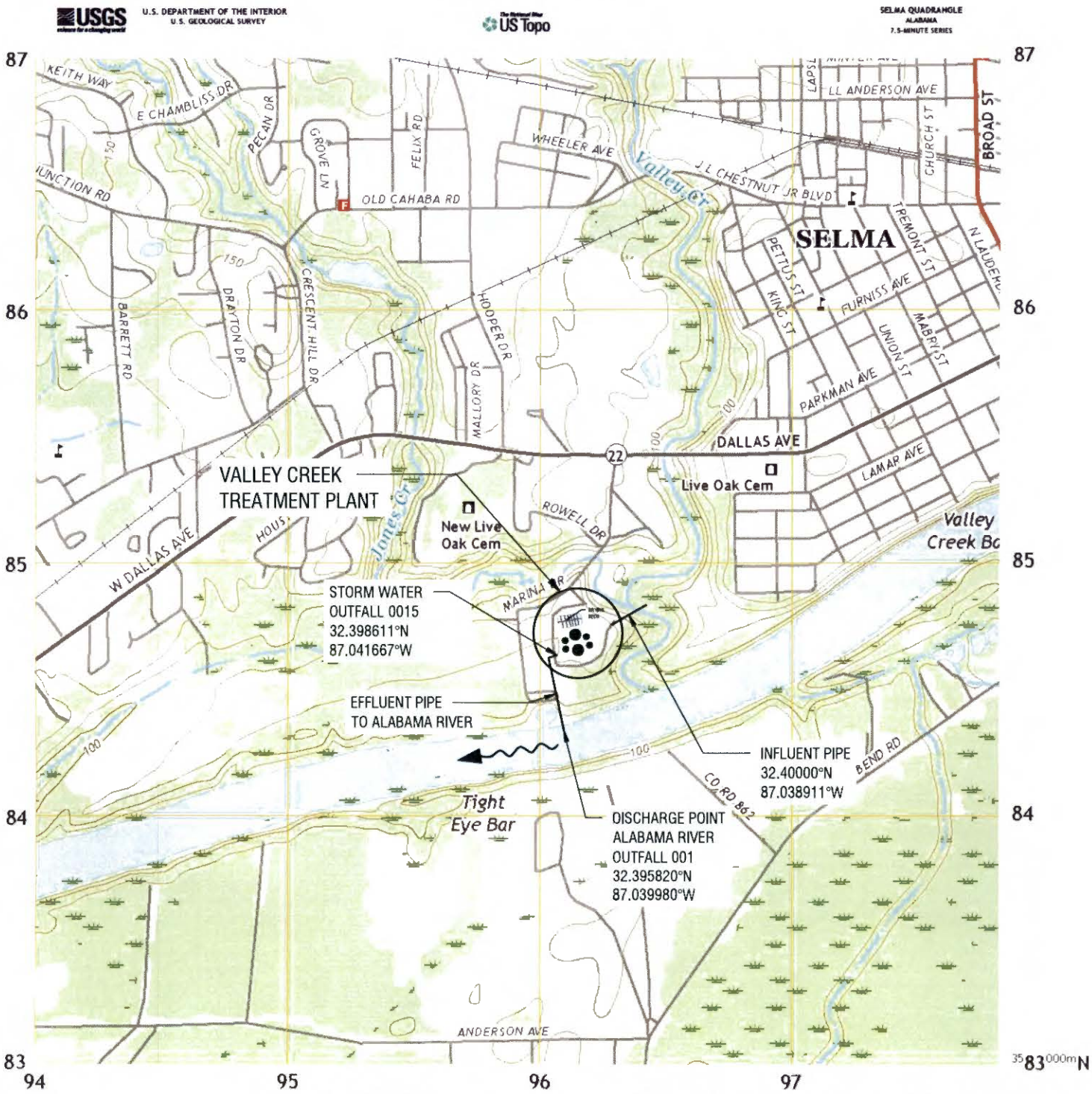

RECEIVED

MAY 24 2022

MUNICIPAL SECTION

THE STORM WATER FLOWS VIA STORM DRAINAGE PIPES OR OPEN DITCHES TO THE EFFLUENT PUMPING STATION (OUTFALL 0015). FROM THERE IT IS COMBINED WITH THE WASTEWATER TREATMENT PLANT EFFLUENT AND DISCHARGED INTO THE ALABAMA RIVER (OUTFALL 001) VIA THE EFFLUENT PIPE. THE STORM WATER AND THE EFFLUENT DISCHARGE ARE SAMPLED SEPARATELY.

Produced by the United States Geological Survey
North American Datum of 1983 (NAD83)
World Geodetic System of 1984 (WGS84). Projection and 1 000-meter grid:Universal Transverse Mercator, Zone 16S
This map is not a legal document. Boundaries may be generalized for this map scale. Private lands within government reservations may not be shown. Obtain permission before entering private lands.

Imagery.....NAIP, June 2015 - November 2015
Roads..... U.S. Census Bureau, 2017
Names.....GNIS, 1980 - 2018
Hydrography.....National Hydrography Dataset, 2003
Contours.....National Elevation Dataset, 2007 - 2018
Boundaries.....Multiple sources; see metadata file 2014 - 2016
Public Land Survey System.....BLM, 2015
Wetlands.....FWS National Wetlands Inventory 1981

ROAD CLASSIFICATION

Expressway — Local Connector
Secondary Hwy — Local Road
Ramp — 4WD

Interstate Route — US Route — State Route

EPA Identification Number	NPDES Permit Number	Facility Name
110044303857	AL0022578	Valley Creek WWTP

Form Approved 03/05/19
OMB No. 2040-0004

Form 2S NPDES

EPA

U.S Environmental Protection Agency
Application for NPDES Permit for Sewage Sludge Management
NEW AND EXISTING TREATMENT WORKS TREATING DOMESTIC SEWAGE

PRELIMINARY INFORMATION

Does your facility currently have an effective NPDES permit or have you been directed by your NPDES permitting authority to submit a full Form 2S permit application?

☑ Yes ➔ Complete Part 2 of application package (begins p. 7). ☐ No ➔ Complete Part 1 of application package (below).

PART 1 — LIMITED BACKGROUND INFORMATION (40 CFR 122.21(c)(2)(ii))

Complete this part only if you are a "sludge-only" facility (i.e., a facility that does not currently have, and is not applying for, an NPDES permit for a direct discharge to a surface body of water).

PART 1, SECTION 1. FACILITY INFORMATION (40 CFR 122.21(c)(2)(ii)(A))

Facility Information

1.1 Facility name

Mailing address (street or P.O. box)

City or town		State	ZIP code
Contact name (first and last)	Title	Phone number	Email address

Location address (street, route number, or other specific identifier) ☐ Same as mailing address

City or town	State	ZIP code

1.2 **Ownership Status**

☐ Public—federal ☐ Public—state ☐ Other public (specify)_____
☐ Private ☐ Other (specify) _____

PART 1, SECTION 2. APPLICANT INFORMATION (40 CFR 122.21(c)(2)(ii)(B))

Applicant Information

2.1 Is applicant different from entity listed under Item 1.1 above?
☐ Yes ☐ No ➔ SKIP to Item 2.3 (Part 1, Section 2).

2.2 Applicant name

Applicant address (street or P.O. box)

City or town		State	ZIP code
Contact name (first and last)	Title	Phone number	Email address

2.3 Is the applicant the facility's owner, operator, or both? (Check only one response.)
☐ Owner ☐ Operator ☐ Both

2.4 To which entity should the NPDES permitting authority send correspondence? (Check only one response.)
☐ Facility ☐ Applicant ☐ Facility and applicant (they are one and the same)

PART 1, SECTION 3. SEWAGE SLUDGE AMOUNT (40 CFR 122.21(c)(2)(ii)(D))

Sewage Sludge Amount

3.1 Provide the total dry metric tons per the latest 365-day period of sewage sludge generated, treated, used, and disposed of:

Practice	Dry Metric Tons per 365-Day Period
Amount generated at the facility	
Amount treated at the facility	
Amount used (i.e., received from off site) at the facility	
Amount disposed of at the facility	

RECEIVED
APR 02 2021
MUNICIPAL BRANCH

RECEIVED
APR 02 2021
IND/MUN BRANCH

EPA Identification Number	NPDES Permit Number	Facility Name
110044303857	AL0022578	Valley Creek WWTP

Form Approved 03/05/19
OMB No. 2040-0004

PART 1, SECTION 4. POLLUTANT CONCENTRATIONS (40 CFR 122.21(c)(2)(ii)(E))

Pollutant Concentrations

4.1 Using the table below or a separate attachment, provide existing sewage sludge monitoring data for the pollutants for which limits in sewage sludge have been established in 40 CFR 503 for your facility's expected use or disposal practices. If available, base data on three or more samples taken at least one month apart and no more than 4.5 years old.

☐ Check here if you have provided a separate attachment with this information.

Pollutant	Concentration (mg/kg dry weight)	Analytical Method	Detection Level for Analysis
Arsenic			
Cadmium			
Chromium			
Copper			
Lead			
Mercury			
Molybdenum			
Nickel			
Selenium			
Zinc			
Other (specify) _____			
Other (specify) _____			
Other (specify) _____			
Other (specify) _____			
Other (specify) _____			
Other (specify) _____			
Other (specify) _____			
Other (specify) _____			
Other (specify) _____			

EPA Identification Number	NPDES Permit Number	Facility Name
110044303857	AL0022578	Valley Creek WWTP

Form Approved 03/05/19
OMB No. 2040-0004

PART 1, SECTION 5. TREATMENT PROVIDED AT YOUR FACILITY (40 CFR 122.21(c)(2)(ii)(C))

Treatment Provided at Your Facility

5.1 For each sewage sludge use or disposal practice, indicate the amount of sewage sludge used or disposed of, the applicable pathogen class and reduction alternative, and the applicable vector attraction reduction option. Attach additional pages, as necessary.

Use or Disposal Practice (check one)	Amount (dry metric tons)	Pathogen Class and Reduction Alternative	Vector Attraction Reduction Option
☐ Land application of bulk sewage ☐ Land application of biosolids (bulk) ☐ Land application of biosolids (bags) ☐ Surface disposal in a landfill ☐ Other surface disposal ☐ Incineration		☐ Not applicable ☐ Class A, Alternative 1 ☐ Class A, Alternative 2 ☐ Class A, Alternative 3 ☐ Class A, Alternative 4 ☐ Class A, Alternative 5 ☐ Class A, Alternative 6 ☐ Class B, Alternative 1 ☐ Class B, Alternative 2 ☐ Class B, Alternative 3 ☐ Class B, Alternative 4 ☐ Domestic septage, pH adjustment	☐ Not applicable ☐ Option 1 ☐ Option 2 ☐ Option 3 ☐ Option 4 ☐ Option 5 ☐ Option 6 ☐ Option 7 ☐ Option 8 ☐ Option 9 ☐ Option 10 ☐ Option 11

5.2 For each of the use and disposal practices specified in Item 5.1, identify the treatment process(es) used at your facility to reduce pathogens in sewage sludge or reduce the vector attraction properties of sewage sludge. (Check all that apply.)

- ☐ Preliminary operations (e.g., sludge grinding and degritting)
- ☐ Thickening (concentration)
- ☐ Stabilization
- ☐ Anaerobic digestion
- ☐ Composting
- ☐ Conditioning
- ☐ Disinfection (e.g., beta ray irradiation, gamma ray irradiation, pasteurization)
- ☐ Dewatering (e.g., centrifugation, sludge drying beds, sludge lagoons)
- ☐ Heat drying
- ☐ Thermal reduction
- ☐ Methane or biogas capture and recovery
- ☐ Other (specify) _____

PART 1, SECTION 6. SEWAGE SLUDGE SENT TO OTHER FACILITIES (40 CFR 122.21(c)(2)(ii)(C))

Sewage Sludge Sent to Other Facilities

6.1 Does the sewage sludge from your facility meet the ceiling concentrations in Table 1 of 40 CFR 503.13, the pollutant concentrations in Table 3 of 40 CFR 503.13, Class A pathogen reduction requirements at 40 CFR 503.32(a), *and* one of the vector attraction reduction requirements at 40 CFR 503.33(b)(1)–(8)?

☐ Yes ➔ SKIP to Part 1, Section 8 (Certification). ☐ No

6.2 Is sewage sludge from your facility provided to another facility for treatment, distribution, use, or disposal?

☐ Yes ☐ No ➔ SKIP to Part 1, Section 7.

6.3

Receiving facility name			
Mailing address (street or P.O. box)			
City or town		State	ZIP code
Contact name (first and last)	Title	Phone number	Email address

6.4 Which activities does the receiving facility provide? (Check all that apply.)

- ☐ Treatment or blending
- ☐ Sale or give-away in bag or other container
- ☐ Land application
- ☐ Surface disposal
- ☐ Incineration
- ☐ Other (describe)
- ☐ Composting

EPA Identification Number	NPDES Permit Number	Facility Name
110044303857	AL0022578	Valley Creek WWTP

Form Approved 03/05/19
OMB No. 2040-0004

PART 1, SECTION 7. USE AND DISPOSAL SITES (40 CFR 122.21(c)(2)(ii)(C))

Use and Disposal Sites

Provide the following information for each site on which sewage sludge from this facility is used or disposed of.

☐ Check here if you have provided separate attachments with this information.

7.1

Site name or number			
Mailing address (street or P.O. box)			
City or town		State	ZIP code
Contact name (first and last)	Title	Phone number	Email address
Location address (street, route number, or other specific identifier)			☐ Same as mailing address
City or town		State	ZIP code
County		County code	☐ Not available

7.2 Site type (check all that apply)

☐ Agricultural	☐ Lawn or home garden	☐ Forest
☐ Surface disposal	☐ Public contact	☐ Incineration
☐ Reclamation	☐ Municipal solid waste landfill	☐ Other (describe)

PART 1, SECTION 8. CHECKLIST AND CERTIFICATION STATEMENT (40 CFR 122.22(a) and (d))

Checklist and Certification Statement

8.1 In Column 1 below, mark the sections of Form 2S, Part 1, that you have completed and are submitting with your application. For each section, specify in Column 2 any attachments that you are enclosing to alert the permitting authority. Note that not all applicants are required to provide attachments.

Column 1	Column 2
☐ Section 1: Facility Information	☐ w/ attachments
☐ Section 2: Applicant Information	☐ w/ attachments
☐ Section 3: Sewage Sludge Amount	☐ w/ attachments
☐ Section 4: Pollutant Concentrations	☐ w/ attachments
☐ Section 5: Treatment Provided at Your Facility	☐ w/ attachments
☐ Section 6: Sewage Sludge Sent to Other Facilities	☐ w/ attachments
☐ Section 7: Use and Disposal Sites	☐ w/ attachments
☐ Section 8: Checklist and Certification Statement	

Checklist and Certification Statement Continued			
8.2	**Certification Statement** *I certify under penalty of law that this document and all attachments were prepared under my direction or supervision in accordance with a system designed to assure that qualified personnel properly gather and evaluate the information submitted. Based on my inquiry of the person or persons who manage the system, or those persons directly responsible for gathering the information, the information submitted is, to the best of my knowledge and belief, true, accurate, and complete. I am aware that there are significant penalties for submitting false information, including the possibility of fine and imprisonment for knowing violations.*		
	Name (print or type first and last name)	Official title	Phone number
	Signature		Date signed

PART 1 APPLICANTS STOP HERE.

Submit completed application package to your NPDES permitting authority.

This page intentionally left blank.

EPA Identification Number	NPDES Permit Number	Facility Name
110044303857	AL0022578	Valley Creek WWTP

Form Approved 03/05/19
OMB No. 2040-0004

PART 2 — PERMIT APPLICATION INFORMATION (40 CFR 122.21(q))

Complete this part if you have an effective NPDES permit or have been directed by the NPDES permitting authority to submit a full permit application. In other words, complete this part if your facility has, or is applying for, an NPDES permit.
Part 2 is divided into five sections. Section 1 pertains to all applicants. The applicability of Sections 2 to 5 depends on your facility's sewage sludge use or disposal practices. See the instructions to determine which sections you are required to complete.

PART 2, SECTION 1. GENERAL INFORMATION (40 CFR 122.21(q)(1 7) AND (q)(13))

General Information

All Part 2 applicants must complete this section.

Facility Information

1.1 Facility name
Valley Creek WWTP

Mailing address (street or P.O. box)
PO BOX 326

City or town	State	ZIP code	Phone number
Selma	Alabama	36702	(334) 872-5048

Contact name (first and last)	Title	Email address
Earl Luker	Superintendent	selmawastewater@att.net

Location address (street, route number, or other specific identifier) ☐ Same as mailing address
1 Marina Drive

City or town	State	ZIP code
Selma	Alabama	36701

1.2 Is this facility a Class I sludge management facility?
☐ Yes ☑ No

1.3 **Facility Design Flow Rate** 6 million gallons per day (mgd)

1.4 **Total Population Served** 19,000

1.5 **Ownership Status**
☐ Public—federal ☐ Public—state ☑ Other public (specify) Municipal Board
☐ Private ☐ Other (specify) _____

Applicant Information

1.6 Is applicant different from entity listed under Item 1.1 above?
☑ Yes ☐ No ➔SKIP to Item 1.8 (Part 2, Section 1).

1.7 Applicant name
The Waterworks & Sewer Board of the City of Selma

Applicant mailing address (street or P.O. box)
PO Box 326

City or town	State	ZIP code
Selma	AL	36702

Contact name (first and last)	Title	Phone number	Email address
Lachune Simpson	Office Manager	(334) 431-7572	lsimpson@selmawaterwor ksandsewer.com

1.8 Is the applicant the facility's owner, operator, or both? (Check only one response.)
☐ Operator ☐ Owner ☑ Both

1.9 To which entity should the NPDES permitting authority send correspondence? (Check only one response.)
☑ Facility ☐ Applicant ☐ Facility and applicant (they are one and the same)

1.10	Facility's NPDES permit number ☐ Check here if you do not have an NPDES permit but are otherwise required to submit Part 2 of Form 2S.	
1.11	Indicate all other federal, state, and local permits or construction approvals received or applied for that regulate this facility's sewage sludge management practices below.	

☐ RCRA (hazardous wastes)	☐ Nonattainment program (CAA)	☐ NESHAPs (CAA)
☐ PSD (air emissions)	☐ Dredge or fill (CWA Section 404)	☑ Other (specify) Waste Cert# SW-033121-0055
☐ Ocean dumping (MPRSA)	☐ UIC (underground injection of fluids)	BUG0000-010902-20

Indian Country

1.12	Does any generation, treatment, storage, application to land, or disposal of sewage sludge from this facility occur in Indian Country? ☐ Yes ☑ No ➔ SKIP to Item 1.14 (Part 2, Section 1) below.
1.13	Provide a description of the generation, treatment, storage, land application, or disposal of sewage sludge that occurs. N/A

Topographic Map

1.14	Have you attached a topographic map containing all required information to this application? (See instructions for specific requirements.) ☑ Yes ☐ No

Line Drawing

1.15	Have you attached a line drawing and/or a narrative description that identifies all sewage sludge practices that will be employed during the term of the permit containing all the required information to this application? (See instructions for specific requirements.) ☑ Yes ☐ No

Contractor Information

1.16	Do contractors have any operational or maintenance responsibilities related to sewage sludge generation, treatment, use, or disposal at the facility? ☑ Yes ☐ No ➔ SKIP to Item 1.18 (Part 2, Section 1) below.
1.17	Provide the following information for each contractor. ☐ Check here if you have attached additional sheets to the application package.

	Contractor 1	Contractor 2	Contractor 3
Contractor company name	Denali Water Solutions		
Mailing address (street or P.O. box)	PO Box 3036		
City, state, and ZIP code	Russellville, AR 72811		
Contact name (first and last)	Jeff Retzke		
Telephone number	(479) 498-0500		
Email address	jeff.retzke@denaliwater	.com	

EPA Identification Number	NPDES Permit Number	Facility Name
110044303857	AL0022578	Valley Creek WWTP

Form Approved 03/05/19
OMB No. 2040-0004

General Information Continued

1.17 cont.		Contractor 1	Contractor 2	Contractor 3
	Responsibilities of contractor	Hauling and applying biosolids to agricultural land.		

Pollutant Concentrations

Using the table below or a separate attachment, provide sewage sludge monitoring data for the pollutants for which limits in sewage sludge have been established in 40 CFR 503 for this facility's expected use or disposal practices. All data must be based on three or more samples taken at least one month apart and must be no more than 4.5 years old.

☑ Check here if you have attached additional sheets to the application package.

1.18

Pollutant	Average Monthly Concentration (mg/kg dry weight)	Analytical Method	Detection Level
Arsenic	ND	EPA 6010	2.5
Cadmium	ND	EPA 6010	1.2
Chromium	38.62	EPA 6010	2.5
Copper	375	EPA 6010	2.5
Lead	34.85	EPA 6010	1.2
Mercury	3.09	EPA 7471	.48
Molybdenum	10.04	EPA 6010	2.5
Nickel	21.98	EPA 6010	9.9
Selenium	ND	EPA 6010	4.9
Zinc	1293	EPA 6010	12.3

Checklist and Certification Statement

1.19 In Column 1 below, mark the sections of Form 2S, Part 2, that you have completed and are submitting with your application. For each section, specify in Column 2 any attachments that you are enclosing. Note that not all applicants are required to complete all sections or provide attachments. See Exhibit 2S–2 in the Instructions.

Column 1	Column 2
☑ Section 1 (General Information)	☑ w/ attachments
☑ Section 2 (Generation of Sewage Sludge or Preparation of a Material Derived from Sewage Sludge)	☑ w/ attachments
☑ Section 3 (Land Application of Bulk Sewage Sludge)	☑ w/ attachments
☐ Section 4 (Surface Disposal)	☐ w/ attachments
☐ Section 5 (Incineration)	☐ w/ attachments

1.20 **Certification Statement**

I certify under penalty of law that this document and all attachments were prepared under my direction or supervision in accordance with a system designed to assure that qualified personnel properly gather and evaluate the information submitted. Based on my inquiry of the person or persons who manage the system, or those persons directly responsible for gathering the information, the information submitted is, to the best of my knowledge and belief, true, accurate, and complete. I am aware that there are significant penalties for submitting false information, including the possibility of fine and imprisonment for knowing violations.

Name (print or type first and last name)	Official title
James Perkins Jr.	Mayor
Signature	Date signed
	3-29-21
Telephone number	
(334) 431-7572	[redacted]

Upon the request of the NPDES permitting authority, you must submit any other information the authority deems necessary to assess sewage sludge use or disposal practices at your facility and identify appropriate permitting requirements.

EPA Identification Number	NPDES Permit Number	Facility Name
110044303857	AL0022578	Valley Creek WWTP

Form Approved 03/05/19
OMB No. 2040-0004

PART 2, SECTION 2. GENERATION OF SEWAGE SLUDGE OR PREPARATION OF A MATERIAL DERIVED FROM SEWAGE SLUDGE (40 CFR 122.21(q)(8) THROUGH (12))

Generation of Sewage Sludge or Preparation of a Material Derived from Sewage Sludge

2.1 Does your facility generate sewage sludge or derive a material from sewage sludge?

☑ Yes ☐ No ➔ SKIP to Part 2, Section 3.

Amount Generated Onsite

2.2 Total dry metric tons per 365-day period generated at your facility: 149.74 /yr - 5yr Avg.

Amount Received from Off Site Facility

2.3 Does your facility receive sewage sludge from another facility for treatment use or disposal?

☐ Yes ☑ No ➔ SKIP to Item 2.7 (Part 2, Section 2) below.

2.4 Indicate the total number of facilities from which you receive sewage sludge for treatment, use, or disposal:

Provide the following information for each of the facilities from which you receive sewage sludge.

☐ Check here if you have attached additional sheets to the application package.

2.5

Name of facility			
Mailing address (street or P.O. box)			
City or town		State	ZIP code
Contact name (first and last)	Title	Phone number	Email address
Location address (street, route number, or other specific identifier)			☐ Same as mailing address
City or town		State	ZIP code
County		County code	☐ Not available

2.6 Indicate the amount of sewage sludge received, the applicable pathogen class and reduction alternative, and the applicable vector reduction option provided at the offsite facility.

Amount (dry metric tons)	Pathogen Class and Reduction Alternative	Vector Attraction Reduction Option
	☐ Not applicable	☐ Not applicable
	☐ Class A, Alternative 1	☐ Option 1
	☐ Class A, Alternative 2	☐ Option 2
	☐ Class A, Alternative 3	☐ Option 3
	☐ Class A, Alternative 4	☐ Option 4
	☐ Class A, Alternative 5	☐ Option 5
	☐ Class A, Alternative 6	☐ Option 6
	☐ Class B, Alternative 1	☐ Option 7
	☐ Class B, Alternative 2	☐ Option 8
	☐ Class B, Alternative 3	☐ Option 9
	☐ Class B, Alternative 4	☐ Option 10
	☐ Domestic septage, pH adjustment	☐ Option 11

2.7 Identify the treatment process(es) that are known to occur at the offsite facility, including blending activities and treatment to reduce pathogens or vector attraction properties. (Check all that apply.)

- ☐ Preliminary operations (e.g., sludge grinding and degritting)
- ☐ Thickening (concentration)
- ☐ Stabilization
- ☐ Anaerobic digestion
- ☐ Composting
- ☐ Conditioning
- ☐ Disinfection (e.g., beta ray irradiation, gamma ray irradiation, pasteurization)
- ☐ Dewatering (e.g., centrifugation, sludge drying beds, sludge lagoons)
- ☐ Heat drying
- ☐ Thermal reduction
- ☐ Methane or biogas capture and recovery
- ☐ Other (specify) _____

Generation of Sewage Sludge or Preparation of a Material Derived from Sewage Sludge Continued

Treatment Provided at Your Facility

2.8 For each sewage sludge use or disposal practice, indicate the applicable pathogen class and reduction alternative and the applicable vector attraction reduction option provided at your facility. Attach additional pages, as necessary.

Use or Disposal Practice (check one)	Pathogen Class and Reduction Alternative	Vector Attraction Reduction Option
☐ Land application of bulk sewage	☐ Not applicable	☐ Not applicable
☑ Land application of biosolids (bulk)	☐ Class A, Alternative 1	☑ Option 1
☐ Land application of biosolids (bags)	☐ Class A, Alternative 2	☐ Option 2
☐ Surface disposal in a landfill	☐ Class A, Alternative 3	☐ Option 3
☐ Other surface disposal	☐ Class A, Alternative 4	☐ Option 4
☐ Incineration	☐ Class A, Alternative 5	☐ Option 5
	☐ Class A, Alternative 6	☐ Option 6
	☑ Class B, Alternative 1	☐ Option 7
	☐ Class B, Alternative 2	☐ Option 8
	☐ Class B, Alternative 3	☐ Option 9
	☐ Class B, Alternative 4	☐ Option 10
	☐ Domestic septage, pH adjustment	☐ Option 11

2.9 Identify the treatment process(es) used at your facility to reduce pathogens in sewage sludge or reduce the vector attraction properties of sewage sludge? (Check all that apply.)

- ☑ Preliminary operations (e.g., sludge grinding and degritting)
- ☐ Stabilization
- ☐ Composting
- ☐ Disinfection (e.g., beta ray irradiation, gamma ray irradiation, pasteurization)
- ☐ Heat drying
- ☑ Methane or biogas capture and recovery
- ☑ Thickening (concentration)
- ☑ Anaerobic digestion
- ☑ Conditioning
- ☑ Dewatering (e.g., centrifugation, sludge drying beds, sludge lagoons)
- ☐ Thermal reduction

2.10 Describe any other sewage sludge treatment or blending activities not identified in Items 2.8 and 2.9 (Part 2, Section 2) above.

☐ Check here if you have attached the description to the application package.

Preparation of Sewage Sludge Meeting Ceiling and Pollutant Concentrations, Class A Pathogen Requirements, and One of Vector Attraction Reduction Options 1 to 8

2.11 Does the sewage sludge from your facility meet the ceiling concentrations in Table 1 of 40 CFR 503.13, the pollutant concentrations in Table 3 of 40 CFR 503.13, Class A pathogen reduction requirements at 40 CFR 503.32(a), *and* one of the vector attraction reduction requirements at 40 CFR 503.33(b)(1)–(8) and is it land applied?

☐ Yes ☑ No ➔ SKIP to Item 2.14 (Part 2, Section 2) below.

2.12 Total dry metric tons per 365-day period of sewage sludge subject to this subsection that is applied to the land:

2.13 Is sewage sludge subject to this subsection placed in bags or other containers for sale or give-away for application to the land?

☐ Yes ☐ No

☑ Check here once you have completed Items 2.11 to 2.13, then ➔ SKIP to Item 2.32 (Part 2, Section 2) below.

Generation of Sewage Sludge or Preparation of a Material Derived from Sewage Sludge Continued

Sale or Give-Away in a Bag or Other Container for Application to the Land

2.14	Do you place sewage sludge in a bag or other container for sale or give-away for land application? ☐ Yes ☑ No ➔ SKIP to Item 2.17 (Part 2, Section 2) below.
2.15	Total dry metric tons per 365-day period of sewage sludge placed in a bag or other container at your facility for sale or give-away for application to the land:
2.16	Attach a copy of all labels or notices that accompany the sewage sludge being sold or given away in a bag or other container for application to the land. ☐ Check here to indicate that you have attached all labels or notices to this application package.

☑ Check here once you have completed Items 2.14 to 2.16, then ➔ SKIP to Part 2, Section 2, Item 2.32.

Shipment Off Site for Treatment or Blending

2.17	Does another facility provide treatment or blending of your facility's sewage sludge? (This question does not pertain to dewatered sludge sent directly to a land application or surface disposal site.) ☐ Yes ☑ No ➔ SKIP to Item 2.32 (Part 2, Section 2) below.
2.18	Indicate the total number of facilities that provide treatment or blending of your facility's sewage sludge. Provide the information in Items 2.19 to 2.26 (Part 2, Section 2) below for each facility. ☐ Check here if you have attached additional sheets to the application package.

2.19	Name of receiving facility			
	Mailing address (street or P.O. box)			
	City or town		State	ZIP code
	Contact name (first and last)	Title	Phone number	Email address
	Location address (street, route number, or other specific identifier)			☐ Same as mailing address
	City or town		State	ZIP code
2.20	Total dry metric tons per 365-day period of sewage sludge provided to receiving facility:			
2.21	Does the receiving facility provide additional treatment to reduce pathogens in sewage sludge from your facility or reduce the vector attraction properties of sewage sludge from your facility? ☐ Yes ☐ No ➔ SKIP to Item 2.24 (Part 2, Section 2) below.			
2.22	Indicate the pathogen class and reduction alternative and the vector attraction reduction option met for the sewage sludge at the receiving facility.			

Pathogen Class and Reduction Alternative	Vector Attraction Reduction Option
☐ Not applicable	☐ Not applicable
☐ Class A, Alternative 1	☐ Option 1
☐ Class A, Alternative 2	☐ Option 2
☐ Class A, Alternative 3	☐ Option 3
☐ Class A, Alternative 4	☐ Option 4
☐ Class A, Alternative 5	☐ Option 5
☐ Class A, Alternative 6	☐ Option 6
☐ Class B, Alternative 1	☐ Option 7
☐ Class B, Alternative 2	☐ Option 8
☐ Class B, Alternative 3	☐ Option 9
☐ Class B, Alternative 4	☐ Option 10
☐ Domestic septage, pH adjustment	☐ Option 11

Generation of Sewage Sludge or Preparation of a Material Derived from Sewage Sludge Continued

2.23 Which treatment process(es) are used at the receiving facility to reduce pathogens in sewage sludge or reduce the vector attraction properties of sewage sludge from your facility? (Check all that apply.)

- ☐ Preliminary operations (e.g., sludge grinding and degritting)
- ☐ Thickening (concentration)
- ☐ Stabilization
- ☐ Anaerobic digestion
- ☐ Composting
- ☐ Conditioning
- ☐ Disinfection (e.g., beta ray irradiation, gamma ray irradiation, pasteurization)
- ☐ Dewatering (e.g., centrifugation, sludge drying beds, sludge lagoons)
- ☐ Heat drying
- ☐ Thermal reduction
- ☐ Methane or biogas capture and recovery
- ☐ Other (specify) _____

2.24 Attach a copy of any information you provide the receiving facility to comply with the "notice and necessary information" requirement of 40 CFR 503.12(g).

☐ Check here to indicate that you have attached material.

2.25 Does the receiving facility place sewage sludge from your facility in a bag or other container for sale or give-away for application to the land?

☐ Yes ☑ No ➔ SKIP to Item 2.32 (Part 2, Section 2) below.

2.26 Attach a copy of all labels or notices that accompany the product being sold or given away.

☐ Check here to indicate that you have attached material.

☑ Check here once you have completed Items 2.17 to 2.26 (Part 2, Section 2), then ➔ SKIP to Item 2.32 (Part 2, Section 2) below.

Land Application of Bulk Sewage Sludge

2.27 Is sewage sludge from your facility applied to the land?

☑ Yes ☐ No ➔ SKIP to Item 2.32 (Part 2, Section 2) below.

2.28 Total dry metric tons per 365-day period of sewage sludge applied to all land application sites: 149.74 /yr - 5 yr. avg

2.29 Did you identify all land application sites in Part 2, Section 3 of this application?

☑ Yes ☐ No ➔ Submit a copy of the land application plan with your application.

2.30 Are any land application sites located in states other than the state where you generate sewage sludge or derive a material from sewage sludge?

☐ Yes ☑ No ➔ SKIP to Item 2.32 (Part 2, Section 2) below.

2.31 Describe how you notify the NPDES permitting authority for the states where the land application sites are located. Attach a copy of the notification.

☐ Check here if you have attached the explanation to the application package.

☐ Check here if you have attached the notification to the application package.

Surface Disposal

2.32 Is sewage sludge from your facility placed on a surface disposal site?

☐ Yes ☑ No ➔ SKIP to Item 2.39 (Part 2, Section 2) below.

2.33 Total dry metric tons of sewage sludge from your facility placed on all surface disposal sites per 365-day period:

2.34 Do you own or operate all surface disposal sites to which you send sewage sludge for disposal?

☐ Yes ➔ SKIP to Item 2.39 (Part 2, Section 2) below. ☑ No

2.35 Indicate the total number of surface disposal sites to which you send your sewage sludge.
(Provide the information in Items 2.36 to 2.38 of Part 2, Section 2, for each facility.)

☐ Check here if you have attached additional sheets to the application package.

Generation of Sewage Sludge or Preparation of a Material Derived from Sewage Sludge Continued

2.36	Site name or number of surface disposal site you do not own or operate			
	Mailing address (street or P.O. box)			
	City or Town		State	ZIP Code
	Contact Name (first and last)	Title	Phone Number	Email Address
2.37	Site Contact (Check all that apply.) ☐ Owner ☐ Operator			
2.38	Total dry metric tons of sewage sludge from your facility placed on this surface disposal site per 365-day period:			
Incineration				
2.39	Is sewage sludge from your facility fired in a sewage sludge incinerator? ☐ Yes ☑ No ➔ SKIP to Item 2.46 (Part 2, Section 2) below.			
2.40	Total dry metric tons of sewage sludge from your facility fired in all sewage sludge incinerators per 365-day period:			N/A
2.41	Do you own or operate all sewage sludge incinerators in which sewage sludge from your facility is fired? ☐ Yes ➔ SKIP to Item 2.46 (Part 2, Section 2) below. ☐ No			
2.42	Indicate the total number of sewage sludge incinerators used that you do not own or operate. (Provide the information in Items 2.43 to 2.45 directly below for each facility.) ☐ Check here if you have attached additional sheets to the application package.			
2.43	Incinerator name or number			
	Mailing address (street or P.O. box)			
	City or town		State	ZIP code
	Contact name (first and last)	Title	Phone number	Email address
	Location address (street, route number, or other specific identifier)			☐ Same as mailing address
	City or town		State	ZIP code
2.44	Contact (check all that apply) ☐ Incinerator owner ☐ Incinerator operator			
2.45	Total dry metric tons of sewage sludge from your facility fired in this sewage sludge incinerator per 365-day period:			
Disposal in a Municipal Solid Waste Landfill				
2.46	Is sewage sludge from your facility placed on a municipal solid waste landfill? ☑ Yes ☐ No ➔ SKIP to Part 2, Section 3.			
2.47	Indicate the total number of municipal solid waste landfills used. (Provide the information in Items 2.48 to 2.52 directly below for each facility.) ☑ Check here if you have attached additional sheets to the application package.			Page 15 (x 2)

EPA Identification Number	NPDES Permit Number	Facility Name
110044303857	AL0022578	Valley Creek WWTP

Form Approved 03/05/19
OMB No. 2040-0004

Generation of Sewage Sludge or Preparation of a Material Derived from Sewage Sludge Continued

2.48	Name of landfill North Montgomery MSWLF			
	Mailing address (street or P.O. box) 115 Division St.			
	City or town Montgomery		State Alabama	ZIP code 36101
	Contact name (first and last) Noah Johnson	Title Solid Waste Superintende	Phone number (334) 625-4526	Email address unknown
	Location address (street, route number, or other specific identifier)			☑ Same as mailing address
	County	County code		☑ Not available
	City or town	State		ZIP code
2.49	Total dry metric tons of sewage sludge from your facility placed in this municipal solid waste landfill per 365-day period:		99.78 Dry metric tons (2017)	

2.50 List the numbers of all other federal, state, and local permits that regulate the operation of this municipal solid waste landfill.

Permit Number	Type of Permit
51-01	MUNICIPAL SOLID WASTE LANDFILL

2.51 Attach to the application information to determine whether the sewage sludge meets applicable requirements for disposal of sewage sludge in a municipal solid waste landfill (e.g., results of paint filter liquids test and TCLP test).

☑ Check here to indicate you have attached the requested information.

2.52 Does the municipal solid waste landfill comply with applicable criteria set forth in 40 CFR 258?

☑ Yes ☐ No

EPA Identification Number	NPDES Permit Number	Facility Name
110044303857	AL0022578	Valley Creek WWTP

Form Approved 03/05/19
OMB No. 2040-0004

Generation of Sewage Sludge or Preparation of a Material Derived from Sewage Sludge Continued

2.48	Name of landfill Stones Throw Landfill			
	Mailing address (street or P.O. box) 1303 Washington Blvd.			
	City or town Tallassee		State Alabama	ZIP code 36078
	Contact name (first and last) Herman Kitchens	Title Solid Waste Superintende	Phone number (334) 252-1210	Email address unknown
	Location address (street, route number, or other specific identifier)			☑ Same as mailing address
	County	County code		☑ Not available
	City or town	State		ZIP code
2.49	Total dry metric tons of sewage sludge from your facility placed in this municipal solid waste landfill per 365-day period:			29.11 Dry metric tons (2017)

2.50 List the numbers of all other federal, state, and local permits that regulate the operation of this municipal solid waste landfill.

Permit Number	Type of Permit
62-11	MUNICIPAL SOLID WASTE LANDFILL

2.51 Attach to the application information to determine whether the sewage sludge meets applicable requirements for disposal of sewage sludge in a municipal solid waste landfill (e.g., results of paint filter liquids test and TCLP test).

☑ Check here to indicate you have attached the requested information.

2.52 Does the municipal solid waste landfill comply with applicable criteria set forth in 40 CFR 258?

☑ Yes ☐ No

EPA Identification Number	NPDES Permit Number	Facility Name
110044303857	AL0022578	Valley Creek WWTP

Form Approved 03/05/19
OMB No. 2040-0004

PART 2, SECTION 3 LAND APPLICATION OF BULK SEWAGE SLUDGE (40 CFR 122.21(q)(9))

Land Application of Bulk Sewage Sludge

3.1 Does your facility apply sewage sludge to land?

☑ Yes ☐ No ➔ SKIP to Part 2, Section 4.

3.2 Do any of the following conditions apply?

- The sewage sludge meets the ceiling concentrations in Table 1 of 40 CFR 503.12, the pollutant concentrations in Table 3 of 40 CFR 503.13, Class A pathogen reduction requirements at 40 CFR 503.32(a), *and* one of the vector attraction reduction requirements at 40 CFR 503.33(b)(1)–(8);
- The sewage sludge is sold or given away in a bag or other container for application to the land; or
- You provide the sewage sludge to another facility for treatment or blending.

☐ Yes ➔ SKIP to Part 2, Section 4. ☑ No

3.3 Complete Section 3 for every site on which the sewage sludge is applied.

☑ Check here if you have attached sheets to the application package for one or more land application sites.

Identification of Land Application Site

3.4 Site name or number
Middleton Farm

Location address (street, route number, or other specific identifier) ☐ Same as mailing address
310 County Road 32

County	County code
Dallas	☑ Not available

City or town	State	ZIP code
Marion Junction	Alabama	36759

Latitude/Longitude of Land Application Site (see instructions)

Latitude	Longitude
32° 25′ 19.9″ N	-87° 7′ 05.4″ W

Method of Determination

☑ USGS map ☐ Field survey ☐ Other (specify) _____

3.5 Provide a topographic map (or other appropriate map if a topographic map is unavailable) that shows the site location.

☑ Check here to indicate you have attached a topographic map for this site.

Owner Information

3.6 Are you the owner of this land application site?

☐ Yes ➔ SKIP to Item 3.8 (Part 2, Section 3) below. ☑ No

3.7 Owner name
Frank Middleton

Mailing address (street or P.O. box)
2975 County Road 44

City or town	State	ZIP code
Selma	Alabama	36701

Contact name (first and last)	Title	Phone number	Email address
Frank Middleton	Owner	(334) 412-5247	N/A

Applier Information

3.8 Are you the person who applies, or who is responsible for application of, sewage sludge to this land application site?

☐ Yes ➔ SKIP to Item 3.10 (Part 2, Section 3) below. ☑ No

3.9 Applier's name
Denali Water Systems, LLC

Mailing address (street or P.O. box)
PO Box 3036

City or town	State	ZIP code
Russellville	Arkansas	72811

Contact name (first and last)	Title	Phone number	Email address
Jeff Retzke	Environmental Mgr.	(479) 498-0500	jeff.retzke@denaliwater.com

EPA Identification Number	NPDES Permit Number	Facility Name
110044303857	AL0022578	Valley Creek WWTP

Form Approved 03/05/19
OMB No. 2040-0004

Land Application of Bulk Sewage Sludge Continued

Site Type

3.10 Type of land application:

☑ Agricultural land ☐ Forest
☐ Reclamation site ☐ Public contact site
☐ Other (describe)

Crop or Other Vegetation Grown on Site

3.11 What type of crop or other vegetation is grown on this site?

Hay

3.12 What is the nitrogen requirement for this crop or vegetation?

250 lb N/acre/year

Vector Attraction Reduction

3.13 Are the vector attraction reduction requirements at 40 CFR 503.33(b)(9) and (b)(10) met when sewage sludge is applied to the land application site? [Vector Attraction Requirements are met at the WWTP Plant before they are Shipped to the Application site.]

☐ Yes ☑ No ➔ SKIP to Item 3.16 (Part 2, Section 3) below.

3.14 Indicate which vector attraction reduction option is met. (Check only one response.)

☐ Option 9 (injection below land surface) ☐ Option 10 (incorporation into soil within 6 hours)

3.15 Describe any treatment processes used at the land application site to reduce vector attraction properties of sewage sludge.

☐ Check here if you have attached your description to the application package.

Cumulative Loadings and Remaining Allotments

3.16 Is the sewage sludge applied to this site since July 20, 1993, subject to the cumulative pollutant loading rates (CPLRs) in 40 CFR 503.13(b)(2)?

☑ Yes ☐ No ➔ SKIP to Part 2, Section 4.

3.17 Have you contacted the NPDES permitting authority in the state where the bulk sewage sludge subject to CPLRs will be applied to ascertain whether bulk sewage sludge subject to CPLRs has been applied to this site on or since July 20, 1993? (No, The contractor Denali Water Systems Provides the application site And Transportation to the site They have done the permitting of the site)

☐ Yes ☐ No ➔ Sewage sludge subject to CPLRs may not be applied to this site. SKIP to Part 2, Section 4.

3.18 Provide the following information about your NPDES permitting authority:

NPDES permitting authority name	
Contact person	
Telephone number	
Email address	

3.19 Based on your inquiry, has bulk sewage sludge subject to CPLRs been applied to this site since July 20, 1993?

☐ Yes ☐ No ➔ SKIP to Part 2, Section 4.

3.20 Provide the following information for every facility other than yours that is sending, or has sent, bulk sewage sludge subject to CPLRs to this site since July 20, 1993. If more than one such facility sends sewage sludge to this site, attach additional pages as necessary.

☐ Check here to indicate that additional pages are attached.

Facility name			
Mailing address (street or P.O. box)			
City or town		State	ZIP code
Contact name (first and last)	Title	Phone number	Email address

EPA Identification Number	NPDES Permit Number	Facility Name
110044303857	AL0022578	Valley Creek WWTP

Form Approved 03/05/19
OMB No. 2040-0004

PART 2, SECTION 4 SURFACE DISPOSAL (40 CFR 122.21(q)(10))

Surface Disposal

4.1 Do you own or operate a surface disposal site?

☐ Yes ☑ No ➔ SKIP to Part 2, Section 5.

4.2 Complete all items in Section 4 for each active sewage sludge unit that you own or operate.

☐ Check here to indicate that you have attached material to the application package for one or more active sewage sludge units.

Information on Active Sewage Sludge Units

4.3

Unit name or number			
Mailing address (street or P.O. box)			
City or town		State	ZIP code
Contact name (first and last)	Title	Phone number	Email address
Location address (street, route number, or other specific identifier)			☐ Same as mailing address
County		County code	☐ Not available
City or town		State	ZIP code

Latitude/Longitude of Active Sewage Sludge Unit (see instructions)

Latitude	Longitude
° ′ ″	° ′ ″

Method of Determination

☐ USGS map ☐ Field survey ☐ Other (specify) _____

4.4 Provide a topographic map (or other appropriate map if a topographic map is unavailable) that shows the site location.

☐ Check here to indicate that you have completed and attached a topographic map.

4.5 Total dry metric tons of sewage sludge placed on the active sewage sludge unit per 365-day period:

4.6 Total dry metric tons of sewage sludge placed on the active sewage sludge unit over the life of the unit:

4.7 Does the active sewage sludge unit have a liner with a maximum permeability of 1×10^{-7} centimeters per second (cm/sec)?

☐ Yes ☐ No ➔ SKIP to Item 4.9 (Part 2, Section 4) below.

4.8 Describe the liner.

☐ Check here to indicate that you have attached a description to the application package.

4.9 Does the active sewage sludge unit have a leachate collection system?

☐ Yes ☐ No ➔ SKIP to Item 4.11 (Part 2, Section 4) below.

4.10 Describe the leachate collection system and the method used for leachate disposal and provide the numbers of any federal, state, or local permit(s) for leachate disposal.

☐ Check here to indicate that you have attached the description to the application package.

Surface Disposal Continued

4.11	Is the boundary of the active sewage sludge unit less than 150 meters from the property line of the surface disposal site? ☐ Yes ☐ No ➔ SKIP to Item 4.13 (Part 2, Section 4) below.	
4.12	Provide the actual distance in meters:	meters
4.13	Remaining capacity of active sewage sludge unit in dry metric tons:	dry metric tons
4.14	Anticipated closure date for active sewage sludge unit, if known (MM/DD/YYYY):	
4.15	Attach a copy of any closure plan that has been developed for this active sewage sludge unit. ☐ Check here to indicate that you have attached a copy of the closure plan to the application package.	

Sewage Sludge from Other Facilities

4.16	Is sewage sludge sent to this active sewage sludge unit from any facilities other than your facility? ☐ Yes ☐ No ➔ SKIP to Item 4.21 (Part 2, Section 4) below.	
4.17	Indicate the total number of facilities (other than your facility) that send sewage sludge to this active sewage sludge unit. (Complete Items 4.18 to 4.20 directly below for each such facility.) ☐ Check here to indicate that you have attached responses for each facility to the application package.	

4.18

Facility name			
Mailing address (street or P.O. box)			
City or town		State	ZIP code
Contact name (first and last)	Title	Phone number	Email address

4.19 Indicate the pathogen class and reduction alternative and the vector attraction reduction option met for the sewage sludge before leaving the other facility.

Pathogen Class and Reduction Alternative	Vector Attraction Reduction Option
☐ Not applicable	☐ Not applicable
☐ Class A, Alternative 1	☐ Option 1
☐ Class A, Alternative 2	☐ Option 2
☐ Class A, Alternative 3	☐ Option 3
☐ Class A, Alternative 4	☐ Option 4
☐ Class A, Alternative 5	☐ Option 5
☐ Class A, Alternative 6	☐ Option 6
☐ Class B, Alternative 1	☐ Option 7
☐ Class B, Alternative 2	☐ Option 8
☐ Class B, Alternative 3	☐ Option 9
☐ Class B, Alternative 4	☐ Option 10
☐ Domestic septage, pH adjustment	☐ Option 11

4.20 Which treatment process(es) are used at the other facility to reduce pathogens in sewage sludge or reduce the vector attraction properties of sewage sludge before leaving the other facility? (Check all that apply.)

☐ Preliminary operations (e.g., sludge grinding and degritting)	☐ Thickening (concentration)
☐ Stabilization	☐ Anaerobic digestion
☐ Composting	☐ Conditioning
☐ Disinfection (e.g., beta ray irradiation, gamma ray irradiation, pasteurization)	☐ Dewatering (e.g., centrifugation, sludge drying beds, sludge lagoons)
☐ Heat drying	☐ Thermal reduction
☐ Methane or biogas capture and recovery	☐ Other (specify) _____

Surface Disposal Continued

Vector Attraction Reduction

4.21	Which vector attraction reduction option, if any, is met when sewage sludge is placed on this active sewage sludge unit? ☐ Option 9 (Injection below and surface) ☐ Option 10 (Incorporation into soil within 6 hours) ☐ Option 11 (Covering active sewage sludge unit daily) ☐ None
4.22	Describe any treatment processes used at the active sewage sludge unit to reduce vector attraction properties of sewage sludge. ☐ Check here if you have attached your description to the application package.

Groundwater Monitoring

4.23	Is groundwater monitoring currently conducted at this active sewage sludge unit, or are groundwater monitoring data otherwise available for this active sewage sludge unit? ☐ Yes ☐ No ➔ SKIP to Item 4.26 (Part 2, Section 4) below.
4.24	Provide a copy of available groundwater monitoring data. ☐ Check here to indicate you have attached the monitoring data.
4.25	Describe the well locations, the approximate depth to groundwater, and the groundwater monitoring procedures used to obtain these data. ☐ Check here if you have attached your description to the application package.
4.26	Has a groundwater monitoring program been prepared for this active sewage sludge unit? ☐ Yes ☐ No ➔ SKIP to Item 4.28 (Part 2, Section 4) below.
4.27	Submit a copy of the groundwater monitoring program with this permit application. ☐ Check here to indicate you have attached the monitoring program.
4.28	Have you obtained a certification from a qualified groundwater scientist that the aquifer below the active sewage sludge unit has not been contaminated? ☐ Yes ☐ No ➔ SKIP to Item 4.30 (Part 2, Section 4) below.
4.29	Submit a copy of the certification with this permit application. ☐ Check here to indicate you have attached the certification to the application package.

Site-Specific Limits

4.30	Are you seeking site-specific pollutant limits for the sewage sludge placed on the active sewage sludge unit? ☐ Yes ☐ No ➔ SKIP to Part 2, Section 5.
4.31	Submit information to support the request for site-specific pollutant limits with this application. ☐ Check here to indicate you have attached the requested information.

EPA Identification Number	NPDES Permit Number	Facility Name
110044303857	AL0022578	Valley Creek WWTP

Form Approved 03/05/19
OMB No. 2040-0004

PART 2, SECTION 5 INCINERATION (40 CFR 122.21(q)(11))

Incineration

Incinerator Information

5.1 Do you fire sewage sludge in a sewage sludge incinerator?

☐ Yes ☑ No ➔ SKIP to END.

5.2 Indicate the total number of incinerators used at your facility. (Complete the remainder of Section 5 for each such incinerator.)

☐ Check here to indicate that you have attached information for one or more incinerators.

5.3 Incinerator name or number

Location address (street, route number, or other specific identifier)

County	County code	☐ Not available
City or town	State	ZIP code

Latitude/Longitude of Incinerator (see instructions)

Latitude	Longitude
° ' "	° ' "

Method of Determination

☐ USGS map ☐ Field survey ☐ Other (specify) _____

Amount Fired

5.4 Dry metric tons per 365-day period of sewage sludge fired in the sewage sludge incinerator:

Beryllium NESHAP

5.5 Submit information, test data, and a description of measures taken that demonstrate whether the sewage sludge incinerated is beryllium-containing waste and will continue to remain as such.

☐ Check here to indicate that you have attached this material to the application package.

5.6 Is the sewage sludge fired in this incinerator "beryllium-containing waste" as defined at 40 CFR 61.31?

☐ Yes ☐ No ➔ SKIP to Item 5.8 (Part 2, Section 5) below.

5.7 Submit with this application a complete report of the latest beryllium emission rate testing *and* documentation of ongoing incinerator operating parameters indicating that the NESHAP emission rate limit for beryllium has been and will continue to be met.

☐ Check here to indicate that you have attached this information.

Mercury NESHAP

5.8 Is compliance with the mercury NESHAP being demonstrated via stack testing?

☐ Yes ☐ No ➔ SKIP to Item 5.11 (Part 2, Section 5) below.

5.9 Submit a complete report of stack testing and documentation of ongoing incinerator operating parameters indicating that the incinerator has met and will continue to meet the mercury NESHAP emission rate limit.

☐ Check here to indicate that you have attached this information.

5.10 Provide copies of mercury emission rate tests for the two most recent years in which testing was conducted.

☐ Check here to indicate that you have attached this information.

5.11 Do you demonstrate compliance with the mercury NESHAP by sewage sludge sampling?

☐ Yes ☐ No ➔ SKIP to Item 5.13 (Part 2, Section 5) below.

5.12 Submit a complete report of sewage sludge sampling and documentation of ongoing incinerator operating parameters indicating that the incinerator has met and will continue to meet the mercury NESHAP emission rate limit.

☐ Check here to indicate that you have attached this information.

Incineration Continued

Dispersion Factor

5.13	Dispersion factor in micrograms/cubic meter per gram/second:	
5.14	Name and type of dispersion model:	
5.15	Submit a copy of the modeling results and supporting documentation. ☐ Check here to indicate that you have attached this information.	

Control Efficiency

5.16 Provide the control efficiency, in hundredths, for each of the pollutants listed below.

Pollutant	Control Efficiency, in Hundredths
Arsenic	
Cadmium	
Chromium	
Lead	
Nickel	

5.17 Attach a copy of the results or performance testing and supporting documentation (including testing dates).
☐ Check here to indicate that you have attached this information.

Risk-Specific Concentration for Chromium

5.18	Provide the risk-specific concentration (RSC) used for chromium in micrograms per cubic meter:	
5.19	Was the RSC determined via Table 2 in 40 CFR 503.43? ☐ Yes ☐ No ➔ SKIP to Item 5.21 (Part 2, Section 5) below.	
5.20	Identify the type of incinerator used as the basis. ☐ Fluidized bed with wet scrubber ☐ Other types with wet scrubber ☐ Fluidized bed with wet scrubber and wet electrostatic precipitator ☐ Other types with wet scrubber and wet electrostatic precipitator	
5.21	Was the RSC determined via Table 6 in 40 CFR 503.43 (site-specific determination)? ☐ Yes ☐ No ➔ SKIP to Item 5.23 (Part 2, Section 5) below.	
5.22	Provide the decimal fraction of hexavalent chromium concentration to total chromium concentration in stack exit gas:	
5.23	Attach the results of incinerator stack tests for hexavalent and total chromium concentrations, including the date(s) of any test(s), with this application. ☐ Check here to indicate that you have attached this information. ☐ Not applicable	

Incinerator Parameters

5.24	Do you monitor total hydrocarbons (THC) in the exit gas of the sewage sludge incinerator? ☐ Yes ☐ No	
5.25	Do you monitor carbon monoxide (CO) in the exit gas of the sewage sludge incinerator? ☐ Yes ☐ No	
5.26	Indicate the type of sewage sludge incinerator.	
5.27	Incinerator stack height in meters:	
5.28	Indicate whether the value submitted in Item 5.27 is (check only one response): ☐ Actual stack height ☐ Creditable stack height	

Incineration Continued

Performance Test Operating Parameters

5.29	Maximum performance test combustion temperature:	
5.30	Performance test sewage sludge feed rate, in dry metric tons/day	
5.31	Indicate whether value submitted in Item 5.30 is (check only one response): ☐ Average use ☐ Maximum design	
5.32	Attach supporting documents describing how the feed rate was calculated. ☐ Check here to indicate that you have attached this information.	
5.33	Submit information documenting the performance test operating parameters for the air pollution control device(s) used for this sewage sludge incinerator. ☐ Check here to indicate that you have attached this information.	

Monitoring Equipment

5.34 List the equipment in place to monitor the listed parameters.

Parameter	Equipment in Place for Monitoring
Total hydrocarbons or carbon monoxide	
Percent oxygen	
Percent moisture	
Combustion temperature	
Other (describe)	

Air Pollution Control Equipment

5.35 List all air pollution control equipment used with this sewage sludge incinerator.

☐ Check here if you have attached the list to the application package for the noted incinerator.

END of PART 2

Submit completed application package to your NPDES permitting authority.

EPA ID	NPDES	FACILITY NAME
110044303857	AL0022578	VALLEY CREEK WWTP

FORM 2S PART 2 ITEM 1.15

SEWAGE SLUDGE PRACTICES

The sludge from primary sedimentation is pumped into a 3 tank anaerobic digester system with a retention time of 60 days before the liquid returns back to the treatment system. Two recirculating pumps pass the sludge through a heater using the methane gas formed. The sludge is also stirred by three methane compressors, that capture the gas in each digester top and pump it through the sludge.

Approximately once per week the sludge is allowed to gravity flow through a grinder to shred the solids and rags, then a positive displacement screw pump moves the sludge to a mixer to mix with a polymer. The mixture drops directly into an inclined centrifuge and on to a conveyer that empties into a spreader truck owned and operated by Denali Water Systems, LLC of Russellville, Arkansas,

The biosolids are then hauled to Middleton Farms in Dallas County, AL, and land applied for agricultural purposes. Once the biosolids leave the WWTP they are the sole responsibility of Denali Water Systems.

Denali
WATER SOLUTIONS

3308 Bernice Avenue
Russellville, AR 72802
PO Box 3036 • Russellville, AR 72811
Phone: 479-498-0500

Operations Plan
for the
Land Application of Municipal Biosolids

From:

Valley Creek Wastewater Treatment Plant

1 Marina Drive
Selma, AL 36701
NPDES Permit No. AL0022578

February 26, 2021

Prepared by:

Jeff Retzke
Denali Water Solutions
3308 Bernice Avenue
Russellville, AR 72802

TABLE OF CONTENTS

Section 1.0: **Operations Plan**

- **Summary**
- **Project Details**
- **Spill Plan**

Section: 1.0 Operations Plan

Summary

The Water Works & Sewer Board of the City of Selma manages and operates the Valley Creek Wastewater Treatment Plant (WWTP) located at 1 Marina Drive in Selma, Dallas County, Alabama. Originally constructed in 1967, the WWTP is permitted through the Alabama Department of Environmental Management (ADEM) to treat and to dispose 6.0 million gallons of wastewater per day (MGD).

The facility relies primarily upon anaerobic digestion to meet the requirements for Class B biosolids set forth in the EPA Part 503 Rule and the resultant biosolids can be utilized for beneficial reuse in a land application program. Class B pathogen reduction requirements (§503.32) will be verified utilizing Alternative 1: Monitoring of Fecal Coliform [§503.32(b)(2)]. Class B vector attraction reduction requirements are verified utilizing Option 1: 38% Volatile Solids Reduction [§503.33(b)(1)]. The utilization method will be residuals land application on agricultural land. When professionally managed, land application is a proven, environmentally sound, and cost-effective alternative for the disposal of biosolids.

Project Details

Denali proposes to haul and land apply anaerobically digested biosolids generated from the Valley Creek Wastewater Treatment Plant (WWTP) located at 1 Marina Drive in Selma, Dallas County, Alabama. Managed and operated by the Water Works & Sewer Board of the City of Selma, the facility was constructed in 1967 and is permitted to treat up to 6.0 million gallons of wastewater per day (MGD).

Treatment at the facility includes grit removal, primary clarification, aeration, trickling filter, secondary clarification, and anaerobic digestion. The residual solids are dewatered via a centrifuge. Dewatered biosolids will be removed from the Valley Creek facility in a leak proof spreader truck and transported, the same day, to the approved land application sites. Denali does not predict any delay in delivery. The spreader truck will be inspected, licensed, and appropriately marked, as required, for transporting biosolids. Biosolids will generally be delivered to the application site between the hours of 6 a.m. and 6 p.m. Denali will land apply the biosolids on approved sites in accordance with the operational procedures and pre-approved agronomic rates. Highway regulations, weight limits, and other ordinances are known and will be observed.

To prevent the biosolids from adhering to the tires and undercarriage of the transport vehicle, the spreader truck is equipped with full rear mud flaps. This will prevent biosolids from being tracked onto roadways. Biosolids adhering to the mud flaps will be scraped off in the permitted field before the truck returns to the roadway.

Fugitive air-borne dust is not expected to be an issue due to the limited number of loads transported to the land application site and the minimal amount of land disturbance that will be conducted during land application. Furthermore, the spreader box will be tarped during transportation to the site and any earth or other material carried to the paved road (i.e. tracking) by trucking will be promptly removed to reduce the rise of air-borne dust.

Vectors, birds, and odors will be minimized by compliance with EPA §503 Class B vector attraction reduction requirements as cited in §503.33(b)(1) - Option 1: 38% Volatile Solids Reduction.

Biosolids distribution on the land application sites will be uniform throughout the mapped areas. The spreader truck, with a side-discharge flail-type spreader and high-floatation tires, will be utilized to load and spread the dewatered biosolids. The side-discharge flail spreader is preferred because of its ability to spread a wide variety of materials, from high solids to slurry, while still providing an even and controlled spread pattern. To ensure adequate control of the application rate for each site, the equipment used for spreading the biosolids will be calibrated by measuring the amount applied on a known square footage. The rate of discharge from the spreader box can be controlled by both the ground speed of the vehicle and the gate adjustment on the expeller of the spreader, thereby achieving specific application rates.

Spreading operations will be discontinued during periods of inclement weather and will not be resumed until sufficient drying of the fields has occurred. This will allow equipment access without causing excessive soil compaction or rutting.

Site Operation

The principal method of application will be surface application for the Selma Class B material.

- The biosolids applied will be limited to field crops and forage which may include corn, soybean, cotton, wheat, rye, and/or grassland. The actual dosage rate will be determined by the requirement for the crop selected and yield goals. Approximately 25 acres will receive biosolids per year.
- Buffer zones will be flagged and no biosolids will be applied within the buffer zones. The most restrictive buffer will apply in combined situations. The buffer zones will serve as surface water control features by preventing biosolids from entering any on-site, or adjacent, surface waters.
- Biosolids will not be applied nor staged within 100 feet of property lines, 500 feet from inhabited buildings, 100 feet of Water of the State, 33.5/50 feet from ditches and farm ponds, and 150 feet from drinking water or livestock wells.
- All staging or stockpiling activity will be in accordance with best management practices set forth in the EPA Guide to Field Storage of Biosolids (EPA/832-B-00-007, July 2000).
- Operational provisions will be taken to prevent soil loss through erosion. Provisions will include contour application and avoidance of areas where surface drainage patterns result in concentrated flow of runoff from rainfall.
- In accordance with good agronomic practice, areas which are unseasonably wet, therefore producing rutting or damage to the field, will not be utilized for biosolids application during those periods.
- The amount of biosolids applied will not exceed the hydraulic capacity of the soil at the time of each application. If a subsequent pass across a field is necessary to achieve the desired application rate, sufficient drying time will be allowed between passes.
- Public access to sites which have had biosolids applied will be controlled for a period of 12 months form the time of the last biosolids application.
- Livestock grazing will be prevented for one month (30 days) following the last application event.

Project Control

To ensure that biosolids are continuously applied at the correct application rate and in a manner consistent with the Plan of Operations, a Denali project/field manager will be in direct charge of the field operations, controlling the amount of biosolids delivered to each field and conducting field inspections. Field inspections will include ensuring that buffer flags are in place, biosolids are applied uniformly at the designated application rate, setbacks are observed, the spreader truck is unloading at proper locations, the truck is not driving over biosolids, the truck is cleaned before leaving the application site, and that all the equipment is maintained in working condition.

Access to sites with a high potential for public exposure, and which have had biosolids applied, will be controlled for a period of 12 months from the time of the last biosolids application. When there is a low

potential for public exposure, such as privately owned agricultural land, site access will be restricted for 30 days. Additionally, by signing a Landowner Approval, both the landowner and the tenant agree to operate in accordance with this management plan, which would include restricting access to the site for the appropriate period of time.

Samples of the biosolids will be collected by facility personnel and submitted to a certified laboratory for metals, nutrients, and pathogen reduction analysis (per E.P.A. 40 CRF Part 503). Tracking of the biosolids applied and acreage applied will be accomplished through submittal of daily truck reports and weekly totals to the monitoring department in combination with the nutrient analysis from labs. This sampling and analysis schedule will prevent non-Class B biosolids from being land applied on the cited landbase.

Safety

The potential for employee injuries and equipment accidents during land application operations is minimized by strict adherence to the following:

- New employee orientations.
- Safe work procedures as delineated in Denali's Land Application Safety Manual. Special training as needed.
- Use of personal protective equipment as required.
- Weekly and/or monthly documented safety meetings.
- Compliance with applicable OSHA standards and Department of Transportation (Federal and State) trucking safety regulations.
- Prompt dissemination of useful safety information and "lessons learned" to local operating levels.
- Immediate reporting and investigation of any incidents or "near misses".
- Documented site safety inspections conducted by the Project Manager or his/her designate.
- Unannounced site safety inspections conducted by the corporate Safety Manager and region Safety Coordinators.
- A disciplinary program to correct or eliminate negligent behavior regarding safety.

Safety is Denali's Number 1 priority. The Project Manager is totally responsible for on-site safety and can rely on corporate and region safety representatives to assist whenever necessary.

Careful attention to safe working conditions and methods of operation (e.g. the proper method of lifting heavy objects and the operation of heavy equipment only by trained and competent operators) should preclude most of the potential for safety hazards in the land application operation. Should an accident occur, the Project Manager will be informed immediately and will thoroughly investigate and complete an accident report, including the workman's compensation and liability forms.

The implementation of all safety and housekeeping procedures will be the responsibility of the Project Manager. The Project Manager will maintain the work areas to protect the health and safety of all personnel using the areas.

Regulatory Compliance (40 CFR Part 503)

Specific procedures which have been incorporated into our land application programs to implement the requirements of the 40 CFR Part 503 Rule are listed below:

General Requirements §503.12

- Obtaining signed farm operator (lessee) and/or landowner agreements which include the Federal site restrictions.
- Obtaining Notice and Necessary Information from the biosolids generator to establish that the biosolids meet the pathogen and vector attraction requirements and the ceiling limits for metals.
- Determining past metal loadings since July 20, 1993 if generator's biosolids do not meet the Table 3 metal standards.
- Sending notification letters to EPA on the location of sites where non-Table 3 biosolids will be land applied.
- Sending notification letters to EPA on the location of sites where non-exceptional quality biosolids are land applied outside the state of generation.
- Sending reports to the farm operator regarding nitrogen applied and metals applied for non-Table 3 biosolids and advising the farmer of the site restrictions he/she must follow.

Management Practices §503.14

- Ensuring the management practices are met using our standard pre-operating procedures.
- Obtaining approval from EPA for application of biosolids above the agronomic rate on reclamation sites.

Record Keeping §503.17

- Completing certification statements addressing compliance with management practices, site restrictions, tracking past metal loadings (if applicable), and meeting vector attraction reduction requirements through injections or incorporation (if applicable).
- Generating field reports which contain biosolids application information required by EPA if non-Table 3 biosolids are applied.
- Maintaining the above records for the required period of time (certification statements for 5 years and non-Table 3 biosolids land application records indefinitely).

Pathogens §503.32

- Class B pathogen reduction requirements (§503.32) will be verified utilizing Alternative 1: Monitoring of Fecal Coliform [§503.32(b)(2)]. Furthermore, Denali will Incorporate the site restrictions in §503.32(b)(5) into our farm operator and landowner biosolids use agreement forms and our land application operating procedures when Class B pathogen treatment biosolids are land applied.

Vector Attraction §503.33

- Ensuring that the biosolids meet the 38% reduction in volatile solids content as identified in §503.33(b)(1).

Monitoring, Record Keeping, and Reporting

Land application activities will be monitored daily using Truck Reports/Daily Reports and on a weekly basis through the use of a Weekly Report. These reports, along with biosolids analysis information and field specific information, will provide the data used for preparation of annual reports. Records will be maintained for the required period of time.

Denali will complete Federal certification statements required by the 40 CFR Part 503 Rule addressing compliance with management practices, site restrictions, tracking past metal loadings (if applicable), and meeting vector attraction requirements by confirming incorporation. The signed certification statements are kept on file at Denali for the required period of time.

Farm Reports and Follow-Up

A successful land application program depends on the willingness of farmers to use biosolids for their crop production. Therefore, communication with the farmer is essential. Denali provides farmers with Farm Reports to show them the nutrients and trace metals (and lime, if applicable) applied through the biosolids application. Follow-up with farmers to explain the reports helps them minimize supplementary expenditures on commercial fertilizers.

Denali
WATER SOLUTIONS

3308 Bernice Avenue
Russellville, AR 72802
PO Box 3036 • Russellville, AR 72811
Phone: 479-498-0500

Denali Water Solutions

QUICK REFERENCE GUIDE TO BIOSOLIDS SPILL CLEANUP PROCEDURES

1) **INFORMATION ABOUT BIOSOLIDS:** Biosolids are the non-hazardous organic material remaining from the wastewater treatment process. The material is highly treated, nutrient-rich, mud-like, black/brown in color, organic fertilizing material which is considered **Non-hazardous material per EPA and state law.**

2) **SAFE HANDLING PRECAUTIONS:** You may be exposed to biosolids during loading, unloading and spills through inhalation or ingestion. To prevent this, the following precautions are recommended:

- Wear personal protective equipment (PPE)
- Leather gloves
- Boots *(optional, but recommended during spill cleanup)*
- Liquid repellant coveralls *(optional, but recommended during spill cleanup)*
- Wash hands with soap after handling biosolids
- Disinfect and cover cuts
- Don't eat, smoke, or chew around biosolids

3) **MANAGEMENT OF CLEAN UP ACTIVITIES: CALLS TO MAKE IMMEDIATELY AFTER SPILL -** Immediately notify your Supervisor. Independent carriers (IC) must also notify the appropriate Denali Operations Manager immediately. Then notify highway patrol (911) if spill occurred on public right-of-way. Give location and amount of spill to individual(s) contacted. If the spill occurs on State Highways or Interstates, the state DOT offices will most likely take the lead on providing equipment and crew to clean up the spill, however, check with your Supervisor. If possible, Denali labor and equipment are to be utilized. The Operations Manager shall also communicate with the authorities and the public on the scene, answering questions and advising of the cleanup activities. The following resources will be required:

If hauling truck and trailer are not disabled -

1. Minimum of 2 laborers (more depending on size of spill).
2. Class B, rubber tire front-end loader (this may not be required if spill is 2 cubic yards or less).
3. Dump truck with sand
4. Shovels
5. Brooms
6. Traffic Cones

If hauling truck and/or trailer are disabled -

- Same as above, plus a hauling truck and/or trailer as required.

4) **HALT SOURCE OF SPILL:** Such as a ruptured container or damaged transport unit. The first Denali representative (whether IC, operator, or manager) at the scene will begin procedures to halt the spill and initiate cleanup activities.

5) **CONTAIN SPILL:** Form a barrier. Enough quantities of straw shall be used for such purposes. Earthen barriers may be constructed to augment the straw bale containment area. The Operations Manager, or the person in charge on the spill site, will advise the cleanup personnel where to get the straw or other items

necessary to complete the cleanup operation, i.e. local farmers, farm supply center, nursery, etc.

6) CLEAN UP: At the spill site, the driver and/or clean-up crew shall perform the following clean-up procedures:

1. Park the hauling truck on the side of the road, if possible.
2. Administer emergency first aid, as appropriate, if personal injuries are encountered.
3. Place traffic cones, reflectors, and/or flares to divert traffic around the spill site.
4. Determine the extent of the spill and take photos of spill and final cleanup.
5. Spread sand over and around biosolids to absorb moisture and prevent movement into storm drains or other waterway inlets.
6. Move biosolids into a pile using shovels and brooms.
7. Using the front-end loader, reload piled biosolids into the hauler's truck (if not disabled) or into another available truck (if the hauler's truck is disabled). If the trailer is disabled, transfer to new trailer. For very small spills (2 cubic yards or less) use of the front-end loader may not be necessary; biosolids can be shoveled into a small truck for transport back to the plant.
8. Final clean-up is by means of shovels and brooms. **At no time should any biosolids be hosed down into any storm drains. Do not wash off tools or trucks at the spill location.**
9. Cooperate with law enforcement and/or fire department personnel responding to the spill. Inform them of the non-hazardous nature of the spilled material and actions to be carried out according to this plan.

7) FINAL CLEAN UP: Disposal of spilled biosolids following clean-up shall be as follows:

1. If not disabled, the hauler's truck may proceed to the original destination.
2. Any biosolids that have been loaded into a pick-up truck are to be returned to the Plant and loaded into the next available trailer or taken to the original destination.
3. Following clean-up and disposal of the spilled biosolids, all equipment used for spill response is to be returned to its originating location for cleaning.
4. The goal will be to restore the spill area to its original condition, if possible.

IN CASE OF SEVERE EMERGENCY: DIAL 911

EMERGENCY CONTACT LIST

Name	Area of Responsibility	Phone Number
Jacob Holsonback	**Operations Manager** Southeast Region	Office: N/A Mobile: 256.572.5405
Eric Skinner	**General Manager** Southeast Region	Office: N/A Mobile: 478.955.5861
Jeff Retzke	**Senior Environmental Manager** Southeast Region	Office: N/A Mobile: 256.503.4300
Clay Moore	**Safety Coordinator**	Office: N/A Mobile: 479.838.1216

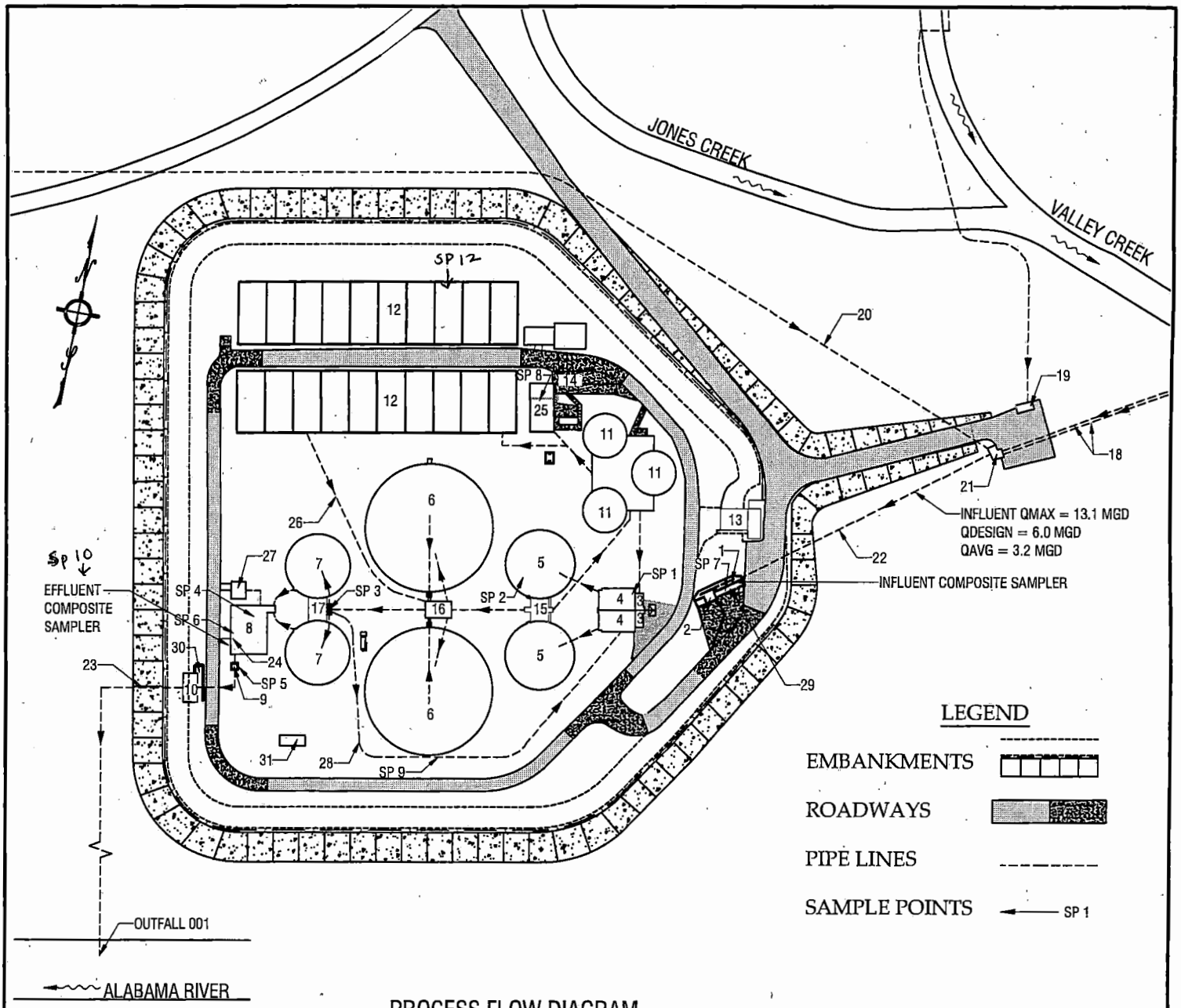

PROCESS FLOW DIAGRAM

1. BAR SCREEN
2. GRIT SEPARATOR
3. AERATED GRIT CHAMBERS
4. PRE-AERATION TANKS
5. PRIMARY CLARIFIERS
6. TRICKLING FILTERS
7. SECONDARY CLARIFIERS
8. CHLORINE CONTACT CHAMBER
9. PARSHALL FLUME
10. EFFLUENT PUMPING STATION
11. SLUDGE DIGESTION TANKS
12. SLUDGE DRYING BEDS
13. ADMINISTRATIVE BUILDING
14. LIQUID SLUDGE LOADING STAND
15. PRIMARY SLUDGE PUMPS AND AERATION BLOWERS
16. RE-CIRCULATING PUMPS
17. SECONDARY SLUDGE PUMPS
18. TWIN BARREL INVERTED SIPHON FROM WATER STREET
19. VALLEY CREEK PUMPING STATION AND FORCE MAIN
20. FORCE MAIN FROM WILLOW DRIVE PUMPING STATION
21. JUNCTION CHAMBER
22. PLANT INFLUENT LINE
23. OUTFALL TO ALABAMA RIVER
24. DE-CHLORINATION
25. CENTRIFUGE FOR SLUDGE DRYING
26. UNDERDRAIN RETURN
27. CHLORINATION BUILDING
28. CLARIFIER RETURN
29. SEPTAGE RECEIVING STATION
30. STORM WATER DISCHARGE POINT - OUTFALL 001S - SP-11
31. GENERATOR

SELMA POLLUTION CONTROL
VALLEY CREEK TREATMENT PLANT
SELMA, ALABAMA

EPA ID: 110044303857

NPDES #: AL0022578

VALLEY CREEK WWTP SELMA , ALABAMA

SAMPLE POINTS

PROCESS FLOW DIAGRAM

1. AERATION TANKS
2. PRIMARY CLARIFIER
3. SECONDARY CLARIFIER
4. CHLORINE CONTACT CHAMBER
5. PARSHALL FLUME
6. DECHLORINATION CHAMBER
7. INFLUENT COMPOSITE SAMPLER
8. CENTRIFUGE
9. CLARIFIER RETURN
10. EFFLUENT COMPOSITE SAMPLER
11. STORM WATER DICHARGE POINT
12. SLUDGE DRYING BEDS

EPA ID: 110044303857

NPDES # AL0022578

Topographic Map - Middleton Farm

scale: 1" = 1/2 mile

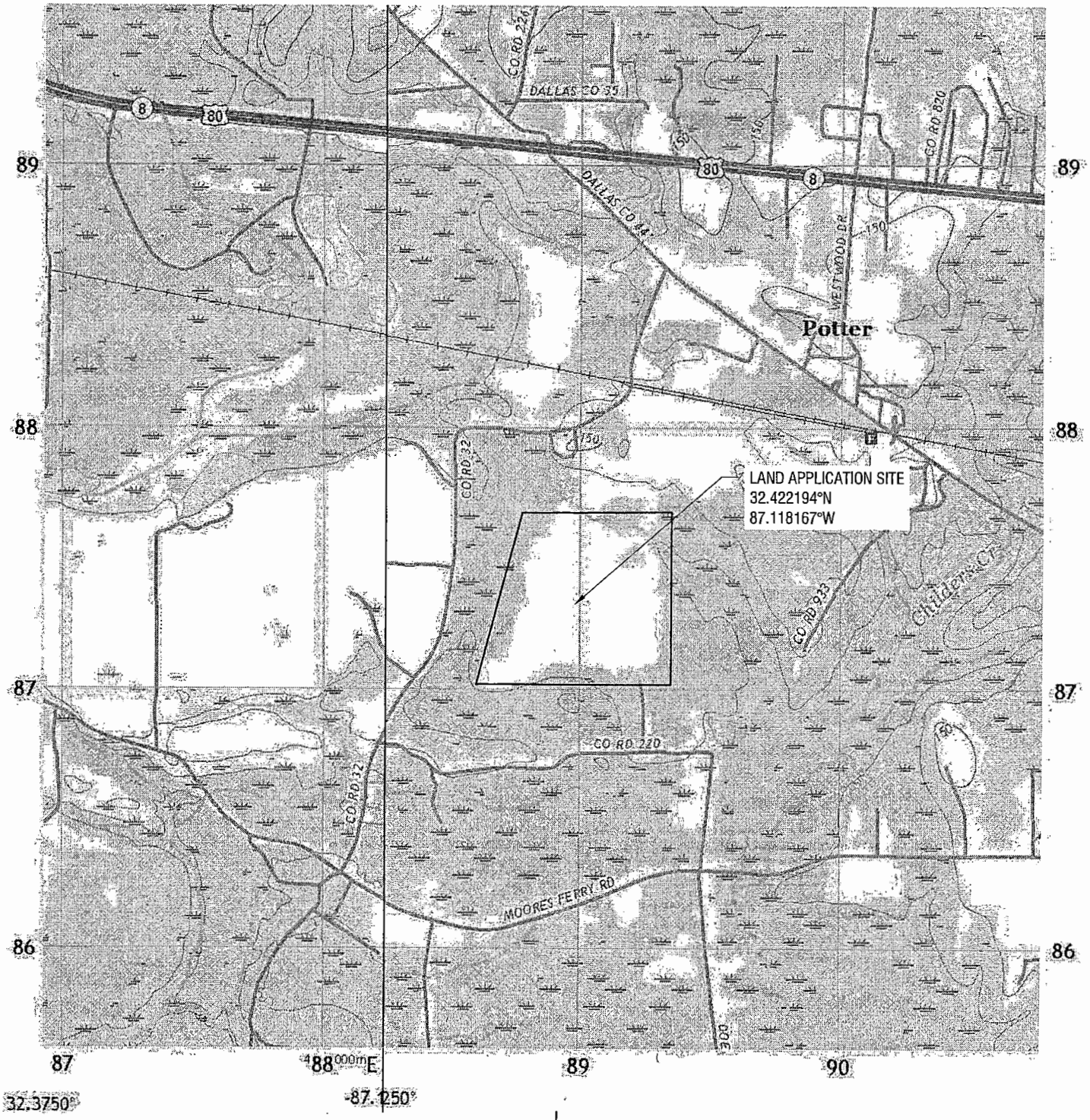

Produced by the United States Geological Survey
North American Datum of 1983 (NAD83)
World Geodetic System of 1984 (WGS84). Projection and
1 000-meter grid:Universal Transverse Mercator, Zone 16S
This map is not a legal document. Boundaries may be
generalized for this map scale. Private lands within government
reservations may not be shown. Obtain permission before
entering private lands.

Imagery.....NAIP, June 2015 - November 2015
Roads.....U.S. Census Bureau, 2017
Names.....GNIS, 1980 - 2018
Hydrography.....National Hydrography Dataset, 2003
Contours.....National Elevation Dataset, 2007 - 2018
Boundaries.....Multiple sources; see metadata file 2014 - 2016
Public Land Survey System.....BLM, 2015
Wetlands.....FWS National Wetlands Inventory 1981

ROAD CLASSIFICATION

Expressway
Secondary Hwy
Ramp
Local Connector
Local Road
4WD
Interstate Route
US Route
State Route

TTL
geotechnical . analytical . materials . environmental
Greensboro Avenue
P O Drawer 1128 (35403)
Tuscaloosa, AL 35401
205.345.0816 tel
205.343.0635 fax
www.TTLINC.com

TCLP Results For Landfill

February 08, 2017

Mr. Cloyd Nutt
Valley Creek WWTP - Selma Water Works
P. O. Box 326
Selma, AL 36702-0326

RE: Centrifuge Sludge
Work Order Number: **170112019**

Dear Client:

TTL, Inc. received sample(s) and/or data on Thursday, January 12, 2017 for the information presented in the attached report.

If you should have any questions regarding this information, please feel free to call. The work order number shown above will assist us in accessing your data more efficiently.

Thank you for the opportunity to provide these services.

Sincerely,
TTL, Inc.

Steve Martin
Chemist

Attachments

TTL
geotechnical . analytical . materials . environmental

Greensboro Avenue
Drawer 1128 (35403)
Tuscaloosa, AL 35401

205.345.0816 tel
205.343.0635 fax
www.TTLINC.com

Date: 08-Feb-17

CLIENT: Valley Creek WWTP - Selma Water Works
Project: Centrifuge Sludge
Lab Order: 170112019

CASE NARRATIVE

The sample was analyzed in general accordance with methods outlined in "Test Methods for Evaluating Solid Waste Physical/Chemical Methods", EPA, SW-846 and 40 CFR, Part 261, et al.

The reporting limit (PQL) for the TCLP-Base-Neutral/Acid Extractable fraction is the Method Detection Limit (MDL).

*ND = No Free Liquid Present

TTL
geotechnical . analytical . materials . environmental
Greensboro Avenue
Drawer 1128 (35403)
Tuscaloosa, AL 35401
205.345.0816 tel
205.343.0635 fax
www.TTLINC.com

Date: 08-Feb-17

CLIENT: Valley Creek WWTP - Selma Water Works
Project: Centrifuge Sludge
Lab Order: 170112019

Lab ID: 170112019-001
Collection Date: 01/12/2017 9:33
Client Sample ID: BioSolids - Centrifuge
Matrix: Solid

Analyses	Result	PQL	MCL	Units	DF	Date Analyzed
MERCURY, TCLP LEACHED		**SW7470**	Prep:(SW7470A)	01/24/2017 13:40		Analyst: **TBC**
Mercury, as Hg	< 0.100	0.100	0.2	mg/L	1	01/26/2017 13:20
TCLP METALS		**SW1311/6010A**	Prep:(SW1311)	01/23/2017 9:30		Analyst: **SFC**
Arsenic	< 0.50	0.50	5	mg/L	1	01/26/2017 10:35
Barium	< 1.00	1.00	100	mg/L	1	01/26/2017 10:35
Cadmium	< 0.10	0.10	1	mg/L	1	01/26/2017 10:35
Chromium	< 0.50	0.50	5	mg/L	1	01/26/2017 10:35
Lead	< 0.50	0.50	5	mg/L	1	01/26/2017 10:35
Selenium	< 0.10	0.10	1	mg/L	1	01/26/2017 10:35
Silver	< 0.50	0.50	5	mg/L	1	01/26/2017 10:35
SEMIVOLATILES, TCLP LEACHED		**SW1311/8270A**	Prep:(SW3520A)	01/20/2017 10:28		Analyst: **LAA**
Cresols, Total	< 0.08	0.08	200	mg/L	1	02/02/2017 23:39
o-cresol	< 0.08	0.08	200	mg/L	1	02/02/2017 23:39
m-cresol	< 0.06	0.06	200	mg/L	1	02/02/2017 23:39
p-cresol	< 0.10	0.10	200	mg/L	1	02/02/2017 23:39
1,4-dichlorobenzene	< 0.02	0.02	7.5	mg/L	1	02/02/2017 23:39
2,4-Dinitrotoluene	< 0.06	0.06	0.13	mg/L	1	02/02/2017 23:39
Hexachlorobenzene	< 0.02	0.02	0.13	mg/L	1	02/02/2017 23:39
Hexachlorobutadiene	< 0.04	0.04	0.5	mg/L	1	02/02/2017 23:39
Hexachloroethane	< 0.04	0.04	3	mg/L	1	02/02/2017 23:39
Nitrobenzene	< 0.06	0.06	2	mg/L	1	02/02/2017 23:39
Pentachlorophenol	< 0.24	0.24	100	mg/L	1	02/02/2017 23:39
Pyridine	< 0.10	0.10	5	mg/L	1	02/02/2017 23:39
2,4,5-Trichlorophenol	< 0.06	0.06	400	mg/L	1	02/02/2017 23:39
2,4,6-Trichlorophenol	< 0.10	0.10	2	mg/L	1	02/02/2017 23:39
VOLATILES, TCLP LEACHED		**SW1311/8240A**	Prep:(SW1311)	01/17/2017 14:00		Analyst: **LAA**
1,1-Dichloroethene	< 0.100	0.100	0.7	mg/L	20	01/26/2017 20:52
1,2-Dichloroethane	< 0.100	0.100	0.5	mg/L	20	01/26/2017 20:52
1,4-Dichlorobenzene	< 0.100	0.100	7.5	mg/L	20	01/26/2017 20:52
2-Butanone	< 2.00	2.00	200	mg/L	20	01/26/2017 20:52
Benzene	< 0.100	0.100	0.5	mg/L	20	01/26/2017 20:52
Carbon tetrachloride	< 0.100	0.100	0.5	mg/L	20	01/26/2017 20:52
Chlorobenzene	< 0.100	0.100	100	mg/L	20	01/26/2017 20:52
Chloroform	< 0.100	0.100	6	mg/L	20	01/26/2017 20:52
Tetrachloroethene	< 0.100	0.100	0.7	mg/L	20	01/26/2017 20:52
Trichloroethene	< 0.100	0.100	0.5	mg/L	20	01/26/2017 20:52
Vinyl chloride	< 0.200	0.200	0.2	mg/L	20	01/26/2017 20:52

TTL
geotechnical . analytical . materials . environmental

i Greensboro Avenue
r O Drawer 1128 (35403)
Tuscaloosa, AL 35401

205.345.0816 tel
205.343.0635 fax
www.TTLINC.com

Date: 08-Feb-17

CLIENT: Valley Creek WWTP - Selma Water Works
Project: Centrifuge Sludge
Lab Order: 170112019

Lab ID: 170112019-001
Collection Date: 01/12/2017 9:33
Client Sample ID: BioSolids - Centrifuge
Matrix: Solid

Analyses	Result	Limit	Units	DF	Date Analyzed
FECAL COLIFORM, DRY		**SM9222D**	Prep:		Analyst: **JML**
Fecal Coliform	14600	1.00	CFU/dry-gram	1	01/12/2017 12:35
NITRATE BY ION CHROMATOGRAPHY		**E300**	Prep:		Analyst: **CGR**
Nitrogen, Nitrate, as NO3-N	2.03	1.00	mg/Kg	10	01/13/2017 14:44
MERCURY IN SOILS AND SLUDGES		**SW7471A**	Prep:(SW7471A) 02/01/2017 9:30		Analyst: **TBC**
Mercury as Hg	3.63	0.454	mg/Kg-dry	148.81	02/02/2017 20:13
ICP METALS IN SOILS AND SLUDGES		**SW6010B**	Prep:(SW3050A) 01/24/2017 14:30		Analyst: **SFC**
Arsenic	< 1.42	1.42	mg/Kg-dry	46.6461	01/26/2017 10:35
Cadmium	< 0.14	0.14	mg/Kg-dry	46.6461	01/26/2017 10:35
Chromium	39.4	1.42	mg/Kg-dry	46.6461	01/26/2017 10:35
Copper	427	1.42	mg/Kg-dry	46.6461	01/26/2017 10:35
Lead	33.1	0.71	mg/Kg-dry	46.6461	01/26/2017 10:35
Molybdenum	8.28	7.12	mg/Kg-dry	46.6461	01/26/2017 10:35
Nickel	20.6	7.12	mg/Kg-dry	46.6461	01/26/2017 10:35
Selenium	< 1.42	1.42	mg/Kg-dry	46.6461	01/26/2017 10:35
Zinc	1340	7.12	mg/Kg-dry	46.6461	01/26/2017 10:35
PAINT FILTER TEST		**SW9095**	Prep:		Analyst: **TBC**
Paint Filter Test	*ND	0		1	01/17/2017 14:00
AMMONIA AS N		**M4500-NH3 BG 1997**	Prep:		Analyst: **KMC**
Nitrogen, Ammonia as N	734	25.0	mg/Kg	500	01/17/2017 8:00
TOTAL PHOSPHORUS AS P		**M4500-P B5 H**	Prep:		Analyst: **CRC**
Phosphorus as P	4060	500	mg/Kg	10000	02/01/2017 11:58
TOTAL KJELDAHL NITROGEN		**M4500-N B**	Prep:		Analyst: **KMC**
Nitrogen, Kjeldahl, Total as N	6510	25.0	mg/Kg	500	01/17/2017 8:00
TOTAL SOLIDS		**M2540 B**	Prep:		Analyst: **CRC**
Total solids	32.8	0.1	wt%	1	01/18/2017 15:00

Copyright ©2017 TTL, Inc. All rights reserved.

All information (written or electronic) from TTL concerning TTL's work is for the sole use and reliance of TTL's Client. TTL intends no third party beneficiaries (express or implied) and copies of such information received by any third parties are NOT for reliance unless TTL first receives a signed Secondary Client Agreement from the third party.

TTL WORK ORDER NUMBER
170112019

TTL Technology and Tradition

Sheet ____ of ____

Chain of Custody Form

Client: Selma Valley Creek WWTP
Contact: Gina Rivers
Mailing Address: P.O Box 326
City, State, Zip: Selma, AL 36701
Phone No.: 334-872-5048
Date: 1/12/17
Sampled By: Randy Brown - Client
Sample Site: Centrifuge
TTL Job No.: ____ Client P.O. # ____

Sample Security Requirements

1. Condition of Contents: Dry
2. Sealed for Shipping By: Randy Brown
3. Initial Contents Temp.: 6° °C Seal Applied Yes ✓ No ____
4. Sampling Status: Complete Expected Completion Date ____
5. Custody Seal Intact Upon Receipt by Laboratory: Yes ____ No ____
6. Condition of Contents: Good Seal
7. Comments: ____
8. Reporting Status: Routine; ASAP By ____; Rush By ____

Date	Time	Sample ID/Description	Sample Type	Sample Method		# of Containers	Preservatives	Analysis Parameters
			Solid, Etc.	Grab	Comp			
1/12/17	9:33	BioSolids	Solid		✓	1	None	TCLP VOC Metals, Semi Volitals
								Paint Filter Test
								503 Parameters
								Fecal — TS

CUSTODY TRANSFERS PRIOR TO SHIPPING

Relinquished by: (signed) Date/Time	Received by (signed) Date/Time
1 Randy Brown 1/12/17 9:40	1 Earl Lukes 1-12-17 9:41
2 Earl Lukes 1/12/17 10:55	2
3	3
4	4

SHIPPING DETAILS

Air Bill #: ____
Method of Shipment: Hand
Received By Lab: [signature]
Date/Time 1-12-17 10:55

TTL, Inc. - Tuscaloosa Office/Laboratory: 3516 Greensboro Avenue, Tuscaloosa, Alabama 35401, Telephone (205) 345-0816, FAX (205) 343-0609
TTL, Inc. - Montgomery Office: 4154 Lomac Street, Montgomery, Alabama 36106, Telephone (334) 244-0766, FAX (334) 244-6668

NOTE: Please read terms and conditions between TTL, Inc. and client on back of form.

TTL

geotechnical • analytical • materials • environmental

3516 Greensboro Avenue
P O Drawer 1128 (35403)
Tuscaloosa, AL 35401

205.345.0816 tel
205.343.0635 fax
www.TTLINC.com

June 21, 2016

Ms. Gina Rivers
Valley Creek WWTP - Selma Water Works
P. O. Box 326
Selma, AL 36702-0326

RE: Valley Creek WWTP Sludge - 503 - Full List
Work Order Number: **160525016**

Dear Client:

TTL, Inc. received sample(s) and/or data on Wednesday, May 25, 2016 for the information presented in the attached report.

If you should have any questions regarding this information, please feel free to call. The work order number shown above will assist us in accessing your data more efficiently.

Thank you for the opportunity to provide these services.

Sincerely,
TTL, Inc.

Steve Martin
Chemist

Attachments

TTL
geotechnical • analytical • materials • environmental

3516 Greensboro Avenue
P O Drawer 1128 (35403)
Tuscaloosa, AL 35401

205.345.0816 tel
205.343.0635 fax
www.TTLINC.com

Date: 21-Jun-16

CLIENT: Valley Creek WWTP - Selma Water Works
Project: Valley Creek WWTP Sludge - 503 - Full List
Lab Order: 160525016

CASE NARRATIVE

The samples were analyzed in general accordance with methods outlined in "Test Methods for Evaluating Solid Waste Physical/Chemical Methods", EPA, SW-846.

TTL
geotechnical • analytical • materials • environmental

3516 Greensboro Avenue
P O Drawer 1128 (35403)
Tuscaloosa, AL 35401

205.345.0816 tel
205.343.0635 fax
www.TTLINC.com

Date: 21-Jun-16

CLIENT: Valley Creek WWTP - Selma Water Works
Project: Valley Creek WWTP Sludge - 503 - Full List
Lab Order: 160525016

Lab ID: 160525016-001
Collection Date: 05/25/2016 9:00
Client Sample ID: 503 Sludge Sample - Full List
Matrix: Solid

Analyses	Result	Limit	Units	DF	Date Analyzed
FECAL COLIFORM, DRY		**SM9222D**	Prep:		Analyst: **MMC**
Fecal Coliform	1300	1.00	CFU/dry-gram	1	05/25/2016 13:00
NITRATE BY ION CHROMATOGRAPHY		**E300**	Prep:		Analyst: **CGR**
Nitrogen, Nitrate, as NO3-N	< 1.00	1.00	mg/Kg	10	05/26/2016 12:42
MERCURY IN SOILS AND SLUDGES		**SW7471A**	Prep:		Analyst: **TBC**
Mercury as Hg	1.15	0.201	mg/Kg	201.309	06/16/2016 14:05
ICP METALS IN SOILS AND SLUDGES		**SW6010B**	Prep:(SW3050A)	06/09/2016 13:35	Analyst: **SFC**
Arsenic	< 0.50	0.50	mg/Kg	50.2765	06/16/2016 11:46
Cadmium	< 0.05	0.05	mg/Kg	50.2765	06/16/2016 11:46
Chromium	12.8	0.50	mg/Kg	50.2765	06/16/2016 11:46
Copper	129	0.50	mg/Kg	50.2765	06/16/2016 11:46
Lead	11.5	0.25	mg/Kg	50.2765	06/16/2016 11:46
Molybdenum	< 2.51	2.51	mg/Kg	50.2765	06/16/2016 11:46
Nickel	5.74	2.51	mg/Kg	50.2765	06/16/2016 11:46
Selenium	< 0.50	0.50	mg/Kg	50.2765	06/16/2016 11:46
Zinc	404	2.51	mg/Kg	50.2765	06/16/2016 11:46
AMMONIA AS N		**M4500-NH3 BG 1997**	Prep:		Analyst: **KMC**
Nitrogen, Ammonia as N	1010	12.5	mg/Kg	5	06/01/2016 8:00
TOTAL PHOSPHORUS AS P		**M4500-P B5 H**	Prep:		Analyst: **CRC**
Phosphorus as P	< 500	500	mg/Kg	200	05/27/2016 14:52
TOTAL KJELDAHL NITROGEN		**M4500-N B**	Prep:		Analyst: **KMC**
Nitrogen, Kjeldahl, Total as N	2720	12.5	mg/Kg	5	06/01/2016 8:00
TOTAL SOLIDS		**M2540 B**	Prep:		Analyst: **CRC**
Total solids	36.8	0.1	wt%	1	05/26/2016 14:50

Copyright ©2016 TTL, Inc. All rights reserved.

All information (written or electronic) from TTL concerning TTL's work is for the sole use and reliance of TTL's Client. TTL intends no third party beneficiaries (express or implied) and copies of such information received by any third parties are NOT for reliance unless TTL first receives a signed Secondary Client Agreement from the third party.

TTL
geotechnical • analytical • materials • environmental

3516 Greensboro Avenue
P O Drawer 1128 (35403)
Tuscaloosa, AL 35401

205.345.0816 tel
205.343.0635 fax
www.TTLINC.com

Date: 21-Jun-16

CLIENT: Valley Creek WWTP - Selma Water Works
Project: Valley Creek WWTP Sludge - 503 - Full List
Lab Order: 160525016

Lab ID: 160525016-001
Collection Date: 05/25/2016 9:00
Client Sample ID: 503 Sludge Sample - Full List
Matrix: Solid

Analyses	Result	Limit	Units	DF	Date Analyzed
FECAL COLIFORM, DRY		**SM9222D**	Prep:		Analyst: **MMC**
Fecal Coliform	1300	1.00	CFU/dry-gram	1	05/25/2016 13:00
NITRATE BY ION CHROMATOGRAPHY		**E300**	Prep:		Analyst: **CGR**
Nitrogen, Nitrate, as NO3-N	< 1.00	1.00	mg/Kg	10	05/26/2016 12:42
MERCURY IN SOILS AND SLUDGES		**SW7471A**	Prep:		Analyst: **TBC**
Mercury as Hg	3.13	0.547	mg/Kg-dry	201.309	06/16/2016 14:05
ICP METALS IN SOILS AND SLUDGES		**SW6010B**	Prep:(SW3050A)	06/09/2016 13:35	Analyst: **SFC**
Arsenic	< 1.37	1.37	mg/Kg-dry	50.2765	06/16/2016 11:46
Cadmium	< 0.14	0.14	mg/Kg-dry	50.2765	06/16/2016 11:46
Chromium	34.8	1.37	mg/Kg-dry	50.2765	06/16/2016 11:46
Copper	352	1.37	mg/Kg-dry	50.2765	06/16/2016 11:46
Lead	31.4	0.68	mg/Kg-dry	50.2765	06/16/2016 11:46
Molybdenum	< 6.83	6.83	mg/Kg-dry	50.2765	06/16/2016 11:46
Nickel	15.6	6.83	mg/Kg-dry	50.2765	06/16/2016 11:46
Selenium	< 1.37	1.37	mg/Kg-dry	50.2765	06/16/2016 11:46
Zinc	1100	6.83	mg/Kg-dry	50.2765	06/16/2016 11:46
AMMONIA AS N		**M4500-NH3 BG 1997**	Prep:		Analyst: **KMC**
Nitrogen, Ammonia as N	1010	12.5	mg/Kg	5	06/01/2016 8:00
TOTAL PHOSPHORUS AS P		**M4500-P B5 H**	Prep:		Analyst: **CRC**
Phosphorus as P	< 500	500	mg/Kg	200	05/27/2016 14:52
TOTAL KJELDAHL NITROGEN		**M4500-N B**	Prep:		Analyst: **KMC**
Nitrogen, Kjeldahl, Total as N	2720	12.5	mg/Kg	5	06/01/2016 8:00
TOTAL SOLIDS		**M2540 B**	Prep:		Analyst: **CRC**
Total solids	36.8	0.1	wt%	1	05/26/2016 14:50

Copyright ©2016 TTL, Inc. All rights reserved.

All information (written or electronic) from TTL concerning TTL's work is for the sole use and reliance of TTL's Client. TTL intends no third party beneficiaries (express or implied) and copies of such information received by any third parties are NOT for reliance unless TTL first receives a signed Secondary Client Agreement from the third party.

TTL WORK ORDER NUMBER
160525016

TTL Technology and Tradition

SA

Sheet 1 of 1

Chain of Custody Form

Client: Selma Valley Creek WWTP
Contact: Gina Rivers
Mailing Address: P.O Box 326
City, State, Zip: Selma, AL 36701
Phone No.: (334) 872-5048
Date: 5/25/16
Sampled By: Randy Brown - CLCSA
Sample Site: Centrifuge
TTL Job No.: _____ Client P.O. # _____

Sample Security Requirements

1. Condition of Contents: Dry
2. Sealed for Shipping By: Gina Rivers
3. Initial Contents Temp.: 6° °C Seal Applied Yes ✓ No ____
4. Sampling Status: Complete Expected Completion Date ____
5. Custody Seal Intact Upon Receipt by Laboratory: Yes ____ No ____
6. Condition of Contents: Good - Ga
7. Comments: ____
8. Reporting Status: Routine; ASAP By ____; Rush By ____

Date	Time	Sample ID/Description	Sample Type	Sample Method		# of Containers	Preservatives	Analysis Parameters
			Solid, Etc.	Grab	Comp			
5/25/16	7:00	Bio Solids #2	Solid		✓	1	NONE	Dry Fecal / TS - WW
5/25/16	8:00	Bio Solids #3	Solid		✓	1	NONE	Dry Fecal / TS - WW
5/25/16	9:00	Bio Solids #1	Solid		✓	1	NONE	Dry Fecal / TS - WW
								EPA 503 METALS
								NUTRIENTS, TKN, TOTAL NO_2 + NO_3
								Ammonia, Phosphorus, Potassium

CUSTODY TRANSFERS PRIOR TO SHIPPING

Relinquished by: (signed)	Date/Time	Received by (signed)	Date/Time
1 Randy Brown	9:05 5/25/16	1 Gina Rivers	9:05 5/25/16
2 Gina Rivers	9:15 5/25/16	2 Paul Lubey	9:15 5/25/16
3 Paul Lubey	10:25 5/25/16	3	
4		4	

SHIPPING DETAILS

Air Bill #: ____
Method of Shipment: Hand
Received By Lab: Sepeo
Date/Time 5/25/16 10:25

TTL

geotechnical • analytical • materials • environmental

3516 Greensboro Avenue
P O Drawer 1128 (35403)
Tuscaloosa, AL 35401

205.345.0816 tel
205.343.0635 fax
www.TTLINC.com

July 19, 2016

Ms. Gina Rivers
Valley Creek WWTP - Selma Water Works
P. O. Box 326
Selma, AL 36702-0326

RE: Valley Creek WWTP Sludge - 503 - Full List
Work Order Number: **160525016**

Dear Client:

TTL, Inc. received sample(s) and/or data on Wednesday, May 25, 2016 for the information presented in the attached report.

If you should have any questions regarding this information, please feel free to call. The work order number shown above will assist us in accessing your data more efficiently.

Thank you for the opportunity to provide these services.

Sincerely,
TTL, Inc.

Steve Martin
Chemist

Attachments

TTL
geotechnical • analytical • materials • environmental

3516 Greensboro Avenue
P O Drawer 1128 (35403)
Tuscaloosa, AL 35401

205.345.0816 tel
205.343.0635 fax
www.TTLINC.com

Date: 19-Jul-16

CLIENT: Valley Creek WWTP - Selma Water Works
Project: Valley Creek WWTP Sludge - 503 - Full List
Lab Order: 160525016

CASE NARRATIVE

The samples were analyzed in general accordance with methods outlined in "Test Methods for Evaluating Solid Waste Physical/Chemical Methods", EPA, SW-846.

TTL
geotechnical • analytical • materials • environmental

3516 Greensboro Avenue
P O Drawer 1128 (35403)
Tuscaloosa, AL 35401

205.345.0816 tel
205.343.0635 fax
www.TTLINC.com

Date: 19-Jul-16

CLIENT: Valley Creek WWTP - Selma Water Works
Project: Valley Creek WWTP Sludge - 503 - Full List
Lab Order: 160525016

Lab ID: 160525016-001
Collection Date: 05/25/2016 9:00
Client Sample ID: 503 Sludge Sample - Full List
Matrix: Solid

Analyses	Result	Limit	Units	DF	Date Analyzed
FECAL COLIFORM, DRY		**SM9222D**	Prep:		Analyst: **MMC**
Fecal Coliform	1300	1.00	CFU/dry-gram	1	05/25/2016 13:00
NITRATE BY ION CHROMATOGRAPHY		**E300**	Prep:		Analyst: **CGR**
Nitrogen, Nitrate, as NO3-N	< 1.00	1.00	mg/Kg	10	05/26/2016 12:42
MERCURY IN SOILS AND SLUDGES		**SW7471A**	Prep:		Analyst: **TBC**
Mercury as Hg	3.13	0.547	mg/Kg-dry	201.309	06/16/2016 14:05
ICP METALS IN SOILS AND SLUDGES		**SW6010B**	Prep:(SW3050A)	06/09/2016 13:35	Analyst: **SFC**
Arsenic	< 1.37	1.37	mg/Kg-dry	50.2765	06/16/2016 11:46
Cadmium	< 0.14	0.14	mg/Kg-dry	50.2765	06/16/2016 11:46
Chromium	34.8	1.37	mg/Kg-dry	50.2765	06/16/2016 11:46
Copper	352	1.37	mg/Kg-dry	50.2765	06/16/2016 11:46
Lead	31.4	0.68	mg/Kg-dry	50.2765	06/16/2016 11:46
Molybdenum	< 6.83	6.83	mg/Kg-dry	50.2765	06/16/2016 11:46
Nickel	15.6	6.83	mg/Kg-dry	50.2765	06/16/2016 11:46
Selenium	< 1.37	1.37	mg/Kg-dry	50.2765	06/16/2016 11:46
Zinc	1100	6.83	mg/Kg-dry	50.2765	06/16/2016 11:46
AMMONIA AS N		**M4500-NH3 BG 1997**	Prep:		Analyst: **KMC**
Nitrogen, Ammonia as N	1010	12.5	mg/Kg	5	06/01/2016 8:00
TOTAL PHOSPHORUS AS P		**M4500-P B5 H**	Prep:		Analyst: **CRC**
Phosphorus as P	< 500	500	mg/Kg	200	05/27/2016 14:52
TOTAL KJELDAHL NITROGEN		**M4500-N B**	Prep:		Analyst: **KMC**
Nitrogen, Kjeldahl, Total as N	2720	12.5	mg/Kg	5	06/01/2016 8:00
TOTAL SOLIDS		**M2540 B**	Prep:		Analyst: **CRC**
Total solids	36.8	0.1	wt%	1	05/26/2016 14:50

Lab ID: 160525016-002
Collection Date: 05/25/2016 9:00
Client Sample ID: Sample for Potassium
Matrix: Solid

Analyses	Result	Limit	Units	DF	Date Analyzed
ICP METALS IN SOILS AND SLUDGES		**SW6010B**	Prep:(SW3050A)	06/09/2016 13:35	Analyst: **SFC**
Potassium	343	25.1	mg/Kg	50.2765	07/14/2016 18:29

Copyright ©2016 TTL, Inc. All rights reserved.

All information (written or electronic) from TTL concerning TTL's work is for the sole use and reliance of TTL's Client. TTL intends no third party beneficiaries (express or implied) and copies of such information received by any third parties are NOT for reliance unless TTL first receives a signed Secondary Client Agreement from the third party.

TTL WORK ORDER NUMBER
160525016

TTL Technology and Tradition

Sh

Sheet 1 of 1

Chain of Custody Form

Client: Selma Valley Creek WWTP
Contact: Gina Rivers
Mailing Address: P.O Box 326
City, State, Zip: Selma, AL 36701
Phone No.: (334) 872-5048
Date: 5/25/16
Sampled By: Randy Brown - CLICSA
Sample Site: Centrifuge
TTL Job No.: _____ Client P.O. # _____

Sample Security Requirements

1. Condition of Contents: Dry
2. Sealed for Shipping By: Gina Rivers
3. Initial Contents Temp.: 6° °C Seal Applied Yes ✓ No ____
4. Sampling Status: Complete Expected Completion Date ____
5. Custody Seal Intact Upon Receipt by Laboratory: Yes ____ No ____
6. Condition of Contents: Good - Ca
7. Comments: ____
8. Reporting Status: Routine; ASAP By ____; Rush By ____

Date	Time	Sample ID/Description	Sample Type	Sample Method		# of Containers	Preservatives	Analysis Parameters
			Solid, Etc.	Grab	Comp			
5/25/16	7:00	Bio Solids #2	Solid		✓	1	None	Dry Fecal / TS - WW
5/25/16	8:00	Bio Solids #3	Solid		✓	1	None	Dry Fecal / TS - WW
5/25/16	9:00	Bio Solids #1	Solid		✓	1	None	Dry Fecal / TS - WW EPA 503 Metals Nutrients, TKN, Total NO_2 + NO_3 Ammonia, Phosphorus, Potassium

CUSTODY TRANSFERS PRIOR TO SHIPPING

Relinquished by: (signed) Date/Time
1 [signature] 9:05 5/25/16
2 Gina Rivers 9:15 5/25/16
3 [signature] 10:25 5/25/16
4 ____

Received by (signed) Date/Time
1 Gina Rivers 9:05 5/25/16
2 [signature] 9:15 5/25/16
3 ____
4 ____

SHIPPING DETAILS

Air Bill #: ____
Method of Shipment: Hand
Received By Lab: [signature]
Date/Time 5/25/16 10:25

TTL, Inc. - Tuscaloosa Office/Laboratory: 3516 Greensboro Avenue, Tuscaloosa, Alabama 35401, Telephone (205) 345-0816, FAX (205) 343-0609
TTL, Inc. - Montgomery Office: 4154 Lomac Street, Montgomery, Alabama 36106, Telephone (334) 244-0766, FAX (334) 244-6668

TTL
geotechnical • analytical • materials • environmental

3516 Greensboro Avenue
P O Drawer 1128 (35403)
Tuscaloosa, AL 35401

205.345.0816 tel
205.343.0635 fax
www.TTLINC.com

June 03, 2016

Ms. Gina Rivers
Valley Creek WWTP - Selma Water Works
P. O. Box 326
Selma, AL 36702-0326

RE: Valley Creek WWTP Sludge - 503 - Fecal Only
Work Order Number: **160525017**

Dear Client:

TTL, Inc. received sample(s) and/or data on Wednesday, May 25, 2016 for the information presented in the attached report.

If you should have any questions regarding this information, please feel free to call. The work order number shown above will assist us in accessing your data more efficiently.

Thank you for the opportunity to provide these services.

Sincerely,
TTL, Inc.

Steve Martin
Chemist

Attachments

TTL
geotechnical • analytical • materials • environmental

3516 Greensboro Avenue
P O Drawer 1128 (35403)
Tuscaloosa, AL 35401

205.345.0816 tel
205.343.0635 fax
www.TTLINC.com

Date: 03-Jun-16

CLIENT: Valley Creek WWTP - Selma Water Works
Project: Valley Creek WWTP Sludge - 503 - Fecal Only
Lab Order: 160525017

CASE NARRATIVE

The samples were analyzed in general accordance with methods outlined in "Test Methods for Evaluating Solid Waste Physical/Chemical Methods", EPA, SW-846.

TTL
geotechnical • analytical • materials • environmental
3516 Greensboro Avenue
P O Drawer 1128 (35403)
Tuscaloosa, AL 35401
205.345.0816 tel
205.343.0635 fax
www.TTLINC.com

Date: 03-Jun-16

CLIENT: Valley Creek WWTP - Selma Water Works
Project: Valley Creek WWTP Sludge - 503 - Fecal Only
Lab Order: 160525017

Lab ID: 160525017-001
Collection Date: 05/25/2016 7:00
Client Sample ID: 503 Sludge Sample - Fecal Only #2
Matrix: Solid

Analyses	Result	Limit	Units	DF	Date Analyzed
FECAL COLIFORM, DRY		**SM9222D**	Prep:		Analyst: **MMC**
Fecal Coliform	1010	1.00	CFU/dry-gram	1	05/25/2016 13:00
TOTAL SOLIDS		**M2540 B**	Prep:		Analyst: **CRC**
Total solids	35.5	0.1	wt%	1	05/26/2016 14:50

Lab ID: 160525017-002
Collection Date: 05/25/2016 8:00
Client Sample ID: 503 Sludge Sample - Fecal Only #3
Matrix: Solid

Analyses	Result	Limit	Units	DF	Date Analyzed
FECAL COLIFORM, DRY		**SM9222D**	Prep:		Analyst: **MMC**
Fecal Coliform	573	1.00	CFU/dry-gram	1	05/25/2016 13:00
TOTAL SOLIDS		**M2540 B**	Prep:		Analyst: **CRC**
Total solids	34.9	0.1	wt%	1	05/26/2016 14:50

Copyright ©2016 TTL, Inc. All rights reserved.

All information (written or electronic) from TTL concerning TTL's work is for the sole use and reliance of TTL's Client. TTL intends no third party beneficiaries (express or implied) and copies of such information received by any third parties are NOT for reliance unless TTL first receives a signed Secondary Client Agreement from the third party.

TTL WORK ORDER NUMBER
160525 017

TTL Technology and Tradition

Sh

Sheet 1 of 1

Chain of Custody Form

Client: Selma Valley Creek WWTP
Contact: Gina Rivers
Mailing Address: P.O Box 326
City, State, Zip: Selma, AL 36701
Phone No.: (334) 872-5048
Date: 5/25/16
Sampled By: Randy Brown - CWCSA
Sample Site: Centrifuge
TTL Job No.: _____ **Client P.O. #** _____

Sample Security Requirements

1. Condition of Contents: Dry
2. Sealed for Shipping By: Gina Rivers
3. Initial Contents Temp.: 6° °C Seal Applied Yes ✓ No ____
4. Sampling Status: Complete Expected Completion Date ____
5. Custody Seal Intact Upon Receipt by Laboratory: Yes ____ No ____
6. Condition of Contents: Good - Ice
7. Comments: ____
8. Reporting Status: Routine; ASAP By ____; Rush By ____

Date	Time	Sample ID/Description	Sample Type	Sample Method		# of Containers	Preservatives	Analysis Parameters
			Solid, Etc.	Grab	Comp			
5/25/16	7:00	Bio Solids #2	Solid		✓	1	None	Dry Fecal / TS - WW
5/25/16	8:00	Bio Solids #3	Solid		✓	1	None	Dry Fecal / TS - WW
5/25/16	9:00	Bio Solids #1	Solid		✓	1	None	Dry Fecal / TS - WW
								EPA 503 Metals
								Nutrients, TKN, Total NO_2 + NO_3
								Ammonia, Phosphorus, Potassium

CUSTODY TRANSFERS PRIOR TO SHIPPING

Relinquished by: (signed)	Date/Time	Received by (signed)	Date/Time
1 Randy Brown	9:05 5/25/16	Gina Rivers	9:05 5/25/16
2 Gina Rivers	9:15 5/25/16	Earl Lindsey	9:15 5/25/16
3 Earl Lindsey	10:25 5/25/16		
4			

SHIPPING DETAILS

Air Bill #: ____
Method of Shipment: Hand
Received By Lab: Sepers
Date/Time 5/25/16 10:25

TTL

geotechnical • analytical • materials • environmental

3516 Greensboro Avenue
P O Drawer 1128 (35403)
Tuscaloosa, AL 35401

205.345.0816 tel
205.343.0635 fax
www.TTLINC.com

June 03, 2016

Ms. Gina Rivers
Valley Creek WWTP - Selma Water Works
P. O. Box 326
Selma, AL 36702-0326

RE: Valley Creek WWTP Sludge - 503 - Fecal Only
Work Order Number: **160526002**

Dear Client:

TTL, Inc. received sample(s) and/or data on Thursday, May 26, 2016 for the information presented in the attached report.

If you should have any questions regarding this information, please feel free to call. The work order number shown above will assist us in accessing your data more efficiently.

Thank you for the opportunity to provide these services.

Sincerely,
TTL, Inc.

Steve Martin
Chemist

Attachments

TTL
geotechnical • analytical • materials • environmental

3516 Greensboro Avenue
P O Drawer 1128 (35403)
Tuscaloosa, AL 35401

205.345.0816 tel
205.343.0635 fax
www.TTLINC.com

Date: 03-Jun-16

CLIENT: Valley Creek WWTP - Selma Water Works
Project: Valley Creek WWTP Sludge - 503 - Fecal Only
Lab Order: 160526002

CASE NARRATIVE

The samples were analyzed in general accordance with methods outlined in "Test Methods for Evaluating Solid Waste Physical/Chemical Methods", EPA, SW-846.

TTL
geotechnical • analytical • materials • environmental

3516 Greensboro Avenue
P O Drawer 1128 (35403)
Tuscaloosa, AL 35401

205.345.0816 tel
205.343.0635 fax
www.TTLINC.com

Date: 03-Jun-16

CLIENT: Valley Creek WWTP - Selma Water Works
Project: Valley Creek WWTP Sludge - 503 - Fecal Only
Lab Order: 160526002

Lab ID: 160526002-001 **Collection Date:** 05/26/2016 4:00
Client Sample ID: 503 Sludge Sample - Fecal Only **Matrix:** Solid

Analyses	Result	Limit	Units	DF	Date Analyzed
FECAL COLIFORM, DRY		**SM9222D**	Prep:		Analyst: **JML**
Fecal Coliform	552	1.00	CFU/dry-gram	1	05/26/2016 10:20
TOTAL SOLIDS		**M2540 B**	Prep:		Analyst: **CRC**
Total solids	36.2	0.1	wt%	1	05/26/2016 14:50

Lab ID: 160526002-002 **Collection Date:** 05/26/2016 5:00
Client Sample ID: 503 Sludge Sample - Fecal Only **Matrix:** Solid

Analyses	Result	Limit	Units	DF	Date Analyzed
FECAL COLIFORM, DRY		**SM9222D**	Prep:		Analyst: **JML**
Fecal Coliform	708	1.00	CFU/dry-gram	1	05/26/2016 10:20
TOTAL SOLIDS		**M2540 B**	Prep:		Analyst: **CRC**
Total solids	36.7	0.1	wt%	1	05/26/2016 14:50

Lab ID: 160526002-003 **Collection Date:** 05/26/2016 6:00
Client Sample ID: 503 Sludge Sample - Fecal Only **Matrix:** Solid

Analyses	Result	Limit	Units	DF	Date Analyzed
FECAL COLIFORM, DRY		**SM9222D**	Prep:		Analyst: **JML**
Fecal Coliform	1100	1.00	CFU/dry-gram	1	05/26/2016 10:20
TOTAL SOLIDS		**M2540 B**	Prep:		Analyst: **CRC**
Total solids	36.4	0.1	wt%	1	05/26/2016 14:50

Lab ID: 160526002-004 **Collection Date:** 05/26/2016 7:00
Client Sample ID: 503 Sludge Sample - Fecal Only **Matrix:** Solid

Analyses	Result	Limit	Units	DF	Date Analyzed
FECAL COLIFORM, DRY		**SM9222D**	Prep:		Analyst: **JML**
Fecal Coliform	988	1.00	CFU/dry-gram	1	05/26/2016 10:20
TOTAL SOLIDS		**M2540 B**	Prep:		Analyst: **CRC**
Total solids	36.4	0.1	wt%	1	05/26/2016 14:50

Copyright ©2016 TTL, Inc. All rights reserved.

All information (written or electronic) from TTL concerning TTL's work is for the sole use and reliance of TTL's Client. TTL intends no third party beneficiaries (express or implied) and copies of such information received by any third parties are NOT for reliance unless TTL first receives a signed Secondary Client Agreement from the third party.

TTL WORK ORDER NUMBER
160526002

TTL Technology and Tradition

SA

Sheet ____ of ____

Chain of Custody Form

Client: Selma Valley Creek WWTP
Contact: Gina Rivers
Mailing Address: P.O. Box 326
City, State, Zip: Selma, AL 36701
Phone No.: (334) 872-5048
Date: 5/26/15
Sampled By: Randy Brown - Client
Sample Site: Centrifuge
TTL Job No.: ____ Client P.O. # ____

Sample Security Requirements

1. Condition of Contents: Dry
2. Sealed for Shipping By: Gina Rivers
3. Initial Contents Temp.: 6° °C Seal Applied Yes ✓ No ____
4. Sampling Status: Complete Expected Completion Date ____
5. Custody Seal Intact Upon Receipt by Laboratory: Yes ____ No ____
6. Condition of Contents: Good
7. Comments: ____
8. Reporting Status: Routine; ASAP By ____; Rush By ____

Date	Time	Sample ID/Description	Sample Type	Sample Method		# of Containers	Preservatives	Analysis Parameters
			Solid, Etc.	Grab	Comp			
5/26/16	4:00	Bio Solids	Solid		✓	1	None	Dry Fecal / TS — WW
5/26/16	5:00	Bio Solids	Solid		✓	1	None	Dry Fecal / TS — WW
5/26/16	6:00	Bio Solids	Solid		✓	1	None	Dry Fecal / TS — WW
5/26/16	7:00	Bio Solids	Solid		✓	1	None	Dry Fecal / TS — WW

CUSTODY TRANSFERS PRIOR TO SHIPPING

Relinquished by (signed)	Date/Time	Received by (signed)	Date/Time
1 Randy Brown	5/26/16 8:05	1 Gina Rivers	5/26/16 8:05
2 Gina Rivers	5/26/16 8:15	2 [illegible]	5/26/16 8:15
3 [illegible]	5-26-16 9:30	3	
4		4	

SHIPPING DETAILS

Air Bill #: ____
Method of Shipment: Hand.
Received By Lab: [illegible]
Date/Time 5/26/16 9:30

TTL

geotechnical • analytical • materials • environmental

3516 Greensboro Avenue
P O Drawer 1128 (35403)
Tuscaloosa, AL 35401

205.345.0816 tel
205.343.0635 fax
www.TTLINC.com

June 16, 2017

Mr. Cloyd Nutt
Valley Creek WWTP - Selma Water Works
P. O. Box 326
Selma, AL 36702-0326

RE: Valley Creek WWTP Sludge - 503 - Full List
Work Order Number: **170518008**

Dear Client:

TTL, Inc. received sample(s) and/or data on Thursday, May 18, 2017 for the information presented in the attached report.

If you should have any questions regarding this information, please feel free to call. The work order number shown above will assist us in accessing your data more efficiently.

Thank you for the opportunity to provide these services.

Sincerely,
TTL, Inc.

Steve Martin
Chemist

Attachments

TTL
geotechnical • analytical • materials • environmental
3516 Greensboro Avenue
P O Drawer 1128 (35403)
Tuscaloosa, AL 35401
205.345.0816 tel
205.343.0635 fax
www.TTLINC.com

Date: 16-Jun-17

CLIENT: Valley Creek WWTP - Selma Water Works
Project: Valley Creek WWTP Sludge - 503 - Full List
Lab Order: 170518008

Lab ID: 170518008-001 **Collection Date:** 05/18/2017 0:00
Client Sample ID: 503 Sludge Composite Sample-Full List (5-18 & 23) **Matrix:** Solid

Analyses	Result	Limit	Units	DF	Date Analyzed
NITRATE BY ION CHROMATOGRAPHY		**E300**	Prep:		Analyst: **CGR**
Nitrogen, Nitrate, as NO3-N	1.89	1.00	mg/Kg	10	05/19/2017 15:49
MERCURY IN SOILS AND SLUDGES		**SW7471A**	Prep:(SW7471A)	05/25/2017 11:20	Analyst: **TBC**
Mercury as Hg	4.07	0.681	mg/Kg-dry	241.779	06/14/2017 14:40
ICP METALS IN SOILS AND SLUDGES		**SW6010B**	Prep:(SW3050A)	05/25/2017 11:00	Analyst: **SFC**
Arsenic	< 1.34	1.34	mg/Kg-dry	47.7236	06/14/2017 12:40
Cadmium	< 0.13	0.13	mg/Kg-dry	47.7236	06/14/2017 12:40
Chromium	43.3	1.34	mg/Kg-dry	47.7236	06/14/2017 12:40
Copper	380	1.34	mg/Kg-dry	47.7236	06/14/2017 12:40
Lead	29.6	0.67	mg/Kg-dry	47.7236	06/14/2017 12:40
Molybdenum	< 6.72	6.72	mg/Kg-dry	47.7236	06/14/2017 12:40
Nickel	22.5	6.72	mg/Kg-dry	47.7236	06/14/2017 12:40
Potassium	706	67.2	mg/Kg-dry	47.7236	06/13/2017 12:39
Selenium	< 1.34	1.34	mg/Kg-dry	47.7236	06/14/2017 12:40
Zinc	1230	6.72	mg/Kg-dry	47.7236	06/14/2017 12:40
AMMONIA AS N		**M4500-NH3 BG 1997**	Prep:		Analyst: **KMC**
Nitrogen, Ammonia as N	1300	62.5	mg/Kg	1250	05/31/2017 8:00
TOTAL PHOSPHORUS AS P		**M4500-P B5 H**	Prep:		Analyst: **CRC**
Phosphorus as P	3910	625	mg/Kg	12500	06/07/2017 16:14
TOTAL KJELDAHL NITROGEN		**M4500-N B**	Prep:		Analyst: **KMC**
Nitrogen, Kjeldahl, Total as N	3480	12.5	mg/Kg	250	05/31/2017 8:00
TOTAL SOLIDS		**M2540 B**	Prep:		Analyst: **CRC**
Total solids	35.5	0.1	wt%	1	06/07/2017 10:35

Lab ID: 170518008-002 **Collection Date:** 05/18/2017 4:00
Client Sample ID: Sample #1 **Matrix:** Solid

Analyses	Result	Limit	Units	DF	Date Analyzed
FECAL COLIFORM, DRY		**SM9222D**	Prep:		Analyst: **MMC**
Fecal Coliform	56400	1.00	CFU/dry-gram	1	05/18/2017 11:20
TOTAL SOLIDS		**M2540 B**	Prep:		Analyst: **CRC**
Total solids	35.5	0.1	wt%	1	06/07/2017 10:35

Copyright ©2017 TTL, Inc. All rights reserved.

All information (written or electronic) from TTL concerning TTL's work is for the sole use and reliance of TTL's Client. TTL intends no third party beneficiaries (express or implied) and copies of such information received by any third parties are NOT for reliance unless TTL first receives a signed Secondary Client Agreement from the third party.

TTL
geotechnical • analytical • materials • environmental
3516 Greensboro Avenue
P O Drawer 1128 (35403)
Tuscaloosa, AL 35401
205.345.0816 tel
205.343.0635 fax
www.TTLINC.com

Date: 16-Jun-17

CLIENT: Valley Creek WWTP - Selma Water Works **Lab Order:** 170518008
Project: Valley Creek WWTP Sludge - 503 - Full List

Lab ID: 170518008-003 **Collection Date:** 05/18/2017 5:00
Client Sample ID: Sample #2 **Matrix:** Solid

Analyses	Result	Limit	Units	DF	Date Analyzed
FECAL COLIFORM, DRY		SM9222D	Prep:		Analyst: MMC
Fecal Coliform	67700	1.00	CFU/dry-gram	1	05/18/2017 11:20
TOTAL SOLIDS		M2540 B	Prep:		Analyst: CRC
Total solids	35.5	0.1	wt%	1	06/07/2017 10:35

Lab ID: 170518008-004 **Collection Date:** 05/18/2017 6:00
Client Sample ID: Sample #3 **Matrix:** Solid

Analyses	Result	Limit	Units	DF	Date Analyzed
FECAL COLIFORM, DRY		SM9222D	Prep:		Analyst: MMC
Fecal Coliform	22600	1.00	CFU/dry-gram	1	05/18/2017 11:20
TOTAL SOLIDS		M2540 B	Prep:		Analyst: CRC
Total solids	35.4	0.1	wt%	1	06/07/2017 10:35

Lab ID: 170518008-005 **Collection Date:** 05/18/2017 7:00
Client Sample ID: Sample #4 **Matrix:** Solid

Analyses	Result	Limit	Units	DF	Date Analyzed
FECAL COLIFORM, DRY		SM9222D	Prep:		Analyst: MMC
Fecal Coliform	34200	1.00	CFU/dry-gram	1	05/18/2017 11:20
TOTAL SOLIDS		M2540 B	Prep:		Analyst: CRC
Total solids	35.0	0.1	wt%	1	06/07/2017 10:35

Copyright ©2017 TTL, Inc. All rights reserved.

All information (written or electronic) from TTL concerning TTL's work is for the sole use and reliance of TTL's Client. TTL intends no third party beneficiaries (express or implied) and copies of such information received by any third parties are NOT for reliance unless TTL first receives a signed Secondary Client Agreement from the third party.

P3

TTL
Technology and Tradition

Sheet ____ of ____

Chain of Custody Form

Client: SELMA VALLEY CREEK WWTP
Contact: CLOYD NUTT
Mailing Address: P.O. BOX 326
City, State, Zip: SELMA AL 36701
Phone No.: 334 872-5048
Date: 5/18/17
Sampled By: RANDY BROWN
Sample Site: SLUDGE CONTAINER PAST CENTRIFUGE
TTL Job No.: ____ **Client P.O. #** ____

Sample Security Requirements

1. Condition of Contents: GOOD
2. Sealed for Shipping By: CLOYD NUTT
3. Initial Contents Temp.: 6° °C Seal Applied Yes ✓ No ____
4. Sampling Status: Complete Expected Completion Date END OF NEXT WEEK
5. Custody Seal Intact Upon Receipt by Laboratory: Yes ____ No ____
6. Condition of Contents: good, ice
7. Comments: ____
8. Reporting Status: Routine; ASAP By ____; Rush By ____

Date	Time	Sample ID/Description	Sample Type	Sample Method		# of Containers	Preservatives	Analysis Parameters
			Solid, Etc.	Grab	Comp			
5/18/17	4:00	AM, 5:00, 6:00, 7:00	SOLID		✓	4	NONE	EPA METALS (10), % SOLIDS, NUTRIENTS, FECAL COLIFORM. FROM PANEL OF 4 SAMPLES.

CUSTODY TRANSFERS PRIOR TO SHIPPING

Relinquished by: (signed) Date/Time	Received by (signed) Date/Time
1 Randy Brown 5/18/17 7:30	1 Cloyd Nutt 5/18/17 7:30
2 Cloyd Nutt 5/18/17 7:45	2 Earl Lakey 5/18/17 7:45
3 Earl Lakey 5/18/17 9:20	3 ____
4 ____	4 ____

SHIPPING DETAILS

Air Bill #: ____
Method of Shipment: DELIVER
Received By Lab: HA
Date/Time 5/18/17 9:20

TTL, Inc. - Tuscaloosa Office/Laboratory: 3516 Greensboro Avenue, Tuscaloosa, Alabama 35401, Telephone (205) 345-0816, FAX (205) 343-0609
TTL, Inc. - Montgomery Office: 4154 Lomac Street, Montgomery, Alabama 36106, Telephone (334) 244-0766, FAX (334) 244-6668

NOTE: Please read terms and conditions between TTL, Inc. and client on back of form.

TTL
geotechnical • analytical • materials • environmental

3516 Greensboro Avenue
P O Drawer 1128 (35403)
Tuscaloosa, AL 35401

205.345.0816 tel
205.343.0635 fax
www.TTLINC.com

June 09, 2017

Mr. Cloyd Nutt
Valley Creek WWTP - Selma Water Works
P. O. Box 326
Selma, AL 36702-0326

RE: Valley Creek WWTP Sludge - 503 - Fecal Only
Work Order Number: **170523003**

Dear Client:

TTL, Inc. received sample(s) and/or data on Tuesday, May 23, 2017 for the information presented in the attached report.

If you should have any questions regarding this information, please feel free to call. The work order number shown above will assist us in accessing your data more efficiently.

Thank you for the opportunity to provide these services.

Sincerely,
TTL, Inc.

Steve Martin
Chemist

Attachments

TTL
geotechnical • analytical • materials • environmental
3516 Greensboro Avenue
P O Drawer 1128 (35403)
Tuscaloosa, AL 35401
205.345.0816 tel
205.343.0635 fax
www.TTLINC.com

Date: 09-Jun-17

CLIENT: Valley Creek WWTP - Selma Water Works
Project: Valley Creek WWTP Sludge - 503 - Fecal Only
Lab Order: 170523003

CASE NARRATIVE

The samples were analyzed in general accordance with methods outlined in "Test Methods for Evaluating Solid Waste Physical/Chemical Methods", EPA, SW-846.

7

TTL

geotechnical • analytical • materials • environmental

3516 Greensboro Avenue
P O Drawer 1128 (35403)
Tuscaloosa, AL 35401

205.345.0816 tel
205.343.0635 fax
www.TTLINC.com

Date: 09-Jun-17

CLIENT: Valley Creek WWTP - Selma Water Works
Project: Valley Creek WWTP Sludge - 503 - Fecal Only
Lab Order: 170523003

Lab ID: 170523003-001 **Collection Date:** 05/23/2017 5:00
Client Sample ID: 503 Sludge Sample - Fecal Only #5 **Matrix:** Solid

Analyses	Result	Limit	Units	DF	Date Analyzed
FECAL COLIFORM, DRY		**SM9222D**	Prep:		Analyst: **MMC**
Fecal Coliform	15300	1.00	CFU/dry-gram	1	05/23/2017 9:55
TOTAL SOLIDS		**M2540 B**	Prep:		Analyst: **CRC**
Total solids	35.2	0.1	wt%	1	05/25/2017 9:00

Lab ID: 170523003-002 **Collection Date:** 05/23/2017 6:00
Client Sample ID: 503 Sludge Sample - Fecal Only #6 **Matrix:** Solid

Analyses	Result	Limit	Units	DF	Date Analyzed
FECAL COLIFORM, DRY		**SM9222D**	Prep:		Analyst: **MMC**
Fecal Coliform	40100	1.00	CFU/dry-gram	1	05/23/2017 9:55
TOTAL SOLIDS		**M2540 B**	Prep:		Analyst: **CRC**
Total solids	34.9	0.1	wt%	1	05/25/2017 9:00

Lab ID: 170523003-003 **Collection Date:** 05/23/2017 7:00
Client Sample ID: 503 Sludge Sample - Fecal Only #7 **Matrix:** Solid

Analyses	Result	Limit	Units	DF	Date Analyzed
FECAL COLIFORM, DRY		**SM9222D**	Prep:		Analyst: **MMC**
Fecal Coliform	28700	1.00	CFU/dry-gram	1	05/23/2017 9:55
TOTAL SOLIDS		**M2540 B**	Prep:		Analyst: **CRC**
Total solids	34.9	0.1	wt%	1	05/25/2017 9:00

Copyright ©2017 TTL, Inc. All rights reserved.

All information (written or electronic) from TTL concerning TTL's work is for the sole use and reliance of TTL's Client. TTL intends no third party beneficiaries (express or implied) and copies of such information received by any third parties are NOT for reliance unless TTL first receives a signed Secondary Client Agreement from the third party.

TTL WORK
ORDER NUMBER
170523003

TTL Technology and Tradition

Sheet ____ of ____

Chain of Custody Form

Client: SELMA VALLEY CREEK WWTP
Contact: CLOYD NUTT
Mailing Address: PO BOX 326
City, State, Zip: SELMA AL 36701
Phone No.: 334 872-5048
Date: 5/23/17
Sampled By: RANDY BROWN
Sample Site: SLUDGE CONTAINER PAST CENTRIFUGE
TTL Job No.: ____ **Client P.O. #** ____

Sample Security Requirements

1. Condition of Contents: GOOD
2. Sealed for Shipping By: CLOYD NUTT
3. Initial Contents Temp.: 60 °C Seal Applied Yes ✓ No ____
4. Sampling Status: Complete Expected Completion Date ____
5. Custody Seal Intact Upon Receipt by Laboratory: Yes ____ No ____
6. Condition of Contents: Good Seal
7. Comments: ____
8. Reporting Status: Routine; ASAP By ____; Rush By ____

Date	Time	Sample ID/Description	Sample Type	Sample Method		# of Containers	Preservatives	Analysis Parameters
			Solid, Etc.	Grab	Comp			
5/23/17	3:00	SAMPLE 5, FECAL COLIFORM 5:00	SOLID		✓	1	NONE	FECAL COLIFORM
5/23/17	6:00	SAMPLE 6, FECAL COLIFORM 6:00	"		"	"	"	" "
5/23/17	7:00	SAMPLE 7, FECAL COLIFORM, 7:00	"		"	"	"	" "

CUSTODY TRANSFERS PRIOR TO SHIPPING

Relinquished by: (signed) Date/Time
1 Randy Brown 5/23/17 7:30
2 Cloyd Nutt 5/23/17 7:45
3 Earl Luker 5/23-17 9:00
4 ____

Received by (signed) Date/Time
1 Cloyd Nutt 5/23/17 7:30
2 Earl Luker 5/23/17 7:45
3 ____
4 ____

SHIPPING DETAILS

Air Bill #: ____
Method of Shipment: Truck
Received By Lab: Signature
Date/Time 5-23-17 9:00

TTL, Inc. - Tuscaloosa Office/Laboratory: 3516 Greensboro Avenue, Tuscaloosa, Alabama 35401, Telephone (205) 345-0816, FAX (205) 343-0609
TTL, Inc. - Montgomery Office: 4154 Lomac Street, Montgomery, Alabama 36106, Telephone (334) 244-0766, FAX (334) 244-6668

NOTE: Please read terms and conditions between TTL, Inc. and client on back of form.

P4

TTL
geotechnical • analytical • materials • environmental

3516 Greensboro Avenue
P O Drawer 1128 (35403)
Tuscaloosa, AL 35401

205.345.0816 tel
205.343.0635 fax
www.TTLINC.com

June 09, 2017

Mr. Cloyd Nutt
Valley Creek WWTP - Selma Water Works
P. O. Box 326
Selma, AL 36702-0326

RE: Valley Creek WWTP Sludge - 503 - Fecal Only
Work Order Number: **170523003**

Dear Client:

TTL, Inc. received sample(s) and/or data on Tuesday, May 23, 2017 for the information presented in the attached report.

If you should have any questions regarding this information, please feel free to call. The work order number shown above will assist us in accessing your data more efficiently.

Thank you for the opportunity to provide these services.

Sincerely,
TTL, Inc.

Steve Martin
Chemist

Attachments

TTL
geotechnical • analytical • materials • environmental

3516 Greensboro Avenue
P O Drawer 1128 (35403)
Tuscaloosa, AL 35401

205.345.0816 tel
205.343.0635 fax
www.TTLINC.com

Date: 09-Jun-17

CLIENT: Valley Creek WWTP - Selma Water Works
Project: Valley Creek WWTP Sludge - 503 - Fecal Only
Lab Order: 170523003

CASE NARRATIVE

The samples were analyzed in general accordance with methods outlined in "Test Methods for Evaluating Solid Waste Physical/Chemical Methods", EPA, SW-846.

TTL
geotechnical • analytical • materials • environmental
3516 Greensboro Avenue
P O Drawer 1128 (35403)
Tuscaloosa, AL 35401
205.345.0816 tel
205.343.0635 fax
www.TTLINC.com

Date: 09-Jun-17

CLIENT: Valley Creek WWTP - Selma Water Works
Project: Valley Creek WWTP Sludge - 503 - Fecal Only
Lab Order: 170523003

Lab ID: 170523003-001 **Collection Date:** 05/23/2017 5:00
Client Sample ID: 503 Sludge Sample - Fecal Only #5 **Matrix:** Solid

Analyses	Result	Limit	Units	DF	Date Analyzed
FECAL COLIFORM, DRY		**SM9222D**	Prep:		Analyst: **MMC**
Fecal Coliform	15300	1.00	CFU/dry-gram	1	05/23/2017 9:55
TOTAL SOLIDS		**M2540 B**	Prep:		Analyst: **CRC**
Total solids	35.2	0.1	wt%	1	05/25/2017 9:00

Lab ID: 170523003-002 **Collection Date:** 05/23/2017 6:00
Client Sample ID: 503 Sludge Sample - Fecal Only #6 **Matrix:** Solid

Analyses	Result	Limit	Units	DF	Date Analyzed
FECAL COLIFORM, DRY		**SM9222D**	Prep:		Analyst: **MMC**
Fecal Coliform	40100	1.00	CFU/dry-gram	1	05/23/2017 9:55
TOTAL SOLIDS		**M2540 B**	Prep:		Analyst: **CRC**
Total solids	34.9	0.1	wt%	1	05/25/2017 9:00

Lab ID: 170523003-003 **Collection Date:** 05/23/2017 7:00
Client Sample ID: 503 Sludge Sample - Fecal Only #7 **Matrix:** Solid

Analyses	Result	Limit	Units	DF	Date Analyzed
FECAL COLIFORM, DRY		**SM9222D**	Prep:		Analyst: **MMC**
Fecal Coliform	28700	1.00	CFU/dry-gram	1	05/23/2017 9:55
TOTAL SOLIDS		**M2540 B**	Prep:		Analyst: **CRC**
Total solids	34.9	0.1	wt%	1	05/25/2017 9:00

Copyright ©2017 TTL, Inc. All rights reserved.

All information (written or electronic) from TTL concerning TTL's work is for the sole use and reliance of TTL's Client. TTL intends no third party beneficiaries (express or implied) and copies of such information received by any third parties are NOT for reliance unless TTL first receives a signed Secondary Client Agreement from the third party.

TTL
Technology and Tradition

Sheet ____ of ____

Chain of Custody Form

Client: SELMA VALLEY CREEK WWTP
Contact: CLOYD NUTT
Mailing Address: PO BOX 326
City, State, Zip: SELMA AL 36701
Phone No.: 334 872-5048
Date: 5/23/17
Sampled By: RANDY BROWN
Sample Site: SLUDGE CONTAINER PAST CENTRIFUGE
TTL Job No.: ____ **Client P.O. #** ____

Sample Security Requirements

1. Condition of Contents: GOOD
2. Sealed for Shipping By: CLOYD NUTT
3. Initial Contents Temp.: 60 °C Seal Applied Yes ✓ No ____
4. Sampling Status: Complete Expected Completion Date ____
5. Custody Seal Intact Upon Receipt by Laboratory: Yes ____ No ____
6. Condition of Contents: Good Sea
7. Comments: ____
8. Reporting Status: Routine; ASAP By ____; Rush By ____

Date	Time	Sample ID/Description	Sample Type	Sample Method		# of Containers	Preservatives	Analysis Parameters
			Solid, Etc.	Grab	Comp			
5/23/17	8:00	SAMPLE 5, FECAL COLIFORM 5:00	SOLID		✓	1	NONE	FECAL COLIFORM
5/23/17	6:00	SAMPLE 6, FECAL COLIFORM 6:00	"		"	"	"	" "
5/23/17	7:00	SAMPLE 7, FECAL COLIFORM, 7:00	"		"	"	"	" "

CUSTODY TRANSFERS PRIOR TO SHIPPING

Relinquished by: (signed) Date/Time
1 Randy Brown 5/23/17 7:30
2 Cloyd Nutt 5/23/17 7:45
3 Earl Parker 5/23-17 9:00
4 ____

Received by (signed) Date/Time
1 Cloyd Nutt 5/23/17 7:30
2 Earl Parker 5/23/17 7:45
3 ____
4 ____

SHIPPING DETAILS

Air Bill #: ____
Method of Shipment: Hand
Received By Lab: Sydney
Date/Time 5-23-17 9:00

TTL, Inc. - Tuscaloosa Office/Laboratory: 3516 Greensboro Avenue, Tuscaloosa, Alabama 35401, Telephone (205) 345-0816, FAX (205) 343-0609
TTL, Inc. - Montgomery Office: 4154 Lomac Street, Montgomery, Alabama 36106, Telephone (334) 244-0766, FAX (334) 244-6668

NOTE: Please read terms and conditions between TTL, Inc. and client on back of form.

TTL

geotechnical • analytical • materials • environmental

3516 Greensboro Avenue
P O Drawer 1128 (35403)
Tuscaloosa, AL 35401

205.345.0816 tel
205.343.0635 fax
www.TTLINC.com

March 03, 2018

Mr. Cloyd Nutt
Valley Creek WWTP - Selma Water Works
P. O. Box 326
Selma, AL 36702-0326

RE: Valley Creek WWTP Sludge - 503 - Fecal Only
Work Order Number: **180220004**

Dear Client:

TTL, Inc. received sample(s) and/or data on Tuesday, February 20, 2018 for the information presented in the attached report.

If you should have any questions regarding this information, please feel free to call. The work order number shown above will assist us in accessing your data more efficiently.

Thank you for the opportunity to provide these services.

Sincerely,
TTL, Inc.

Steve Martin
Senior Vice President

Attachments

TTL
geotechnical • analytical • materials • environmental
3516 Greensboro Avenue
P O Drawer 1128 (35403)
Tuscaloosa, AL 35401
205.345.0816 tel
205.343.0635 fax
www.TTLINC.com

Date: 03-Mar-18

CLIENT: Valley Creek WWTP - Selma Water Works
Project: Valley Creek WWTP Sludge - 503 - Fecal Only
Lab Order: 180220004

CASE NARRATIVE

The samples were analyzed in general accordance with methods outlined in "Test Methods for Evaluating Solid Waste Physical/Chemical Methods", EPA, SW-846.

*This number is an estimation based on coliform density calculations. It is not an exact number and exceeds the upper testing limit of 3690000 for this dilution.

TTL
geotechnical • analytical • materials • environmental
3516 Greensboro Avenue
P O Drawer 1128 (35403)
Tuscaloosa, AL 35401
205.345.0816 tel
205.343.0635 fax
www.TTLINC.com

Date: 03-Mar-18

CLIENT: Valley Creek WWTP - Selma Water Works
Project: Valley Creek WWTP Sludge - 503 - Fecal Only
Lab Order: 180220004

Lab ID: 180220004-001
Client Sample ID: 503 Sludge Sample - Fecal Only
Collection Date: 02/20/2018 6:30
Matrix: Solid

Analyses	Result	Limit	Units	DF	Date Analyzed
FECAL COLIFORM, DRY		**SM9222D**	Prep:		Analyst: **TLM**
Fecal Coliform	608	1.00	CFU/dry-gram	1	02/20/2018 13:05
TOTAL SOLIDS		**M2540 B**	Prep:		Analyst: **KJG**
Total solids	32.9	0.1	wt%	1	02/26/2018 10:00

Lab ID: 180220004-002
Client Sample ID: 503 Sludge Sample - Fecal Only
Collection Date: 02/20/2018 7:30
Matrix: Solid

Analyses	Result	Limit	Units	DF	Date Analyzed
FECAL COLIFORM, DRY		**SM9222D**	Prep:		Analyst: **TLM**
Fecal Coliform	>3690000*	1.00	CFU/dry-gram	1	02/20/2018 13:05
TOTAL SOLIDS		**M2540 B**	Prep:		Analyst: **KJG**
Total solids	32.5	0.1	wt%	1	02/26/2018 10:00

Copyright ©2018 TTL, Inc. All rights reserved.

All information (written or electronic) from TTL concerning TTL's work is for the sole use and reliance of TTL's Client. TTL intends no third party beneficiaries (express or implied) and copies of such information received by any third parties are NOT for reliance unless TTL first receives a signed Secondary Client Agreement from the third party.

TTL WORK
ORDER NUMBER
180220 004

TTL Technology and Tradition

SH

Sheet ____ of ____

Chain of Custody Form

Client: Selma Valley Creek WWTP
Contact: GINA RIVERS
Mailing Address: P.O Box 326
City, State, Zip: Selma, AL 36701
Phone No.: 334-872-5048
Date: 2/20/18
Sampled By: Randy Brown - Client
Sample Site: Centrifuge

TTL Job No.: _____ **Client P.O. #** _____

Sample Security Requirements

1. Condition of Contents: GOOD
2. Sealed for Shipping By: Gina Rivers
3. Initial Contents Temp.: 5° °C Seal Applied Yes ✓ No ____
4. Sampling Status: Complete Expected Completion Date ____
5. Custody Seal Intact Upon Receipt by Laboratory: Yes ____ No ____
6. Condition of Contents: Good - Sea
7. Comments: ____
8. Reporting Status: Routine; ASAP By ____; Rush By ____

Date	Time	Sample ID/Description	Sample Type	Sample Method		# of Containers	Preservatives	Analysis Parameters
			Solid, Etc.	Grab	Comp			
2/20/18	6:30	Bio-Solids	Solid		✓	1	NONE	Dry Fecal / TS_WW
2/20/18	7:30	Bio-Solids	Solid		✓	1	NONE	Dry Fecal / TS_WW
2/20/18	8:30	Bio-Solids	Solid		✓	1	NONE	503 (FULL LIST) + Potassium
								Dry Fecal / TS_WW

CUSTODY TRANSFERS PRIOR TO SHIPPING

Relinquished by: (signed) Date/Time	Received by (signed) Date/Time
1 Randy Brown 2/20/18 8:35	1 Gina Rivers 2/20/18 8:35
2 Gina Rivers 2/20/18 8:45	2 Earl Luker 2/20/18 8:45
3 Earl Luker 2/20/18 10:07	3 ____
4 ____	4 ____

SHIPPING DETAILS

Air Bill #: ____
Method of Shipment: Hand Delivered
Received By Lab: [signature]
Date/Time 2-20-18 10:07

TTL, Inc. - Tuscaloosa Office/Laboratory: 3516 Greensboro Avenue, Tuscaloosa, Alabama 35401, Telephone (205) 345-0816, FAX (205) 343-0609
TTL, Inc. - Montgomery Office: 4154 Lomac Street, Montgomery, Alabama 36106, Telephone (334) 244-0766, FAX (334) 244-6668

NOTE: Please read terms and conditions between TTL, Inc. and client on back of form.

TTL

geotechnical • analytical • materials • environmental

3516 Greensboro Avenue
P O Drower 1128 (35403)
Tuscaloosa, AL 35401

205.345.0816 tel
205.343.0635 fax
www.TTLINC.com

March 16, 2018

Mr. Cloyd Nutt
Valley Creek WWTP - Selma Water Works
P. O. Box 326
Selma, AL 36702-0326

RE: Valley Creek WWTP Sludge - 503 - Full List
Work Order Number: **180220005**

Dear Client:

TTL, Inc. received sample(s) and/or data on Tuesday, February 20, 2018 for the information presented in the attached report.

If you should have any questions regarding this information, please feel free to call. The work order number shown above will assist us in accessing your data more efficiently.

Thank you for the opportunity to provide these services.

Sincerely,
TTL, Inc.

Steve Martin
Senior Vice President

Attachments

TTL
geotechnical • analytical • materials • environmental
3516 Greensboro Avenue
P O Drawer 1128 (35403)
Tuscaloosa, AL 35401
205.345.0816 tel
205.343.0635 fax
www.TTLINC.com

Date: 16-Mar-18

CLIENT: Valley Creek WWTP - Selma Water Works
Project: Valley Creek WWTP Sludge - 503 - Full List
Lab Order: 180220005

CASE NARRATIVE

The sample was analyzed in general accordance with methods outlined in "Test Methods for Evaluating Solid Waste Physical/Chemical Methods", EPA, SW-846.

Results for Metals and Fecal Coliform are reported on the "dry weight" basis. All other results are reported "as received".

TTL
geotechnical • analytical • materials • environmental

3516 Greensboro Avenue
P O Drawer 1128 (35403)
Tuscaloosa, AL 35401

205.345.0816 tel
205.343.0635 fax
www.TTLINC.com

Date: 16-Mar-18

CLIENT: Valley Creek WWTP - Selma Water Works
Project: Valley Creek WWTP Sludge - 503 - Full List
Lab Order: 180220005

Lab ID: 180220005-001
Client Sample ID: 503 Sludge Sample - Full List
Collection Date: 02/20/2018 8:30
Matrix: Solid

Analyses	Result	Limit	Units	DF	Date Analyzed
FECAL COLIFORM, DRY		**SM9222D**	Prep:		Analyst: **TLM**
Fecal Coliform	4280	1.00	CFU/dry-gram	1	02/20/2018 13:05
NITRATE BY ION CHROMATOGRAPHY		**E300**	Prep:		Analyst: **CGR**
Nitrogen, Nitrate, as NO3-N	1.90	1.00	mg/Kg	10	02/20/2018 23:39
MERCURY IN SOILS AND SLUDGES		**SW7471A**	Prep:(SW7471A)	03/01/2018 10:00	Analyst: **TBC**
Mercury as Hg	0.502	0.148	mg/Kg-dry	48.5515	03/02/2018 13:21
ICP METALS IN SOILS AND SLUDGES		**SW6010B**	Prep:(SW3050A)	03/01/2018 10:00	Analyst: **SFC**
Arsenic	< 1.50	1.50	mg/Kg-dry	49.2708	03/01/2018 0:00
Cadmium	< 0.15	0.15	mg/Kg-dry	49.2708	03/01/2018 0:00
Chromium	41.2	1.50	mg/Kg-dry	49.2708	03/01/2018 0:00
Copper	391	1.50	mg/Kg-dry	49.2708	03/01/2018 0:00
Lead	31.9	0.75	mg/Kg-dry	49.2708	03/01/2018 0:00
Molybdenum	8.17	7.52	mg/Kg-dry	49.2708	03/01/2018 0:00
Nickel	23.2	7.52	mg/Kg-dry	49.2708	03/01/2018 0:00
Potassium	763	75.2	mg/Kg-dry	49.2708	03/06/2018 11:37
Selenium	< 1.50	1.50	mg/Kg-dry	49.2708	03/01/2018 0:00
Zinc	1210	7.52	mg/Kg-dry	49.2708	03/01/2018 0:00
AMMONIA AS N		**M4500-NH3 BG 1997**	Prep:		Analyst: **KMC**
Nitrogen, Ammonia as N	620	62.5	mg/Kg	1250	02/22/2018 11:10
TOTAL PHOSPHORUS AS P		**M4500-P B5 H**	Prep:		Analyst: **KMC**
Phosphorus as P	2020	250	mg/Kg	5000	02/28/2018 16:02
TOTAL KJELDAHL NITROGEN		**M4500-N B**	Prep:		Analyst: **KMC**
Nitrogen, Kjeldahl, Total as N	1440	12.5	mg/Kg	250	02/22/2018 11:10
TOTAL SOLIDS		**M2540 B**	Prep:		Analyst: **KJG**
Total solids	32.8	0.1	wt%	1	02/26/2018 10:00

Copyright ©2018 TTL, Inc. All rights reserved.

All information (written or electronic) from TTL concerning TTL's work is for the sole use and reliance of TTL's Client. TTL intends no third party beneficiaries (express or implied) and copies of such information received by any third parties are NOT for reliance unless TTL first receives a signed Secondary Client Agreement from the third party.

TTL
geotechnical • analytical • materials • environmental

3516 Greensboro Avenue
P O Drawer 1128 (35403)
Tuscaloosa, AL 35401

205.345.0816 tel
205.343.0635 fax
www.TTLINC.com

March 03, 2018

Mr. Cloyd Nutt
Valley Creek WWTP - Selma Water Works
P. O. Box 326
Selma, AL 36702-0326

RE: Valley Creek WWTP Sludge - 503 - Fecal Only
Work Order Number: **180221010**

Dear Client:

TTL, Inc. received sample(s) and/or data on Wednesday, February 21, 2018 for the information presented in the attached report.

If you should have any questions regarding this information, please feel free to call. The work order number shown above will assist us in accessing your data more efficiently.

Thank you for the opportunity to provide these services.

Sincerely,
TTL, Inc.

Steve Martin
Senior Vice President

Attachments

TTL
geotechnical • analytical • materials • environmental

3516 Greensboro Avenue
P O Drower 1128 (35403)
Tuscaloosa, AL 35401

205.345.0816 tel
205.343.0635 fax
www.TTLINC.com

Date: 03-Mar-18

CLIENT: Valley Creek WWTP - Selma Water Works
Project: Valley Creek WWTP Sludge - 503 - Fecal Only
Lab Order: 180221010

CASE NARRATIVE

The samples were analyzed in general accordance with methods outlined in "Test Methods for Evaluating Solid Waste Physical/Chemical Methods", EPA, SW-846.

TTL
geotechnical • analytical • materials • environmental
3516 Greensboro Avenue
P O Drawer 1128 (35403)
Tuscaloosa, AL 35401
205.345.0816 tel
205.343.0635 fax
www.TTLINC.com

Date: 03-Mar-18

CLIENT: Valley Creek WWTP - Selma Water Works
Project: Valley Creek WWTP Sludge - 503 - Fecal Only
Lab Order: 180221010

Lab ID: 180221010-001 **Collection Date:** 02/21/2018 6:00
Client Sample ID: 503 Sludge Sample - Fecal Only **Matrix:** Solid

Analyses	Result	Limit	Units	DF	Date Analyzed
FECAL COLIFORM, DRY		**SM9222D**	Prep:		Analyst: **TLM**
Fecal Coliform	471	1.00	CFU/dry-gram	1	02/21/2018 12:50
TOTAL SOLIDS		**M2540 B**	Prep:		Analyst: **KJG**
Total solids	30.8	0.1	wt%	1	02/26/2018 10:00

Lab ID: 180221010-002 **Collection Date:** 02/21/2018 7:00
Client Sample ID: 503 Sludge Sample - Fecal Only **Matrix:** Solid

Analyses	Result	Limit	Units	DF	Date Analyzed
FECAL COLIFORM, DRY		**SM9222D**	Prep:		Analyst: **TLM**
Fecal Coliform	184	1.00	CFU/dry-gram	1	02/21/2018 12:50
TOTAL SOLIDS		**M2540 B**	Prep:		Analyst: **KJG**
Total solids	32.6	0.1	wt%	1	02/26/2018 10:00

Lab ID: 180221010-003 **Collection Date:** 02/21/2018 8:00
Client Sample ID: 503 Sludge Sample - Fecal Only **Matrix:** Solid

Analyses	Result	Limit	Units	DF	Date Analyzed
FECAL COLIFORM, DRY		**SM9222D**	Prep:		Analyst: **TLM**
Fecal Coliform	246	1.00	CFU/dry-gram	1	02/21/2018 12:50
TOTAL SOLIDS		**M2540 B**	Prep:		Analyst: **KJG**
Total solids	32.5	0.1	wt%	1	02/26/2018 10:00

Lab ID: 180221010-004 **Collection Date:** 02/21/2018 9:00
Client Sample ID: 503 Sludge Sample - Fecal Only **Matrix:** Solid

Analyses	Result	Limit	Units	DF	Date Analyzed
FECAL COLIFORM, DRY		**SM9222D**	Prep:		Analyst: **TLM**
Fecal Coliform	162	1.00	CFU/dry-gram	1	02/21/2018 12:50
TOTAL SOLIDS		**M2540 B**	Prep:		Analyst: **KJG**
Total solids	33.6	0.1	wt%	1	02/26/2018 10:00

Copyright ©2018 TTL, Inc. All rights reserved.

All information (written or electronic) from TTL concerning TTL's work is for the sole use and reliance of TTL's Client. TTL intends no third party beneficiaries (express or implied) and copies of such information received by any third parties are NOT for reliance unless TTL first receives a signed Secondary Client Agreement from the third party.

TTL WORK
ORDER NUMBER
180221 010

TTL Technology and Tradition

SH

Sheet ____ of ____

Chain of Custody Form

Client: Selma Valley Creek WWTP
Contact: Gina Rivers
Mailing Address: P.O Box 326
City, State, Zip: Selma, AL 36701
Phone No.: 334-872-5048
Date: 2/21/18
Sampled By: Randy Brown - Client
Sample Site: Centrifuge
TTL Job No.: ____ **Client P.O. #** ____

Sample Security Requirements

1. Condition of Contents: Good
2. Sealed for Shipping By: Gina Rivers
3. Initial Contents Temp.: 6° °C Seal Applied Yes ✓ No ____
4. Sampling Status: Complete Expected Completion Date ____
5. Custody Seal Intact Upon Receipt by Laboratory: Yes ____ No ____
6. Condition of Contents: Good
7. Comments: ____
8. Reporting Status: Routine; ASAP By ____; Rush By ____

Date	Time	Sample ID/Description	Sample Type	Sample Method		# of Containers	Preservatives	Analysis Parameters
			Solid, Etc.	Grab	Comp			
2/21/18	6:00	Bio Solids	Solid		✓	1	NONE	Dry Fecal / TS - WW
2/21/18	7:00	Bio-Solids	Solid		✓	1	NONE	Dry Fecal / TS - WW
2/21/18	8:00	Bio Solids	Solid		✓	1	NONE	Dry Fecal / TS - WW
2/21/18	9:00	Bio Solids	Solid		✓	1	NONE	Dry Fecal / TS - WW

CUSTODY TRANSFERS PRIOR TO SHIPPING

Relinquished by: (signed) Date/Time
1. Randy Brown 2/21/18 9:05
2. Gina Rivers 2/21/18 9:15
3. Earl Luker 2/21/18 11:01
4. ____

Received by (signed) Date/Time
1. Gina Rivers 2/21/18 9:05
2. Earl Luker 2/21/18 9:15
3. ____
4. ____

SHIPPING DETAILS

Air Bill #: ____
Method of Shipment: HAND Delivered
Received By Lab: [illegible]
Date/Time 2-21-18 11:01

TTL, Inc. - Tuscaloosa Office/Laboratory: 3516 Greensboro Avenue, Tuscaloosa, Alabama 35401, Telephone (205) 345-0816, FAX (205) 343-0609
TTL, Inc. - Montgomery Office: 4154 Lomac Street, Montgomery, Alabama 36106, Telephone (334) 244-0766, FAX (334) 244-6668

NOTE: Please read terms and conditions between TTL, Inc. and client on back of form.

3516 Greensboro Avenue
P. O. Drawer 1128 (35403)
Tuscaloosa, AL 35401

Pace Analytical®

205.345.0816 tel
205.343.0635 fax
www.pacelabs.com

January 23, 2019

Mr. Cloyd Nutt
Valley Creek WWTP - Selma Water Works
P. O. Box 326
Selma, AL 36702-0326

RE: Valley Creek WWTP Sludge - 503 - Fecal Only
Work Order Number: **190108002**

Dear Client:

Pace Analytical Services received sample(s) on Tuesday, January 08, 2019 for the analyses presented in the attached report.

If you should have any questions regarding this information, please feel free to call. The work order number shown above will assist us in accessing your data more efficiently.

Thank you for the opportunity to provide these services.

Sincerely,
TTL, Inc.

Steve Martin
Manager - Lab Operations

Attachments

3516 Greensboro Avenue
P. O. Drawer 1128 (35403)
Tuscaloosa, AL 35401

Pace Analytical®

205.345.0816 tel
205.343.0635 fax
www.pacelabs.com

Date: 23-Jan-19

CLIENT: Valley Creek WWTP - Selma Water Works
Project: Valley Creek WWTP Sludge - 503 - Fecal Only
Lab Order: 190108002

CASE NARRATIVE

The samples were analyzed in general accordance with methods outlined in "Test Methods for Evaluating Solid Waste Physical/Chemical Methods", EPA, SW-846.

Please Note: 5:00AM sample ran out of holding time. Client advised that he will re-sample. No analysis was performed.

3516 Greensboro Avenue
P. O. Drawer 1128 (35403)
Tuscaloosa, AL 35401

Pace Analytical®

205.345.0816 tel
205.343.0635 fax
www.pacelabs.com

Date: 23-Jan-19

CLIENT: Valley Creek WWTP - Selma Water Works **Lab Order:** 190108002
Project: Valley Creek WWTP Sludge - 503 - Fecal Only

Lab ID: 190108002-002 **Collection Date:** 01/08/2019 6:00
Client Sample ID: 503 Sludge Sample - Fecal Only **Matrix:** Solid

Analyses	Result	Limit	Units	DF	Date Analyzed
FECAL COLIFORM, DRY		**SM9222D**	Prep:		Analyst: **TLM**
Fecal Coliform	126	1.00	CFU/dry-gram	1	01/08/2019 13:50
TOTAL SOLIDS		**M2540 B**	Prep:		Analyst: **CRS**
Total solids	31.7	0.1	wt%	1	01/14/2019 8:00

Lab ID: 190108002-003 **Collection Date:** 01/08/2019 7:00
Client Sample ID: 503 Sludge Sample - Fecal Only **Matrix:** Solid

Analyses	Result	Limit	Units	DF	Date Analyzed
FECAL COLIFORM, DRY		**SM9222D**	Prep:		Analyst: **TLM**
Fecal Coliform	469	1.00	CFU/dry-gram	1	01/08/2019 13:50
TOTAL SOLIDS		**M2540 B**	Prep:		Analyst: **CRS**
Total solids	34.1	0.1	wt%	1	01/14/2019 8:00

Lab ID: 190108002-004 **Collection Date:** 01/08/2019 8:00
Client Sample ID: 503 Sludge Sample - Fecal Only **Matrix:** Solid

Analyses	Result	Limit	Units	DF	Date Analyzed
FECAL COLIFORM, DRY		**SM9222D**	Prep:		Analyst: **TLM**
Fecal Coliform	383	1.00	CFU/dry-gram	1	01/08/2019 13:50
TOTAL SOLIDS		**M2540 B**	Prep:		Analyst: **CRS**
Total solids	34.0	0.1	wt%	1	01/14/2019 8:00

SA

PACE WORK ORDER NUMBER
190108 002

TTL Technology and Tradition

Sheet ____ of ____

Chain of Custody Form

Client: Selma Valley Creek WWTP
Contact: Gina Rivers
Mailing Address: PO Box 326
City, State, Zip: Selma, AL 36701
Phone No.: 334-872-5048
Date: 1/8/19
Sampled By: Owen
Sample Site: Centrifuge
TTL Job No.: ____ **Client P.O. #** ____

Sample Security Requirements

1. Condition of Contents: Good
2. Sealed for Shipping By: Gina Rivers
3. Initial Contents Temp.: 6° °C Seal Applied Yes ✓ No ____
4. Sampling Status: Complete Expected Completion Date ____
5. Custody Seal Intact Upon Receipt by Laboratory: Yes ____ No ____
6. Condition of Contents: Good
7. Comments: ____
8. Reporting Status: Routine; ASAP By ____; Rush By ____

Date	Time	Sample ID/Description	Sample Type	Sample Method		# of Containers	Preservatives	Analysis Parameters
			Solid, Etc.	Grab	Comp			
1/8/19	5:00	Bio Solids - will resample	Solid		✓	1	None	Dry Fecal / TS - WW
1/8/19	6:00	Bio Solids	Solid		✓	1	None	Dry Fecal / TS - WW
1/8/19	7:00	Bio Solids	Solid		✓	1	None	Dry Fecal / TS - WW
1/8/19	8:00	Bio Solids	Solid		✓	1	None	Dry Fecal / TS - WW

CUSTODY TRANSFERS PRIOR TO SHIPPING

Relinquished by: (signed) Date/Time
1. [signature] 1/8/19 8:15
2. Gina Rivers 1/8/19 8:30
3. Earl Zuber 1-8-19 9:37
4. ____

Received by (signed) Date/Time
1. Gina Rivers 1/8/19 8:15
2. Earl Zuber 1-8-19 8:30
3. ____
4. ____

SHIPPING DETAILS

Air Bill #: ____
Method of Shipment: Hand Deliver
Received By Lab: [signature]
Date/Time 1-8-19 9:37

TTL, Inc. - Tuscaloosa Office/Laboratory: 3516 Greensboro Avenue, Tuscaloosa, Alabama 35401, Telephone (205) 345-0816, FAX (205) 343-0609
TTL, Inc. - Montgomery Office: 4154 Lomac Street, Montgomery, Alabama 36106, Telephone (334) 244-0766, FAX (334) 244-6668

NOTE: Please read terms and conditions between TTL, Inc. and client on back of form.

3516 Greensboro Avenue
P. O. Drawer 1128 (35403)
Tuscaloosa, AL 35401

Pace Analytical®

205.345.0816 tel
205.343.0635 fax
www.pacelabs.com

January 23, 2019

Mr. Cloyd Nutt
Valley Creek WWTP - Selma Water Works
P. O. Box 326
Selma, AL 36702-0326

RE: Valley Creek WWTP Sludge - 503 - Fecal Only
Work Order Number: **190109010**

Dear Client:

Pace Analytical Services received sample(s) on Wednesday, January 09, 2019 for the analyses presented in the attached report.

If you should have any questions regarding this information, please feel free to call. The work order number shown above will assist us in accessing your data more efficiently.

Thank you for the opportunity to provide these services.

Sincerely,
TTL, Inc.

Steve Martin
Manager - Lab Operations

Attachments

3516 Greensboro Avenue
P. O. Drawer 1128 (35403)
Tuscaloosa, AL 35401

Pace Analytical®

205.345.0816 tel
205.343.0635 fax
www.pacelabs.com

Date: 23-Jan-19

CLIENT: Valley Creek WWTP - Selma Water Works
Project: Valley Creek WWTP Sludge - 503 - Fecal Only
Lab Order: 190109010

CASE NARRATIVE

The samples were analyzed in general accordance with methods outlined in "Test Methods for Evaluating Solid Waste Physical/Chemical Methods", EPA, SW-846.

3516 Greensboro Avenue
P. O. Drawer 1128 (35403)
Tuscaloosa, AL 35401

Pace Analytical®

205.345.0816 tel
205.343.0635 fax
www.pacelabs.com

Date: 23-Jan-19

CLIENT: Valley Creek WWTP - Selma Water Works
Project: Valley Creek WWTP Sludge - 503 - Fecal Only
Lab Order: 190109010

Lab ID: 190109010-001
Client Sample ID: 503 Sludge Sample - Fecal Only
Collection Date: 01/09/2019 5:00
Matrix: Solid

Analyses	Result	Limit	Units	DF	Date Analyzed
FECAL COLIFORM, DRY		**SM9222D**	Prep:		Analyst: **TLM**
Fecal Coliform	464	1.00	CFU/dry-gram	1	01/09/2019 10:30
TOTAL SOLIDS		**M2540 B**	Prep:		Analyst: **CRS**
Total solids	32.3	0.1	wt%	1	01/15/2019 15:16

Lab ID: 190109010-002
Client Sample ID: 503 Sludge Sample - Fecal Only
Collection Date: 01/09/2019 6:00
Matrix: Solid

Analyses	Result	Limit	Units	DF	Date Analyzed
FECAL COLIFORM, DRY		**SM9222D**	Prep:		Analyst: **TLM**
Fecal Coliform	164	1.00	CFU/dry-gram	1	01/09/2019 10:30
TOTAL SOLIDS		**M2540 B**	Prep:		Analyst: **CRS**
Total solids	33.5	0.1	wt%	1	01/15/2019 15:16

Lab ID: 190109010-003
Client Sample ID: 503 Sludge Sample - Fecal Only
Collection Date: 01/09/2019 7:00
Matrix: Solid

Analyses	Result	Limit	Units	DF	Date Analyzed
FECAL COLIFORM, DRY		**SM9222D**	Prep:		Analyst: **TLM**
Fecal Coliform	45.0	1.00	CFU/dry-gram	1	01/09/2019 10:30
TOTAL SOLIDS		**M2540 B**	Prep:		Analyst: **CRS**
Total solids	33.2	0.1	wt%	1	01/15/2019 15:16

ORDER NUMBER
190109010

TTL Technology and Tradition

Sheet ____ of ____

Chain of Custody Form

Client: Selma Valley Creek WWTP
Contact: Gina Rivers
Mailing Address: PO Box 326
City, State, Zip: Selma, AL 36701
Phone No.: 334-872-5048
Date: 1/9/19
Sampled By: Randy Brown / Jeff Mott - Chem
Sample Site: Centrifuge
TTL Job No.: ____ **Client P.O. #** ____

Sample Security Requirements

1. Condition of Contents: Good
2. Sealed for Shipping By: Gina Rivers
3. Initial Contents Temp.: 6 °C Seal Applied Yes ✓ No ____
4. Sampling Status: Complete Expected Completion Date ____
5. Custody Seal Intact Upon Receipt by Laboratory: Yes ____ No ____
6. Condition of Contents: Good Ice
7. Comments: ____
8. Reporting Status: Routine; ASAP By ____; Rush By ____

Date	Time	Sample ID/Description	Sample Type	Sample Method		# of Containers	Preservatives	Analysis Parameters
			Solid, Etc.	Grab	Comp			
1/9/19	6:00	Bio Solids	Solid		✓	1	None	Dry Fecal / TS - WW
1/9/19	6:00	Bio Solids	Solid		✓	1	None	Dry Fecal / TS - WW
1/9/19	7:00	Bio Solids	Solid		✓	1	None	(Dry Fecal / TS - WW) (*503 Full List + Potassium*)
1/9/19	8:00	Bio Solids	Solid		✓	1	None	(Dry Fecal / TS - WW)

CUSTODY TRANSFERS PRIOR TO SHIPPING

Relinquished by: (signed) Date/Time
1. Jeff Mott 1/9/19 8:10
2. Gina Rivers 1/9/19 8:30
3. Earl Lubby 1-9-19 9:40
4. ____

Received by: (signed) Date/Time
1. Gina Rivers 1/9/19 8:10
2. Earl Lubby 1/9/19 8:30
3. ____
4. ____

SHIPPING DETAILS

Air Bill #: ____
Method of Shipment: Hand Delivery
Received By Lab: [signature]
Date/Time 1-9-19 9:40

TTL, Inc. - Tuscaloosa Office/Laboratory: 3516 Greensboro Avenue, Tuscaloosa, Alabama 35401, Telephone (205) 345-0816, FAX (205) 343-0609
TTL, Inc. - Montgomery Office: 4154 Lomac Street, Montgomery, Alabama 36106, Telephone (334) 244-0766, FAX (334) 244-6668

NOTE: Please read terms and conditions between TTL, Inc. and client on back of form.

3516 Greensboro Avenue
P. O. Drawer 1128 (35403)
Tuscaloosa, AL 35401

Pace Analytical®

205.345.0816 tel
205.343.0635 fax
www.pacelabs.com

February 18, 2019

Mr. Cloyd Nutt
Valley Creek WWTP - Selma Water Works
P. O. Box 326
Selma, AL 36702-0326

RE: Valley Creek WWTP Sludge - 503 - Full List
Work Order Number: **190109011**

Dear Client:

Pace Analytical Services received sample(s) on Wednesday, January 09, 2019 for the analyses presented in the attached report.

If you should have any questions regarding this information, please feel free to call. The work order number shown above will assist us in accessing your data more efficiently.

Thank you for the opportunity to provide these services.

Sincerely,
Pace Analytical Services

Steve Martin
Manager - Lab Operations

Attachments

3516 Greensboro Avenue
P. O. Drawer 1128 (35403)
Tuscaloosa, AL 35401

Pace Analytical®

205.345.0816 tel
205.343.0635 fax
www.pacelabs.com

Date: 18-Feb-19

CLIENT: Valley Creek WWTP - Selma Water Works
Project: Valley Creek WWTP Sludge - 503 - Full List
Lab Order: 190109011

CASE NARRATIVE

The samples were analyzed in general accordance with methods outlined in "Test Methods for Evaluating Solid Waste Physical/Chemical Methods", EPA, SW-846.

Results for Metals and Fecal Coliform are reported on the "dry weight" basis. All other results are reported "as received".

3516 Greensboro Avenue
P. O. Drawer 1128 (35403)
Tuscaloosa, AL 35401

Pace Analytical®

205.345.0816 tel
205.343.0635 fax
www.pacelabs.com

Date: 18-Feb-19

CLIENT: Valley Creek WWTP - Selma Water Works
Project: Valley Creek WWTP Sludge - 503 - Full List
Lab Order: 190109011

Lab ID: 190109011-001
Collection Date: 01/09/2019 8:00
Client Sample ID: 503 Sludge Sample - Full List
Matrix: Solid

Analyses	Result	Limit	Units	DF	Date Analyzed
FECAL COLIFORM, DRY		**SM9222D**	Prep:		Analyst: **TLM**
Fecal Coliform	59.0	1.00	CFU/dry-gram	1	01/09/2019 10:30
NITRATE BY ION CHROMATOGRAPHY		**E300**	Prep:		Analyst: **CGR**
Nitrogen, Nitrate, as NO3-N	2.08	1.00	mg/Kg	10	01/11/2019 8:43
MERCURY IN SOILS AND SLUDGES		**SW7471A**	Prep:(SW7471A)	01/10/2019 11:30	Analyst: **TBC**
Mercury as Hg	3.97	0.591	mg/Kg-dry	198.840	01/16/2019 13:29
ICP METALS IN SOILS AND SLUDGES		**SW6010B**	Prep:(SW3050A)	01/10/2019 11:30	Analyst: **SFC**
Arsenic	< 1.41	1.41	mg/Kg-dry	47.524	01/18/2019 0:00
Cadmium	< 0.14	0.14	mg/Kg-dry	47.524	01/18/2019 0:00
Chromium	35.2	1.41	mg/Kg-dry	47.524	01/18/2019 0:00
Copper	338	1.41	mg/Kg-dry	47.524	01/18/2019 0:00
Lead	23.3	0.71	mg/Kg-dry	47.524	01/18/2019 0:00
Molybdenum	17.2	7.06	mg/Kg-dry	47.524	01/18/2019 0:00
Nickel	19.8	7.06	mg/Kg-dry	47.524	01/18/2019 0:00
Potassium	719	70.6	mg/Kg-dry	47.524	01/24/2019 13:50
Selenium	< 1.41	1.41	mg/Kg-dry	47.524	01/18/2019 0:00
Zinc	1090	7.06	mg/Kg-dry	47.524	01/18/2019 0:00
AMMONIA AS N		**4500-NH3 BG 19**	Prep:		Analyst: **KMC**
Nitrogen, Ammonia as N	46.5	0.05	mg/Kg	1	01/23/2019 10:00
TOTAL PHOSPHORUS AS P		**M4500-P B5 H**	Prep:		Analyst: **BVK**
Phosphorus as P	109	15.0	mg/Kg	300	02/15/2019 13:37
TOTAL KJELDAHL NITROGEN		**M4500-N B**	Prep:		Analyst: **KMC**
Nitrogen, Kjeldahl, Total as N	2050	12.5	mg/Kg	1	01/23/2019 10:00
TOTAL SOLIDS		**M2540 B**	Prep:		Analyst: **CRS**
Total solids	33.7	0.1	wt%	1	01/15/2019 15:16

TTL
geotechnical • analytical • materials • environmental
3516 Greensboro Avenue
P O Drawer 1128 (35403)
Tuscaloosa, AL 35401
205.345.0816 tel
205.343.0635 fax
www.TTLINC.com

Pollutant Limits

Pollutant limits for land application are listed in the following table:

Land Application Pollutant Limits
(all limits are on dry weight basis)

Table in 503 Rule	Table #1	Table #2	Table #3	Table #4
Pollutant	Ceiling Concentration Limits* (mg/kg)	Cumulative Pollutant Loading Rates (kg/ha)	"High Quality" Pollutant Concentration Limits** (mg/kg)	Annual Pollutant Loading Rates (kg/ha/yr)
Arsenic	75	41	41	2.0
Cadmium	85	39	39	1.9
Copper	4,300	1,500	1,500	75
Lead	840	300	300	15
Mercury	57	17	17	0.85
Molybdenum	75	—	—	—
Nickel	420	420	420	21
Selenium	100	100	100	5.0
Zinc	7,500	2,800	2,800	140

* absolute values
** monthly averages

To be land applied, bulk sewage sludge must meet the pollutant Ceiling Concentrations <u>and</u> Cumulative Pollutant Loading Rates <u>or</u> Pollutant Concentration limits. Bulk sewage sludge applied to lawns and home gardens must meet the Pollutant Concentration limits. Sewage sludge sold or given away in bags or other containers must meet the Pollutant Concentration limits <u>or</u> meet the Ceiling Concentrations and be applied at an annual sewage sludge product application rate that is based on the Annual Pollutant Loading Rates.

Pace Analytical Services, LLC
3516 Greensboro Avenue
Tuscaloosa, AL 35401
(205)614-6630

February 04, 2020

Ms. Gina Rivers
Valley Creek WWTP - Selma Water Works
P.O. Box 326
Selma, AL 367020326

RE: Project: Valley Creek WWTP Sludge 503
Pace Project No.: 20139274

Dear Ms. Rivers:
Enclosed are the analytical results for sample(s) received by the laboratory on January 21, 2020. This report is a summary of the results based upon our understanding of your data quality objectives. Please contact us if itemized quality control results are needed. These results relate only to the samples included in this report.

If you have any questions concerning this report, please feel free to contact me.

Sincerely,

Cindy Simpson

Cindy Simpson
cindy.simpson@pacelabs.com
(205)614-6630
Project Manager

Enclosures

cc: Valley Creek WWTP, Valley Creek WWTP - Selma Water Works

REPORT OF LABORATORY ANALYSIS

This report shall not be reproduced, except in full,
without the written consent of Pace Analytical Services, LLC.

Pace Analytical Services, LLC
3516 Greensboro Avenue
Tuscaloosa, AL 35401
(205)614-6630

CERTIFICATIONS

Project: Valley Creek WWTP Sludge 503
Pace Project No.: 20139274

Pace Analytical Services New Orleans

California Env. Lab Accreditation Program Branch: 11277CA
Florida Department of Health (NELAC): E87595
Illinois Environmental Protection Agency: 0025721
Kansas Department of Health and Environment (NELAC): E-10266
Louisiana Dept. of Environmental Quality (NELAC/LELAP): 02006
Pennsylviania Dept. of Env Protection (NELAC): 68-04202
Texas Commission on Env. Quality (NELAC): T104704405-09-TX
U.S. Dept. of Agriculture Foreign Soil Import: P330-10-00119
Commonwealth of Virginia (TNI): 480246

Pace Analytical Services Tuscaloosa

3516 Greensboro Ave, Tuscaloosa, AL 35401
Alabama Certification #: 40170

This report shall not be reproduced, except in full,
without the written consent of Pace Analytical Services, LLC.

Pace Analytical Services, LLC
3516 Greensboro Avenue
Tuscaloosa, AL 35401
(205)614-6630

ANALYTICAL RESULTS

Project: Valley Creek WWTP Sludge 503
Pace Project No.: 20139274

Sample: 503 Sludge Sampling #1 **Lab ID: 20139274001** Collected: 01/21/20 08:00

Results reported on a "dry weight" basis and are adjusted for percent moisture, sample size and any dilutions.

Parameters	Results	Units	Report Limit	DF	Qualifiers
Arsenic	**5.2**	mg/kg	2.5	1	
Cadmium	ND	mg/kg	1.2	1	
Chromium	**34.8**	mg/kg	2.5	1	
Copper	**390**	mg/kg	2.5	1	
Lead	**54.2**	mg/kg	1.2	1	
Molybdenum	**8.1**	mg/kg	2.5	1	
Nickel	**19.6**	mg/kg	9.9	1	
Potassium	**707**	mg/kg	247	1	
Selenium	**6.1**	mg/kg	4.9	1	
Zinc	**1640**	mg/kg	12.3	1	
Mercury	**3.8**	mg/kg	0.48	10	
Percent Moisture	**67.8**	%	0.50	1	
Fecal Coliforms	**1541**	CFU/g	15.6	10	N2
pH at 25 Degrees C	**7.5**	Std. Units	0.010	1	
Nitrogen, Kjeldahl, Total	**35400**	mg/kg	5390	40	M6
Phosphorus	**13100**	mg/kg	269	10	M6
Nitrogen, Ammonia	**2620**	mg/kg	28.7	10	
Nitrogen, NO2 plus NO3	**18.4**	mg/kg	14.4	10	D3

This report shall not be reproduced, except in full,
without the written consent of Pace Analytical Services, LLC.

Pace Analytical Services, LLC
3516 Greensboro Avenue
Tuscaloosa, AL 35401
(205)614-6630

QUALIFIERS

Project: Valley Creek WWTP Sludge 503
Pace Project No.: 20139274

DEFINITIONS

DF - Dilution Factor, if reported, represents the factor applied to the reported data due to dilution of the sample aliquot.

ND - Not Detected at or above adjusted reporting limit.

TNTC - Too Numerous To Count

J - Estimated concentration above the adjusted method detection limit and below the adjusted reporting limit.

MDL - Adjusted Method Detection Limit.

PQL - Practical Quantitation Limit.

RL - Reporting Limit - The lowest concentration value that meets project requirements for quantitative data with known precision and bias for a specific analyte in a specific matrix.

S - Surrogate

1,2-Diphenylhydrazine decomposes to and cannot be separated from Azobenzene using Method 8270. The result for each analyte is a combined concentration.

Consistent with EPA guidelines, unrounded data are displayed and have been used to calculate % recovery and RPD values.

LCS(D) - Laboratory Control Sample (Duplicate)

MS(D) - Matrix Spike (Duplicate)

DUP - Sample Duplicate

RPD - Relative Percent Difference

NC - Not Calculable.

SG - Silica Gel - Clean-Up

U - Indicates the compound was analyzed for, but not detected.

N-Nitrosodiphenylamine decomposes and cannot be separated from Diphenylamine using Method 8270. The result reported for each analyte is a combined concentration.

ANALYTE QUALIFIERS

D3	Sample was diluted due to the presence of high levels of non-target analytes or other matrix interference.
M6	Matrix spike and Matrix spike duplicate recovery not evaluated against control limits due to sample dilution.
N2	The lab does not hold NELAC/TNI accreditation for this parameter but other accreditations/certifications may apply. A complete list of accreditations/certifications is available upon request.

This report shall not be reproduced, except in full,
without the written consent of Pace Analytical Services, LLC.

Pace Analytical Services, LLC
3516 Greensboro Avenue
Tuscaloosa, AL 35401
(205)614-6630

February 04, 2020

Ms. Gina Rivers
Valley Creek WWTP - Selma Water Works
P.O. Box 326
Selma, AL 367020326

RE: Project: Valley Creek WWTP Sludge 503
Pace Project No.: 20139279

Dear Ms. Rivers:
Enclosed are the analytical results for sample(s) received by the laboratory on January 21, 2020. This report is a summary of the results based upon our understanding of your data quality objectives. Please contact us if itemized quality control results are needed. These results relate only to the samples included in this report.

If you have any questions concerning this report, please feel free to contact me.

Sincerely,

Cindy Simpson

Cindy Simpson
cindy.simpson@pacelabs.com
(205)614-6630
Project Manager

Enclosures

cc: Valley Creek WWTP, Valley Creek WWTP - Selma Water Works

This report shall not be reproduced, except in full,
without the written consent of Pace Analytical Services, LLC.

Pace Analytical Services, LLC
3516 Greensboro Avenue
Tuscaloosa, AL 35401
(205)614-6630

CERTIFICATIONS

Project: Valley Creek WWTP Sludge 503
Pace Project No.: 20139279

Pace Analytical Services New Orleans

California Env. Lab Accreditation Program Branch: 11277CA
Florida Department of Health (NELAC): E87595
Illinois Environmental Protection Agency: 0025721
Kansas Department of Health and Environment (NELAC): E-10266
Louisiana Dept. of Environmental Quality (NELAC/LELAP): 02006
Pennsylviania Dept. of Env Protection (NELAC): 68-04202
Texas Commission on Env. Quality (NELAC): T104704405-09-TX
U.S. Dept. of Agriculture Foreign Soil Import: P330-10-00119
Commonwealth of Virginia (TNI): 480246

Pace Analytical Services Tuscaloosa

3516 Greensboro Ave, Tuscaloosa, AL 35401
Alabama Certification #: 40170

This report shall not be reproduced, except in full,
without the written consent of Pace Analytical Services, LLC.

Pace Analytical Services, LLC
3516 Greensboro Avenue
Tuscaloosa, AL 35401
(205)614-6630

ANALYTICAL RESULTS

Project: Valley Creek WWTP Sludge 503
Pace Project No.: 20139279

Sample: 503 Sludge #2 **Lab ID: 20139279001** Collected: 01/21/20 05:00

Results reported on a "dry weight" basis and are adjusted for percent moisture, sample size and any dilutions.

Parameters	Results	Units	Report Limit	DF	Qualifiers
Percent Moisture	**69.2**	%	0.50	1	
Fecal Coliforms	**1784**	CFU/g	16.2	10	N2

Sample: 503 Sludge #3 **Lab ID: 20139279002** Collected: 01/21/20 06:00

Results reported on a "dry weight" basis and are adjusted for percent moisture, sample size and any dilutions.

Parameters	Results	Units	Report Limit	DF	Qualifiers
Percent Moisture	**68.9**	%	0.50	1	
Fecal Coliforms	**1900**	CFU/g	16.1	10	N2

Sample: 503 Sludge #4 **Lab ID: 20139279003** Collected: 01/21/20 07:00

Results reported on a "dry weight" basis and are adjusted for percent moisture, sample size and any dilutions.

Parameters	Results	Units	Report Limit	DF	Qualifiers
Percent Moisture	**68.1**	%	0.50	1	
Fecal Coliforms	**1425**	CFU/g	15.7	10	N2

This report shall not be reproduced, except in full,
without the written consent of Pace Analytical Services, LLC.

Pace Analytical Services, LLC
3516 Greensboro Avenue
Tuscaloosa, AL 35401
(205)614-6630

QUALIFIERS

Project: Valley Creek WWTP Sludge 503
Pace Project No.: 20139279

DEFINITIONS

DF - Dilution Factor, if reported, represents the factor applied to the reported data due to dilution of the sample aliquot.

ND - Not Detected at or above adjusted reporting limit.

TNTC - Too Numerous To Count

J - Estimated concentration above the adjusted method detection limit and below the adjusted reporting limit.

MDL - Adjusted Method Detection Limit.

PQL - Practical Quantitation Limit.

RL - Reporting Limit - The lowest concentration value that meets project requirements for quantitative data with known precision and bias for a specific analyte in a specific matrix.

S - Surrogate

1,2-Diphenylhydrazine decomposes to and cannot be separated from Azobenzene using Method 8270. The result for each analyte is a combined concentration.

Consistent with EPA guidelines, unrounded data are displayed and have been used to calculate % recovery and RPD values.

LCS(D) - Laboratory Control Sample (Duplicate)

MS(D) - Matrix Spike (Duplicate)

DUP - Sample Duplicate

RPD - Relative Percent Difference

NC - Not Calculable.

SG - Silica Gel - Clean-Up

U - Indicates the compound was analyzed for, but not detected.

N-Nitrosodiphenylamine decomposes and cannot be separated from Diphenylamine using Method 8270. The result reported for each analyte is a combined concentration.

ANALYTE QUALIFIERS

N2 The lab does not hold NELAC/TNI accreditation for this parameter but other accreditations/certifications may apply. A complete list of accreditations/certifications is available upon request.

This report shall not be reproduced, except in full,
without the written consent of Pace Analytical Services, LLC.

WO#: 20139279

20139279

Sheet ____ of ____

Ch.

Client: SELMA VALLEY CREEK WWTP #AL0022578
Contact: GINA RIVERS
Mailing Address: P.O BOX 326
City, State, Zip: SELMA, AL 36702
Phone No.: 334-872-5048
Date: 1/21/20
Sampled By: CLIENT
Sample Site: CENTRIFUGE

TTL Job No.: _____ **Client P.O. #** _____

Security Requirements

1. Condition of Contents: GOOD
2. Sealed for Shipping By: Gina Rivers
3. Initial Contents Temp.: 6° °C Seal Applied Yes ✓ No ____
4. Sampling Status: Complete Expected Completion Date ____
5. Custody Seal Intact Upon Receipt by Laboratory: Yes ____ No ____
6. Condition of Contents: ____
7. Comments: ____
8. Reporting Status: Routine; ASAP By ____; Rush By ____

Date	Time	Sample ID/Description	Sample Type	Sample Method		# of Containers	Preservatives	Analysis Parameters
			Solid, Etc.	Grab	Comp			
1/21	5:00	Bio Solids #2	Solid		✓	1	NONE	DRY FECAL / TS-WW
1/21	6:00	Bio Solids #3	Solid		✓	1	NONE	DRY FECAL / TS-WW
1/21	7:00	Bio Solids #4	Solid		✓	1	NONE	DRY FECAL / TS-WW
1/21	8:00	Bio Solids #1	Solid		✓	1	NONE	DRY FECAL / TS-WW
								+ 503 Full list
								+ Potassium

CUSTODY TRANSFERS PRIOR TO SHIPPING

Relinquished by: (signed) Date/Time	Received by (signed) Date/Time
1 Jeff Nell 1/21/20 8:15	Gina Rivers 1/21/20 8:15
2 Gina Rivers 1/21/20 8:30	2 Carl Lukes 1/21/20 8:30
3	3
4	4

SHIPPING DETAILS

Air Bill #: ____
Method of Shipment: HAND DELIVERY
Received By Lab: S Savage
Date/Time 1/21/20 8:30am

TTL, Inc. - Tuscaloosa Office/Laboratory: 3516 Greensboro Avenue, Tuscaloosa, Alabama 35401, Telephone (205) 345-0816, FAX (205) 343-0609
TTL, Inc. - Montgomery Office: 4154 Lomac Street, Montgomery, Alabama 36106, Telephone (334) 244-0766, FAX (334) 244-6668

NOTE: Please read terms and conditions between TTL, Inc. and client on back of form.

1000 Riverbend Blvd. Suite F
St. Rose, LA 70087
(504) 469-0333

SAMPLE ACKNOWLEDGMENT

Samples Submitted By: Selma Water Works & Sewer Board -
Client Project ID: Valley Creek WWTP Sludge 503
Client PO#:

Pace Project Manager: Cindy Simpson
Phone (205)614-6630
cindy.simpson@pacelabs.com

Pace Analytical Project ID: 20139274
Samples Received: January 21, 2020 08:30 AM
Estimated Completion: February 11, 2020

CC: Ms. Gina Rivers,Valley Creek WWTP

Customer Sample ID	Pace Analytical Lab ID	Matrix	Date/Time Collected	Method
503 Sludge Sampling #1	20139274001	Solid	01/21/20 08:00	351.2 Total Kjeldahl Nitrogen
				365.4 Total Phosphorus
				4500 Ammonia Soil, Distilled
				9045 pH Soil
				Environmental Impact Fee
				Fuel Surcharge
				Percent Moisture
				SM4500NO3-F, Nitrate
				TUSC 9222DS Fecal Coliform
				TUSC Field Services Chg

Please contact your project manager if you recognize any discrepancy in this form or have any questions about your project.

Confidentiality Statement: The Parties agree that they will take all reasonable precautions to prevent the unauthorized disclosure of any proprietary or confidential information of each other and that they will not disclose such information except to those employees, subcontractors, or agents who have expressly agreed to maintain confidentiality.

Thank you for choosing Pace Analytical Services, LLC.

1000 Riverbend Blvd. Suite F
St. Rose, LA 70087
(504) 469-0333

SAMPLE ACKNOWLEDGMENT

Analyte List

Customer Sample ID	Method	Compound	Reporting Limit	Units
503 Sludge Sampling #1	351.2 Total Kjeldahl Nitrogen	Nitrogen, Kjeldahl, Total	50	mg/kg
	365.4 Total Phosphorus	Phosphorus	10	mg/kg
	4500 Ammonia Soil, Distilled	Nitrogen, Ammonia	5	mg/kg
	SM4500NO3-F, NO3-NO2	Nitrogen, NO2 plus NO3		mg/kg
	9045 pH Soil	pH at 25 Degrees C	0.01	Std. Units
	TUSC 9222DS Fecal Coliform	Fecal Coliforms	0.5	CFU/g
	Percent Moisture	Percent Moisture	0.5	%

Please contact your project manager if you recognize any discrepancy in this form or have any questions about your project.

Thank you for choosing Pace Analytical Services, LLC.

1000 Riverbend Blvd. Suite F
St. Rose, LA 70087
(504) 469-0333

SAMPLE ACKNOWLEDGMENT

Samples Submitted By: Selma Water Works & Sewer Board -
Client Project ID: Valley Creek WWTP Sludge 503
Client PO#:

Pace Project Manager: Cindy Simpson
Phone (205)614-6630
cindy.simpson@pacelabs.com

Pace Analytical Project ID: 20139279
Samples Received: January 21, 2020 08:30 AM
Estimated Completion: February 11, 2020

CC: Ms. Gina Rivers,Valley Creek WWTP

Customer Sample ID	Pace Analytical Lab ID	Matrix	Date/Time Collected	Method
503 Sludge #2	20139279001	Solid	01/21/20 05:00	Environmental Impact Fee Fuel Surcharge Percent Moisture TUSC 9222DS Fecal Coliform TUSC Field Services Chg
503 Sludge #3	20139279002	Solid	01/21/20 06:00	Percent Moisture TUSC 9222DS Fecal Coliform
503 Sludge #4	20139279003	Solid	01/21/20 07:00	Percent Moisture TUSC 9222DS Fecal Coliform

Please contact your project manager if you recognize any discrepancy in this form or have any questions about your project.

Confidentiality Statement: The Parties agree that they will take all reasonable precautions to prevent the unauthorized disclosure of any proprietary or confidential information of each other and that they will not disclose such information except to those employees, subcontractors, or agents who have expressly agreed to maintain confidentiality.

Thank you for choosing Pace Analytical Services, LLC.

1000 Riverbend Blvd. Suite F
St. Rose, LA 70087
(504) 469-0333

SAMPLE ACKNOWLEDGMENT

Analyte List

Customer Sample ID	Method	Compound	Reporting Limit	Units
503 Sludge #2	TUSC 9222DS Fecal Coliform	Fecal Coliforms	0.5	CFU/g
	Percent Moisture	Percent Moisture	0.5	%
503 Sludge #3	TUSC 9222DS Fecal Coliform	Fecal Coliforms	0.5	CFU/g
	Percent Moisture	Percent Moisture	0.5	%
503 Sludge #4	TUSC 9222DS Fecal Coliform	Fecal Coliforms	0.5	CFU/g
	Percent Moisture	Percent Moisture	0.5	%

Please contact your project manager if you recognize any discrepancy in this form or have any questions about your project.

Thank you for choosing Pace Analytical Services, LLC.

TTL Technology and Tradition

Sheet ____ of ____

Chain of Custody Form

Client: Selma Valley Creek WWTP #AL0022578
Contact: Gina Rivers
Mailing Address: PO Box 3216
City, State, Zip: Selma, AL 36702
Phone No.: 334-872-5048
Date: 1/21/20
Sampled By: Client
Sample Site: Centrifuge
TTL Job No.: ____ **Client P.O. #** ____

Sample Security Requirements

1. Condition of Contents: Good
2. Sealed for Shipping By: Gina Rivers
3. Initial Contents Temp.: 6° °C Seal Applied Yes ✓ No ____
4. Sampling Status: Complete Expected Completion Date ____
5. Custody Seal Intact Upon Receipt by Laboratory: Yes ____ No ____
6. Condition of Contents: ____
7. Comments: ____
8. Reporting Status: Routine; ASAP By ____; Rush By ____

Date	Time	Sample ID/Description	Sample Type	Sample Method		# of Containers	Preservatives	Analysis Parameters
			Solid, Etc.	Grab	Comp.			
1/21	5:00	Bio Solids	Solid		✓	1	None	Dry Fecal / TS - WW
1/21	6:00	Bio Solids	Solid		✓	1	None	Dry Fecal / TS - WW
1/21	7:00	Bio Solids	Solid		✓	1	None	Dry Fecal / TS - WW
1/21	8:00	Bio Solids	Solid		✓	1	None	Dry Fecal / TS - WW + 503 Full List + Potassium

CUSTODY TRANSFERS PRIOR TO SHIPPING

Relinquished by: (signed) Date/Time	Received by (signed) Date/Time
1 Kelly Nott 1/21/20 8:15	1 Gina Rivers 1/21/20 8:15
2 Gina Rivers 1/21/20 8:30	2 Carl Lukes 1/21/20 8:30
3	3
4	4

SHIPPING DETAILS

Air Bill #: ____
Method of Shipment: Hand Delivery
Received By Lab: S Sarcar
Date/Time 1/21/20 8:30 am

TTL, Inc. - Tuscaloosa Office/Laboratory: 3516 Greensboro Avenue, Tuscaloosa, Alabama 35401, Telephone (205) 345-0816, FAX (205) 343-0609
TTL, Inc. - Montgomery Office: 4154 Lomac Street, Montgomery, Alabama 36106, Telephone (334) 244-0766, FAX (334) 244-6668

NOTE: Please read terms and conditions between TTL, Inc. and client on back of form.

Pace Analytical Services, LLC
3516 Greensboro Avenue
Tuscaloosa, AL 35401
(205)614-6630

February 05, 2020

Ms. Gina Rivers
Valley Creek WWTP - Selma Water Works
P.O. Box 326
Selma, AL 367020326

RE: Project: Valley Creek WWTP Sludge 503
Pace Project No.: 20139280

Dear Ms. Rivers:
Enclosed are the analytical results for sample(s) received by the laboratory on January 22, 2020. This report is a summary of the results based upon our understanding of your data quality objectives. Please contact us if itemized quality control results are needed. These results relate only to the samples included in this report.

If you have any questions concerning this report, please feel free to contact me.

Sincerely,

Cindy Simpson

Cindy Simpson
cindy.simpson@pacelabs.com
(205)614-6630
Project Manager

Enclosures

cc: Valley Creek WWTP, Valley Creek WWTP - Selma Water Works

This report shall not be reproduced, except in full,
without the written consent of Pace Analytical Services, LLC.

Pace Analytical Services, LLC
3516 Greensboro Avenue
Tuscaloosa, AL 35401
(205)614-6630

CERTIFICATIONS

Project: Valley Creek WWTP Sludge 503
Pace Project No.: 20139280

Pace Analytical Services New Orleans

California Env. Lab Accreditation Program Branch: 11277CA
Florida Department of Health (NELAC): E87595
Illinois Environmental Protection Agency: 0025721
Kansas Department of Health and Environment (NELAC): E-10266
Louisiana Dept. of Environmental Quality (NELAC/LELAP): 02006
Pennsylviania Dept. of Env Protection (NELAC): 68-04202
Texas Commission on Env. Quality (NELAC): T104704405-09-TX
U.S. Dept. of Agriculture Foreign Soil Import: P330-10-00119
Commonwealth of Virginia (TNI): 480246

Pace Analytical Services Tuscaloosa

3516 Greensboro Ave, Tuscaloosa, AL 35401
Alabama Certification #: 40170

This report shall not be reproduced, except in full,
without the written consent of Pace Analytical Services, LLC.

Pace Analytical Services, LLC
3516 Greensboro Avenue
Tuscaloosa, AL 35401
(205)614-6630

ANALYTICAL RESULTS

Project: Valley Creek WWTP Sludge 503
Pace Project No.: 20139280

Sample: 503 Sludge #5 **Lab ID: 20139280001** Collected: 01/22/20 05:00

Results reported on a "dry weight" basis and are adjusted for percent moisture, sample size and any dilutions.

Parameters	Results	Units	Report Limit	DF	Qualifiers
Percent Moisture	**68.4**	%	0.50	1	
Fecal Coliforms	**3169**	CFU/g	158	100	N2

Sample: 503 Sludge #6 **Lab ID: 20139280002** Collected: 01/22/20 06:00

Results reported on a "dry weight" basis and are adjusted for percent moisture, sample size and any dilutions.

Parameters	Results	Units	Report Limit	DF	Qualifiers
Percent Moisture	**68.3**	%	0.50	1	
Fecal Coliforms	**1866**	CFU/g	158	100	N2

Sample: 503 Sludge #7 **Lab ID: 20139280003** Collected: 01/22/20 07:00

Results reported on a "dry weight" basis and are adjusted for percent moisture, sample size and any dilutions.

Parameters	Results	Units	Report Limit	DF	Qualifiers
Percent Moisture	**68.6**	%	0.50	1	
Fecal Coliforms	**1935**	CFU/g	15.9	10	N2

This report shall not be reproduced, except in full,
without the written consent of Pace Analytical Services, LLC.

Pace Analytical Services, LLC
3516 Greensboro Avenue
Tuscaloosa, AL 35401
(205)614-6630

QUALIFIERS

Project: Valley Creek WWTP Sludge 503
Pace Project No.: 20139280

DEFINITIONS

DF - Dilution Factor, if reported, represents the factor applied to the reported data due to dilution of the sample aliquot.

ND - Not Detected at or above adjusted reporting limit.

TNTC - Too Numerous To Count

J - Estimated concentration above the adjusted method detection limit and below the adjusted reporting limit.

MDL - Adjusted Method Detection Limit.

PQL - Practical Quantitation Limit.

RL - Reporting Limit - The lowest concentration value that meets project requirements for quantitative data with known precision and bias for a specific analyte in a specific matrix.

S - Surrogate

1,2-Diphenylhydrazine decomposes to and cannot be separated from Azobenzene using Method 8270. The result for each analyte is a combined concentration.

Consistent with EPA guidelines, unrounded data are displayed and have been used to calculate % recovery and RPD values.

LCS(D) - Laboratory Control Sample (Duplicate)

MS(D) - Matrix Spike (Duplicate)

DUP - Sample Duplicate

RPD - Relative Percent Difference

NC - Not Calculable.

SG - Silica Gel - Clean-Up

U - Indicates the compound was analyzed for, but not detected.

N-Nitrosodiphenylamine decomposes and cannot be separated from Diphenylamine using Method 8270. The result reported for each analyte is a combined concentration.

ANALYTE QUALIFIERS

N2 The lab does not hold NELAC/TNI accreditation for this parameter but other accreditations/certifications may apply. A complete list of accreditations/certifications is available upon request.

This report shall not be reproduced, except in full,
without the written consent of Pace Analytical Services, LLC.

TTL Technology and Tradition

WO#: 20139280

20139280

Sheet ____ of ____

Chain of Custodnents

Client: Selma Valley Creek WWTP (AL0022578)
Contact: Gina Rivers
Mailing Address: P.O. Box 326
City, State, Zip: Selma, AL 36702
Phone No.: 334-872-5048
Date:
Sampled By: Client
Sample Site: Centrifuge

1. Condition of Contents: GOOD
2. Sealed for Shipping By:
3. Initial Contents Temp.: 6° °C Seal Applied Yes ✓ No
4. Sampling Status: Complete Expected Completion Date
5. Custody Seal Intact Upon Receipt by Laboratory: Yes ____ No ____
6. Condition of Contents:
7. Comments:
8. Reporting Status: Routine; ASAP By ____; Rush By ____

TTL Job No.: ____ **Client P.O. #** ____

Date	Time	Sample ID/Description	Sample Type	Sample Method		# of Containers	Preservatives	Analysis Parameters
			Solid, Etc.	Grab	Comp			
1/22/20	5:00	Bio Solids #5	Solid		✓	1		DRY FECAL / TS_WW
1/22/20	6:00	Bio Solids #6	Solid		✓	1		DRY FECAL / TS_WW
1/22/20	7:00	Bio Solids #7	Solid		✓	1		DRY FECAL / TS_WW

CUSTODY TRANSFERS PRIOR TO SHIPPING

Relinquished by: (signed) Date/Time
1 Jeff Mott 1/22/20 7:15
2 Randy Brown 1/22/20 7:45
3 Earl Lukey 1/22/20 9:15
4

Received by (signed) Date/Time
1 Randy Brown 1/22/20 7:15
2 Earl Lukey 1/22-20 8:00
3
4

SHIPPING DETAILS

Air Bill #:
Method of Shipment: HAND Delivery
Received By Lab: S. Savage
Date/Time 1/22/20 9:15

TTL, Inc. - Tuscaloosa Office/Laboratory: 3516 Greensboro Avenue, Tuscaloosa, Alabama 35401, Telephone (205) 345-0816, FAX (205) 343-0609
TTL, Inc. - Montgomery Office: 4154 Lomac Street, Montgomery, Alabama 36106, Telephone (334) 244-0766, FAX (334) 244-6668

NOTE: Please read terms and conditions between TTL, Inc. and client on back of form.

1000 Riverbend Blvd. Suite F
St. Rose, LA 70087
(504) 469-0333

SAMPLE ACKNOWLEDGMENT

Samples Submitted By: Selma Water Works & Sewer Board -
Client Project ID: Valley Creek WWTP Sludge 503
Client PO#:

Pace Project Manager: Cindy Simpson
Phone (205)614-6630
cindy.simpson@pacelabs.com

Pace Analytical Project ID: 20139280
Samples Received: January 22, 2020 09:15 AM
Estimated Completion: February 12, 2020

CC: Ms. Gina Rivers,Valley Creek WWTP

Customer Sample ID	Pace Analytical Lab ID	Matrix	Date/Time Collected	Method
503 Sludge #5	20139280001	Solid	01/22/20 05:00	Percent Moisture TUSC 9222DS Fecal Coliform
503 Sludge #6	20139280002	Solid	01/22/20 06:00	Percent Moisture TUSC 9222DS Fecal Coliform
503 Sludge #7	20139280003	Solid	01/22/20 07:00	Percent Moisture TUSC 9222DS Fecal Coliform

Please contact your project manager if you recognize any discrepancy in this form or have any questions about your project.

Confidentiality Statement: The Parties agree that they will take all reasonable precautions to prevent the unauthorized disclosure of any proprietary or confidential information of each other and that they will not disclose such information except to those employees, subcontractors, or agents who have expressly agreed to maintain confidentiality.

Thank you for choosing Pace Analytical Services, LLC.

Pace Analytical®
www.pacelabs.com

1000 Riverbend Blvd. Suite F
St. Rose, LA 70087
(504) 469-0333

SAMPLE ACKNOWLEDGMENT

Analyte List

Customer Sample ID	Method	Compound	Reporting Limit	Units
503 Sludge #5	TUSC 9222DS Fecal Coliform	Fecal Coliforms	0.5	CFU/g
	Percent Moisture	Percent Moisture	0.5	%
503 Sludge #6	TUSC 9222DS Fecal Coliform	Fecal Coliforms	0.5	CFU/g
	Percent Moisture	Percent Moisture	0.5	%
503 Sludge #7	TUSC 9222DS Fecal Coliform	Fecal Coliforms	0.5	CFU/g
	Percent Moisture	Percent Moisture	0.5	%

Please contact your project manager if you recognize any discrepancy in this form or have any questions about your project.

Thank you for choosing Pace Analytical Services, LLC.

TTL
Technology and Tradition

Sheet ____ of ____

Chain of Custody Form

Client: Selma Valley Creek WWTP (AL0022578)
Contact: Gina Rivers
Mailing Address: P.O. Box 326
City, State, Zip: Selma, AL 36702
Phone No.: 334-872-5048
Date:
Sampled By: Client
Sample Site: Centrifuge
TTL Job No.: ____ Client P.O. # ____

Sample Security Requirements

1. Condition of Contents: Good
2. Sealed for Shipping By:
3. Initial Contents Temp.: 6° °C Seal Applied Yes ✓ No
4. Sampling Status: Complete Expected Completion Date
5. Custody Seal Intact Upon Receipt by Laboratory: Yes ____ No ____
6. Condition of Contents:
7. Comments:
8. Reporting Status: Routine; ASAP By ____; Rush By ____

Date	Time	Sample ID/Description	Sample Type	Sample Method		# of Containers	Preservatives	Analysis Parameters
			Solid, Etc.	Grab	Comp			
1/22/20	5:00	Bio Solids	Solid		✓	1		Dry Fecal / TS WW
1/22/20	6:00	Bio Solids	Solid		✓	1		Dry Fecal / TS WW
1/22/20	7:00	Bio Solids	Solid		✓	1		Dry Fecal / TS WW

CUSTODY TRANSFERS PRIOR TO SHIPPING

Relinquished by: (signed) Date/Time
1 Jeff Mott 1/22/20 7:15
2 Randy Brown 1/22/20 7:45
3 Carl Lubey 1/22/20 9:15
4

Received by (signed) Date/Time
1 Randy Brown 1/22/20 7:15
2 Carl Lubey 1/22-20 8:00
3
4

SHIPPING DETAILS

Air Bill #:
Method of Shipment: Hand Delivery
Received By Lab: J. Savage
Date/Time 1/22/20 9:15

TTL, Inc. - Tuscaloosa Office/Laboratory: 3516 Greensboro Avenue, Tuscaloosa, Alabama 35401, Telephone (205) 345-0816, FAX (205) 343-0609
TTL, Inc. - Montgomery Office: 4154 Lomac Street, Montgomery, Alabama 36106, Telephone (334) 244-0766, FAX (334) 244-6668

NOTE: Please read terms and conditions between TTL, Inc. and client on back of form.

BMP

STANDARD OPERATING PROCEDURES

RECEIVED
APR 02 2021
IND/MUN BRANCH

SELMA VALLEY CREEK WWTP
1 MARINA DRIVE
SELMA, ALABAMA 36701

TRICKLING FILTER PLANT
NPDES AL0022578

TABLE OF CONTENTS

1. LAYOUT OF PLANT AND PROCESS FLOW DIAGRAM

2. ELEMENTS OF DESIGN OF PLANT

3. ORGANIZATION OF PLANT STAFF
   3.B. SHIFT SCHEDULE

4. THEORY OF OPERATION OF PLANT

5. OPERATOR DUTIES & PROCEDURES
   5.A. OPERATOR DAILY & MONTHLY FORMS TO BE FILLED OUT
   5.A.1. OPERATOR TIME LOG SHEET
   5.A.2. OPERATOR SAMPLE CUSTODY FORM
   5.A.3. OPERATOR DAILY LOG FOR 3 SHIFTS
   5.B. OPERATOR DUTIES & PROCEDURES
   5.C. SAMPLING PROCEDURE & LOCATIONS

6. EQUIPMENT MAINTENANCE DETAILS
   6.A. PUMP STOPPAGES DUE TO RAGS & TRASH
   6.B. CHANGING CHLORINE CYLINDERS & ADJUSTING FEED RATE
   6.C. HANDLING ALARMS ON SCADA SYSTEM
   6.D. OPERATION OF CENTRIFUGE SLUDGE DEWATERING

REVISED 2013
REVISED 1/9/17 - Signed

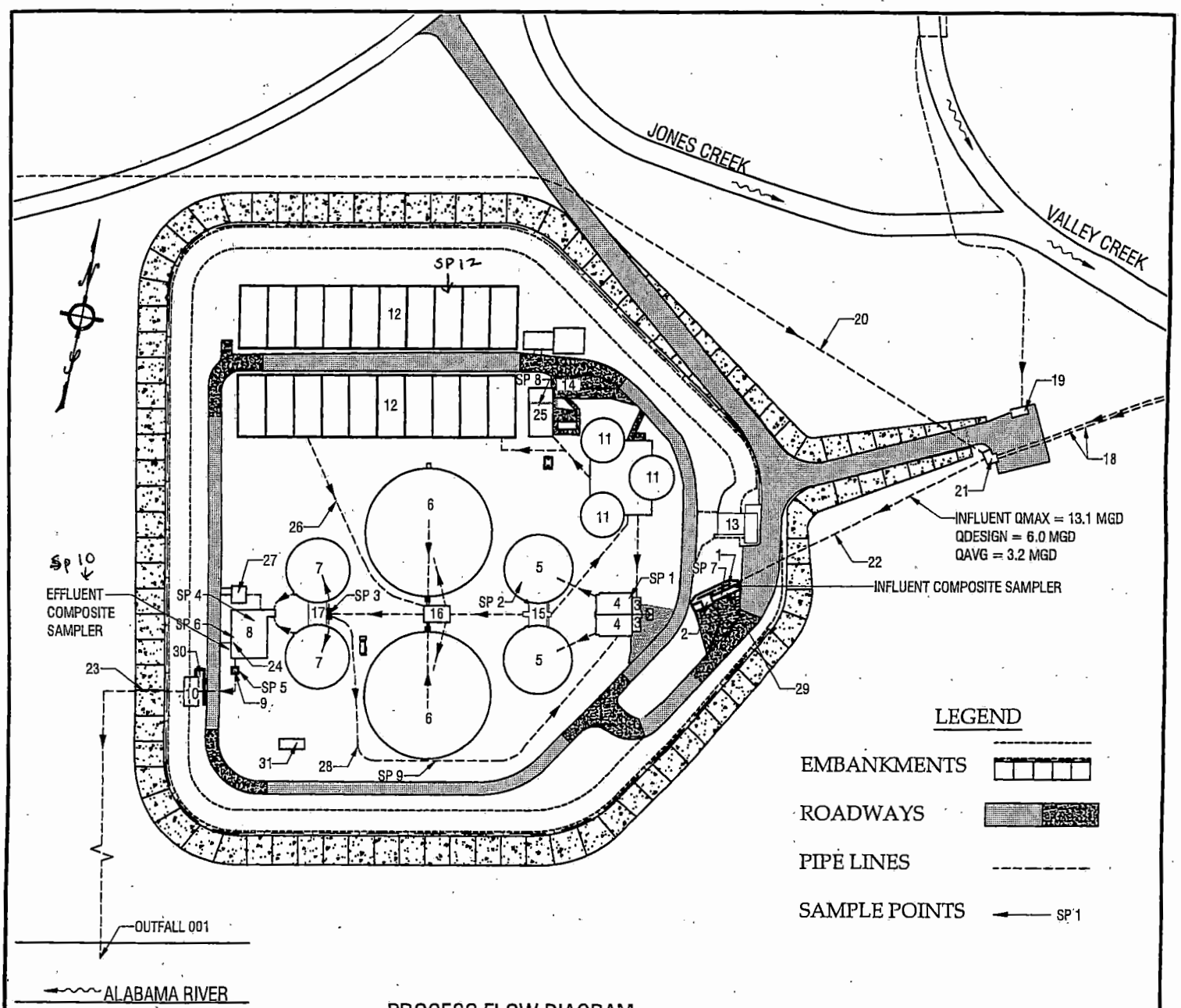

PROCESS FLOW DIAGRAM

1. BAR SCREEN
2. GRIT SEPARATOR
3. AERATED GRIT CHAMBERS
4. PRE-AERATION TANKS
5. PRIMARY CLARIFIERS
6. TRICKLING FILTERS
7. SECONDARY CLARIFIERS
8. CHLORINE CONTACT CHAMBER
9. PARSHALL FLUME
10. EFFLUENT PUMPING STATION
11. SLUDGE DIGESTION TANKS
12. SLUDGE DRYING BEDS
13. ADMINISTRATIVE BUILDING
14. LIQUID SLUDGE LOADING STAND
15. PRIMARY SLUDGE PUMPS AND AERATION BLOWERS
16. RE-CIRCULATING PUMPS
17. SECONDARY SLUDGE PUMPS
18. TWIN BARREL INVERTED SIPHON FROM WATER STREET
19. VALLEY CREEK PUMPING STATION AND FORCE MAIN
20. FORCE MAIN FROM WILLOW DRIVE PUMPING STATION
21. JUNCTION CHAMBER
22. PLANT INFLUENT LINE
23. OUTFALL TO ALABAMA RIVER
24. DE-CHLORINATION
25. CENTRIFUGE FOR SLUDGE DRYING
26. UNDERDRAIN RETURN
27. CHLORINATION BUILDING
28. CLARIFIER RETURN
29. SEPTAGE RECEIVING STATION
30. STORM WATER DISCHARGE POINT - OUTFALL 001S - SP-11
31. GENERATOR

SELMA POLLUTION CONTROL
VALLEY CREEK TREATMENT PLANT
SELMA, ALABAMA

EPA ID: 110044303857

NPDES #: AL0022578

VALLEY CREEK WWTP SELMA , ALABAMA

SAMPLE POINTS

PROCESS FLOW DIAGRAM

1. AERATION TANKS
2. PRIMARY CLARIFIER
3. SECONDARY CLARIFIER
4. CHLORINE CONTACT CHAMBER
5. PARSHALL FLUME
6. DECHLORINATION CHAMBER
7. INFLUENT COMPOSITE SAMPLER
8. CENTRIFUGE
9. CLARIFIER RETURN
10. EFFLUENT COMPOSITE SAMPLER
11. STORM WATER DICHARGE POINT
12. SLUDGE DRYING BEDS

EPA ID: 110044303857

NPDES # AL0022578

SELMA SEWAGE TREATMENT PLANT
BASIC DATA

A. Design Conditions	
Year of design	1969
Forecast population	55,000
Population served by sewerage system	85% of 55,000 = 46,750
24 hour average flow	6.0 mgd
Maximum peak flow	13.1 mgd
Biochemical oxygen demand (BOD)	200 ppm, or 10,000 lbs/day
B. Aerated Grit Chamber	
Number of Units	2
Detention time at design 24 hrs. average flow	4.75 minutes
Size - dimensions each tank	16'-6" x 8'-0" x 10'-0"
Volume - each tank	1,320 cu. ft.
C. Pre-aeration Tanks	
Number of Units	2
Detention time at design 24 hrs. average flow	40 minutes
Volume of air	0.1 cu. ft. per gal.
Size - dimensions - each tank	37'-8" x 22'-0" x 13'-6"
Volume - each tank	11,190 cu. ft.
D. Primary Sedimentation Tanks	
Number of Units	2
Size and dimensions - each tank	75' dia. x 8' SWD
Detention time - total	2.11 hour
Settling rate - each unit	680 gpd per sq. ft. surface
Overflow rate - each unit	12,700 gpd per ft. of weir
BOD removal	34%
BOD loading to trickling filters	6,600 lbs. per day
E. High Rate Trickling Filters	
Number of Units	2
Size - each unit	150' dia. x 4.0' median depth
Surface area - total	0.81 Acre
Volume - total	3.24 Acre-Ft.
Biological loading	46.4 lbs. BOD per day per 1,000 cu. ft.
Surface loading at design 24 hour rates of flow	7.41 mgd per acre
Surface loading at design flow plus 100%, recirculation	14.82 mgd per acre
Pumps: 3 @ 4550 gpm each @ 28' TDH - Max. Hour	
F. Secondary Sedimentation Tanks	
Number of Units	2
Size, each unit	70' dia. x 8' SWD
Detention time - total	1.85 hours
Settling rate - each unit	780 gpd per sq. ft.
Overflow rate - each unit	13,600 gpd per ft. of weir
BOD removal (with filters)	77% of primary effluent BOD
G. Sludge Digesters (Heated, Fixed Covers, Draft Tube Mixers)	
Number of Units	3
Size each unit - dimensions	50' dia. x 30 ft. SWD
Total net usable volume	188,400 cu. ft.
Volume - Unit - Design population	4.0 cu. ft. per capita
- Equivalent population	2.79 cu. ft. per capita
H. Sludge Drying Beds	
Number of Units	20
Size each unit - dimensions	32' x 72'
Area provided	0.99 sq. ft. per capita
I. Chlorine Contact Chamber	
Number of Units	1
Detention time at design for average flow	20 minutes
Detention time at 200% average flow	10 minutes
Volume	83,000 gals. = 11,100 cu. ft.
Dimensions	40' x 55' x 6' SWD
J. Estimated Plant Performance	
BOD Loading	10,000 lbs. per day
Primary clarifiers removal	34%
Trickling Filter and Final Clarifier Removal	77.0%
BOD in plant effluent	1,500 lbs. per day, 30 ppm
Overall plant efficiency	85%
BOD removal	8,500 lbs. per day removed

K. Effluent Pump Station

Pump No. 1 -	4000 gpm @ 28' TDH; 40 HP; 14" dia.; 1170 rpm
Pump No. 2 -	5200 gpm @ 28' TDH; 50 HP; 16" dia.; 1170 rpm
Pump No. 3 -	7100 gpm @ 28' TDH; 60 HP; 18" dia.; 1170 rpm

REVISED 2013

ORGANIZATION OF PLANT STAFF

1. THE PLANT STAFF CONSISTS OF;
   - A. THE PLANT SUPERINTENDANT
   - B. THE CHIEF OPERATOR, WHICH COVERS THE PLANT ON THE DAY SHIF
     - B1. THREE NIGHT SHIFT OPERATORS, WHICH OPERATE THE PLANT ON THE 3:00 TO 11:00 SHIFTS AND THE 11:00 TO 7:00 SHIFTS
     - B2. AN OPERATOR WHICH COVERS THE SATURDAY 7:00 TO 3:00 DAY SHIFT AND IS A MAINTENANCE WORKER THE REST OF THE WEEK
   - C. THE MAINTENANCE FOREMAN
     - C1. MAINTENANCE WORKERS
     - C2. THE PLANT ELECTRICIAN
   - D. THE LAB MANAGER
     - D1. THE LAB ASSISTANT
   - E. THE PLANT SECRETARY

REVISED 2013

VALLEY CREEK WWTP
SHIFT SCHEDULE

REVISED: 12/26/2020

NAME		SUNDAY	MONDAY	TUESDAY	WEDNESDAY	THURSDAY	FRIDAY	SATURDAY
LUKER, E.	S	OFF	7:00-3:00	7:00-3:00	7:00-3:00	7:00-3:00	7:00-3:00	OFF
NUTT, C.	LS	OFF	7:00-3:00	7:00-3:00	7:00-3:00	7:00-3:00	7:00-3:00	OFF
RIVERS, G.	LT	OFF	7:00-3:00	7:00-3:00	7:00-3:00	7:00-3:00	7:00-3:00	OFF
PHILLIPS, G.	PM	OFF	7:00-3:00	7:00-3:00	7:00-3:00	7:00-3:00	7:00-3:00	OFF
MOTT, J.	PO	OFF	7:00-3:00	7:00-3:00	7:00-3:00	7:00-3:00	7:00-3:00	OFF
MEEKS, J.	PM	OFF	7:00-3:00	7:00-3:00	7:00-3:00	7:00-3:00	7:00-3:00	OFF
HARRISON, A.	PS	OFF	7:00-3:00	7:00-3:00	7:00-3:00	7:00-3:00	7:00-3:00	OFF
LONCRIER, B.	PS	OFF	7:00-3:00	7:00-3:00	7:00-3:00	7:00-3:00	7:00-3:00	OFF
BROWN, R.	PO	OFF	OFF	7:00-3:00	7:00-3:00	7:00-3:00	7:00-3:00	7:00-3:00
PATE, J.	PO	7:00-3:00	3:00-11:00	3:00-11:00	11:00-7:00	11:00-7:00	OFF	OFF
BRAZIL R.	PO	11:00-7:00	11:00-7:00	11:00-7:00	OFF	OFF	11:00-7:00	11:00-7:00
FINK, G.	PO	3:00-11:00	OFF	OFF	3:00-11:00	3:00-11:00	3:00-11:00	3:00-11:00
	PT	OFF	7:00-3:00	7:00-3:00	7:00-3:00	7:00-3:00	7:00-3:00	OFF
	PT	OFF	7:00-3:00	7:00-3:00	7:00-3:00	7:00-3:00	7:00-3:00	OFF
	PT	OFF	7:00-3:00	7:00-3:00	7:00-3:00	7:00-3:00	7:00-3:00	OFF
	DB	OFF	7:00-3:00	7:00-3:00	7:00-3:00	7:00-3:00	7:00-3:00	OFF
	DB	OFF	7:00-3:00	7:00-3:00	7:00-3:00	7:00-3:00	7:00-3:00	OFF

S ====SUPERINTENDENT
PM===PLANT MAINT.
PS====PUMPING STATIONS

LS====LAB SUPERVISOR
PT====PART TIME
DB===DRYING BEDS

LT====LAB TECHNICIAN
PO===PLANT OPERATOR
SC===SECRETARY

THEORY OF OPERATION

CITY OF SELMA, ALABAMA

DESCRIPTION OF SEWERAGE IMPROVEMENT PROJECT

AUGUST 1968

The principal object of the Selma Sewerage Improvement work is to clean up Alabama River and make it more healthful and useful for navigation, recreation, fishing, etc. The work includes intercepting the sewage flows which formerly discharged into the river between the Ziegler Packing Plant on the east and Westhaven Drive on the west and delivering them to a sewage treatment plant situated on the west bank of Valley Creek near Alabama River. Here the sewage undergoes purification which makes it safe to discharge into Alabama River.

The ground surface at the plant site lies at elevation 110 to 113, requiring the construction of a dike to keep out flood waters which rise at times as high as elevation 120.

The "High Rate Trickling Filter Plant", as this plant is called, includes 6 steps in the purification process of the sewage plus 2 steps in the disposal of the sludge separated from the sewage during the treatment process.

First, the grit, which otherwise would cause difficulties in the operation of the plant, is removed in Aerated Grit Chambers where compressed air, blown through nozzles near the bottom of the tank, cause the sewage to circulate in such a way that the grit is deposited at one end of the tank where it is picked up by a continuous chain conveyor and discharged into an overhead bin. Every few days the bin is emptied into a truck and the grit is carried away for burial in a dump, away from the plant.

Secondly, the sewage flows into the Pre-aeration Tanks where compressed air, blown through nozzles near the bottom, bubbles up through the sewage adding oxygen to it and making the sewage easier to treat in the remaining steps of the process.

Third, the sewage passes into the Primary Sedimentation Tanks where the settleable solids fall to the bottom as sludge and the floating matter rises to the surface as scum. These tanks are provided with plows mounted on arms placed in the bottom of the tanks, arranged to rotate about the center and scrape the sludge to a central sump from which it is pumped to the Digestion Tanks, described below. At the water surface another arm sweeps the floating matter into a trough at the side of the tank from whence it flows to a sump and is pumped to the Digestion Tanks.

Fourth, the partially treated sewage flows to a High Rate Trickling Filter where the finer solids and some of the dissolved matter are removed. The Filter consists of a bed of crushed rock placed in a circular tank with underdrains at the bottom and a rotating distributor just above the surface of the stone. Sewage is discharged onto the stone bed through the rotary distributor, so designed as to provide uniform distribution over the surface of a constant rate of flow. Because of the topography of the site and the need for a continuous uniform rate of flow, pumps are provided to lift the sewage from the level of the Primary Tank Outlet (el. 103) to the Trickling Filter Inlet (el. 126). Float controlled by-pass gates are installed in the wall between the Filter effluent chamber and the pump suction well, so arranged that filter effluent will flow into the suction well at the rate required to make up the difference between the rate of sewage flow and the desired flow through the Filters.

The stone of the Filters, when operating properly, becomes covered with a coat of greenish slime containing large numbers of living cells which act on the dissolved solids and the finer particulate matter to remove it from the sewage and into the slime. When the slime grows to a sufficient thickness it sloughs off from the stone and is carried away with the Filter effluent, to be picked up in the Secondary Sedimentation Tanks. In order to operate properly, the underdrains and the interstices between the stones in the Filter bed must be open to the atmosphere so that air can circulate freely through the stone bed and supply the oxygen needed for the action of the organisms living in the slime.

Fifth, the treated sewage flows to the Secondary Clarifier Tanks where any solids which are discharged from the Filter are caught and pumped back to the entrance of the plant. These tanks are provided with plows in the bottom, and sludge pumps similar to the Primary Sedimentation Tanks, but do not need a collector at the water surface since no floating solids are involved.

Sixth, (the final step in the treatment of the sewage) the flow passes to a Chlorine Contact Tank where it is disinfected before discharge into Alabama River through a submerged outfall pipe.

The Effluent Pumping Station is provided to discharge the sewage effluent and any rain water which collects within the dike at times of high river level. This Station will be used only a few days a year.

Sludge collected in the Primary Sedimentation Tanks is pumped to a Sludge Digestion Tank where it is held for several weeks. During this time it digests, giving off a combustible gas while the solids are converted to an innocuous, inert material. After the sludge has become properly digested it is discharged onto the sludge drying beds and, after drying, removed by truck for use as a fertilizer or for disposal at a rubbish dump. The gas is used to heat the sludge in the digestion tank and thus promote the digestion process.

The Administration Building houses the Superintendent's office, laboratory, conference room and chlorine facilities on the upper floor, and shop, toilets, garage and space heater room on the lower floor.

REVISED 2013

THEORY OF OPERATION

RANGES

PRELIMINARY TREATMENT (Grit Chanber & Pre-Aeration Tanks)

Purpose: To protect pumps and equipment, and Remove Gross Solids and Heavy Organics.

Specifics:
- Desired chamber velocity: 1.0-3.0 Feet per second.
- Areation D.O.: 1PPM

PRIMARY TREATMENT (Primary Clarifier)

Purpose: To reduce settleable solids and solids setteling in a 2 hour period.

Specifics:
- Bod ~~Removal~~ Reduction: ~~25-35%~~ 30-40
- Settleable Solids Removal: 90-95%
- Suspended Solids Removal: 40-60%
- Total Solids Removal: 10-15%
- Solids Concentration to Digester: 2-3%
  - Total Wet Weight: 91-94%
  - Total Solids: 5-8%
  - Volatile Solids: 75%
  - Fixed Solids: 25%
- Feed Sludge to Digester: 65-80%
- Detention Time in Clarifier: 2 Hours
- Surface Setteling Rate: 500-750 gpd/Ft^2

SECONDARY TREATMENT (Trickling Filter - Secondary Clarifier)

Purpose: To remove or reduce organic solids left in suspension after Primary Treatment.

Specifics:

Trickling Filter	HR FILTER	LR FILTER
-Organic Loading:	25-100 LB BOD /Day 1000Ft^3	5-25 Lb BOD/ day 1000Ft^3
-Hydraulic Loading:	100-1000 gpd/Ft^2	25-100 gpd/Ft^2
-Surface Overflow Rate:	1000 gpd/Ft^2	800 gpd/Ft^2
-BOD Removal:	65-85%	80-90%
Loading Rates	10-40 mgd	4-1 OMGD
Secondary Clarifier		
-Detention Time:	2 Hours	
-BOD Removal:	85% or Higher	
-Effluent PPM:	30PPM	
Effluent PH:	6-9	
Surface Setteling Rate:	~~1000~~ 500-2000 gpd/Ft^2	

CHLORINATION (Chambers)

Purpose: To provide for odor control, pathegenic bacterial control, and aid in settling and an aid in controlling ponding on the trickling filters.

SPECIFICS:
- Detention Time: 15-~~30~~ 45 Mintues
- Required residual chlorine: RESIDUAL CHLORINE AFTER DECHLORINATION 0.23 DAILY MAX

REVISED 2013

OPERATOR FORMS TO BE FILLED OUT & SIGNED

Valley Creek WWTP
Selma, AL

Operator Time Log Sheet

Date	Name of Operator	Time In	Time Out	Comments	Signature of Operator

Month_____Yr._____ Selma Valley Creek WWTP Plant Operator Sample Custody Form

Day	Composite Samples (24hr) Influent & Effluent								Daily Grab Samples	
	Set up time (Inf.)	Set up time (Eff.)	Operator	Collection time next day. (Inf)	^{0}C	Collection time next day. (Eff)	^{0}C	Operator	Collection time	Operator
1										
2										
3										
4										
5										
6										
7										
8										
9										
10										
11										
12										
13										
14										
15										
16										
17										
18										
19										
20										
21										
22										
23										
24										
25										
26										
27										
28										
29										
30										
31										

Note: Write notes and explanations on separate sheet of paper and attach to back of this form.

VALLEY CREEK WASTE WATER TREATMENT PLANT
OPERATOR LOG

DATE_____ OPERATOR: _____ DIG. TEMP._____

DIGESTERS:

Grease Valve House	7:00	8:00	9:00	10:00	11:00	12:00	1:00	2:00	
Check Methane Compressors									
Check Booster Pump Motors									
Check-Heat Exchanger Motors									
PRIMARY CLARIFIERS & BUILDING									
Check Blowers									
Grease All Sludge Pumps									
Check Sludge Pump Packing									
Check Operation of Sludge Pumps									
Pump Sludge Pit									
Wash Clarifier Trough									
Check Clarifier Arm Operation									
TRICKLING FILTERS AND BUILDING									
Check Operation of Oilers									
Check Operation of Float Valves									
Check Distributor Arm Operation									
SECONDARY CLARIFIER									
Check Pump Motor Operation									
Check Clarifier Arm Operation									
GRIT REMOVAL SYSTEM									
Check Grit Pump Operation									
Flush Grit Pump Hourly									
Empty Grit Box									

REMARKS:

DATE_____ OPERATOR: _____ DIG. TEMP._____

DIGESTERS:

Grease Valve House	3:00	4:00	5:00	6:00	7:00	8:00	9:00	10:00	
Check Methane Compressors									
Check Booster Pump Motors									
Check-Heat Exchanger Motors									
PRIMARY CLARIFIERS & BUILDING									
Check Blowers									
Grease All Sludge Pumps									
Check Sludge Pump Packing									
Check Operation of Sludge Pumps									
Pump Sludge Pit									
Wash Clarifier Trough									
Check Clarifier Arm Operation									
TRICKLING FILTERS AND BUILDING									
Check Operation of Oilers									
Check Operation of Float Valves									
Check Distributor Arm Operation									
SECONDARY CLARIFIER									
Check Pump Motor Operation									
Check Clarifier Arm Operation									
GRIT REMOVAL SYSTEM									

Quarter 1st Year 2021 Months- JAN FEB March

SELMA-VALLEY CREEK WASTEWATER TREATMENT PLANT
PLANT – QUARTERLY PREVENTIVE MAINTENANCE RECORDS

DATE: / / SIGN or INITIAL:

SYSTEM	LOCATION	CHECK OR ADD OIL	CHANGE OIL	LUBRICATE
Digester	Digester Mixers 1-2-3			
	Heat Exchangers 1 & 2			
	Sludge Re-circulating Pumps			
Aeration	Diffuser Arms			
	Blower Motors 1-2-3			
Grit Removal	Pumps 1 & 2			
Primary Clarifier	Sludge Pumps 1-2-3			
	Clarifier #1			
	Clarifier #1 Distributor Gear Box			
	Clarifier #1 Distributor Gear Head Motor			
	Clarifier #1 Distributor Turn Table			
	Clarifier #2			
	Clarifier #2 Distributor Gear Box			
	Clarifier #2 Distributor Gear Head Motor			
	Clarifier #2 Distributor Turn Table			
Trickle Filter	Pumps 1-2-3			
	Float Valves 1-2			
	Trickle Filter #1 Distributor Arm			
	Trickle Filter #2 Distributor Arm			
Sec. Clarifier	Sludge Re-circulating Pump 1-2-3			
	Clarifier #1 Gear Box			
	Clarifier #1 Gear Head Motor			
	Clarifier #1 Turntable			
	Clarifier #2 Gear Box			
	Clarifier #2 Gear Head Motor			
	Clarifier #2 Turntable			
Air Compression	Air Compressor #1 Shop			
Effluent P/S	Pumps 1-2-3			

1st Quarter 2021

JAN, FEB, MARCH

Change

SELMA-VALLEY CREEK WASTEWATER TREATMENT PLANT
PUMPING STATIONS – QUARTERLY PREVENTIVE MAINTENANCE RECORDS

DATE: SIGN or INITIAL:

#	LOCATION	CHECK OR ADD OIL	CHANGE OIL	LUBRICATE
1	Dixie Auto Parts			
2	Franklin at River			
3	Valley Creek/Main Plant			
4	Off Willow Drive			
5	Behind Old Armory			
6	Zeiglers			
7	Hardie Ave & Division			
8	Johnson City			
9	Etheridge Ave			
10	Helen & Minter			
11	Weaver & Anderson			
12	Weaver & Thunderbird			
13	Range St & Marie Foster			
14	Walmart			
15	Church & Minter			
16	Kingsley Drive (Stiles Road)			
17	Disco Aluminum			
18	Felix Heights			
19	Oxford Mfg Co			
20	Cahaba Road (Crescent Hill)			
21	Midland Station Road			
22	Midland Pasture			
23	Ames Pkg Co			
24	Marion Jct Road (Talton)			
25	Softball Complex			
26	New Franklin Street			
27	Sel-Field (Pioneer Electric)			
28	New Armory			
29	Miller Lumber Co Race Street			
30	Speir Place			
31	Woodrow East			
32	Concord Wax Co.			
33	Medical Center Parkway			
34	Park Place			
35	Weed & Seed			
36	Animal Shelter			
37	FEMA @ Sel Field Road			
38				

operational procedures for valley creek waste water treatment plant

Daily operational procedures for all shift operators.

1.check operation of equiptment in digester bldg,such as recirculating pumps,sludge heaters and methane compressors,police general areas of building.

2.check operation of grit removal equiptment,aerators and weirs and also keep area policed of trash and debris.

3.primary clarifier bldg,check operation of aeration blowers,clarifier ditributing arms.make sure scum troughs are clean and un-obstructed and clrifier arms are moving.

4.primary clarifier sludge pump room,check packing glands on sludge pumps and check that pumps are in good mechanical order and do not have any obstructions

5.trickling filter bldg,check oilers to see if they are lubricating adiquately and motors are not over heated,check float valves,and distributing arm operaton.

6.secondary clarifier bldg,check to asure secondary return pumps are pumping and alternating properly,check operation of distributing arms and police general area.

7.chlorine contact chamber and effluent chlorine bldg,periodacaly check flow rate and check to see if there are alarms on chlorine bldg,police general area

8.all operators are also required to periodacally check motor control bldg climate con trol units and centrifuge bldg climate control unit,and police general area.

9.make sure all bldgs and the grounds of the plant are secure and policed.

REVISED 2013

OPERATOR DUTIES

Sop for valley creek wastewater treatment Selma Alabama

Daily operational procedures for all shift operators

5.B. 1.digester bldg.

a.check operation of digester recirculating pumps,condition of belts,oil levels and assure the are pumping properly.

b.check operation of methane compressors,belt condition,automatic oilers are working and general conditions.

c.check opereation of rotary valves on top of digester tanks,proper rotation and lubrication and check for leaks.

d.check for proper supernatant overflow.

e.check all gas lines relating to digester gas and routinely drain water from digester gas lines.

f.check operation of heat exchangers,proper temperature and water bath levels.

g.police area as needed.

Daily operational procedures for all shift operators

1.digester bldg.

a.check operation of digester recirculating pumps,condition of belts,oil levels and assure the are pumping properly.

b.check operation of methane compressors,belt condition,automatic oilers are working and general conditions.

c.check opereation of rotary valves on top of digester tanks,proper rotation and lubrication and check for leaks.

d.check for proper supernatant overflow.

e.check all gas lines relating to digester gas and routinely drain water from digester gas lines.

f.check operation of heat exchangers,proper temperature and water bath levels.

g.police area as needed

REVISED 2015

B. 2.grit removal and aeration equptment.

a.backflush grit pumps hourly.

b.empty grit box as needed.

c.check oil levels and belt condition on grit pumps.

d.check for propper aeration.

REVISED 2015

5, B, 3.primary clarifier bldg..

a.check operation of of blowers,oil levels,belt condition and any unusual noise.

b.check operation of scraper arms,rotation and general condidion.

c.check scum troughs are clean and free flowing.

d.check all pd pumps in primary basement pump room,pistons oiled properly and self oilers are working.

And pumps contain no blockage.

e.police area as needed.

REVISED 2015

5, B, 4.trickling filter bldg. and filters

a.check oilers for propper operation and oil levels and general condidion of pumps and motors.

b.check for propper operation of distributing arms on filters.

c.check float valve operation.

d.filters will be serviced twice monthly and flooded twice monthly by day shift operator amn mantainance crew.

REVISED 2015

b.check for propper operation of distributing arms on filters.

c.check float valve operation.

d.filters will be serviced twice monthly and flooded twice monthly by day shift operator amn mantainance crew.

5. B, 5.secondary clarifier bldg..

a.check operation of secondary return pumps.

b.check operation of scrapers.

C.check v,notch weirs for obstructions and clean as needed.

d.weirs will be washed and channel cleaned by day shift as needed.

5. B, 6.Chlorine bldg. and contact chamber.

a.check flow rate periodically.

b.check for leak alarms.

c.check for blockages behind so2 wall and wash them through.

d.police area as needed.

6.Chlorine bldg. and contact chamber.

a.check flow rate periodically.

b.check for leak alarms.

c.check for blockages behind so2 wall and wash them through.

d.police area as needed.

e.also check motor control bldg. while in the contact chamber area,for propper operation of climate CONTROL.

REVISED 2015

New headworks BMP

Tuesday, March 14, 2017 4:20 PM

5,6,7, HEADWORKS

1.check complete headworks hourly make sure all equiptment is operating properly.

2.pressure guage on grit seperator should read 7psi if it is not reading this there may be a problem with the grit pump which may require attention.if excessive grit is entering the plant manual operation of this equiptment may be neces

3.walking bar screen must be checked for debris and proper operation.during excessive flows the screen may need to run in the manual setting,this can be done by turning the brushes on hand.during extremely high flows the bypass may have to be opened allowing part of the flow to bypass the new headworks and go straight in to the plant.

4.septage receiving station only operates when we have a dumper.
Dumplog must be printed monthly and cleared.must be careful not to delete hauler data.
5.all equiptment in new headworks is computer monitored but must still be checked hourly.

REVISED 2015
REVISED 3/14/17

EPA ID NO. 110044303857

NPDES # AL0022578

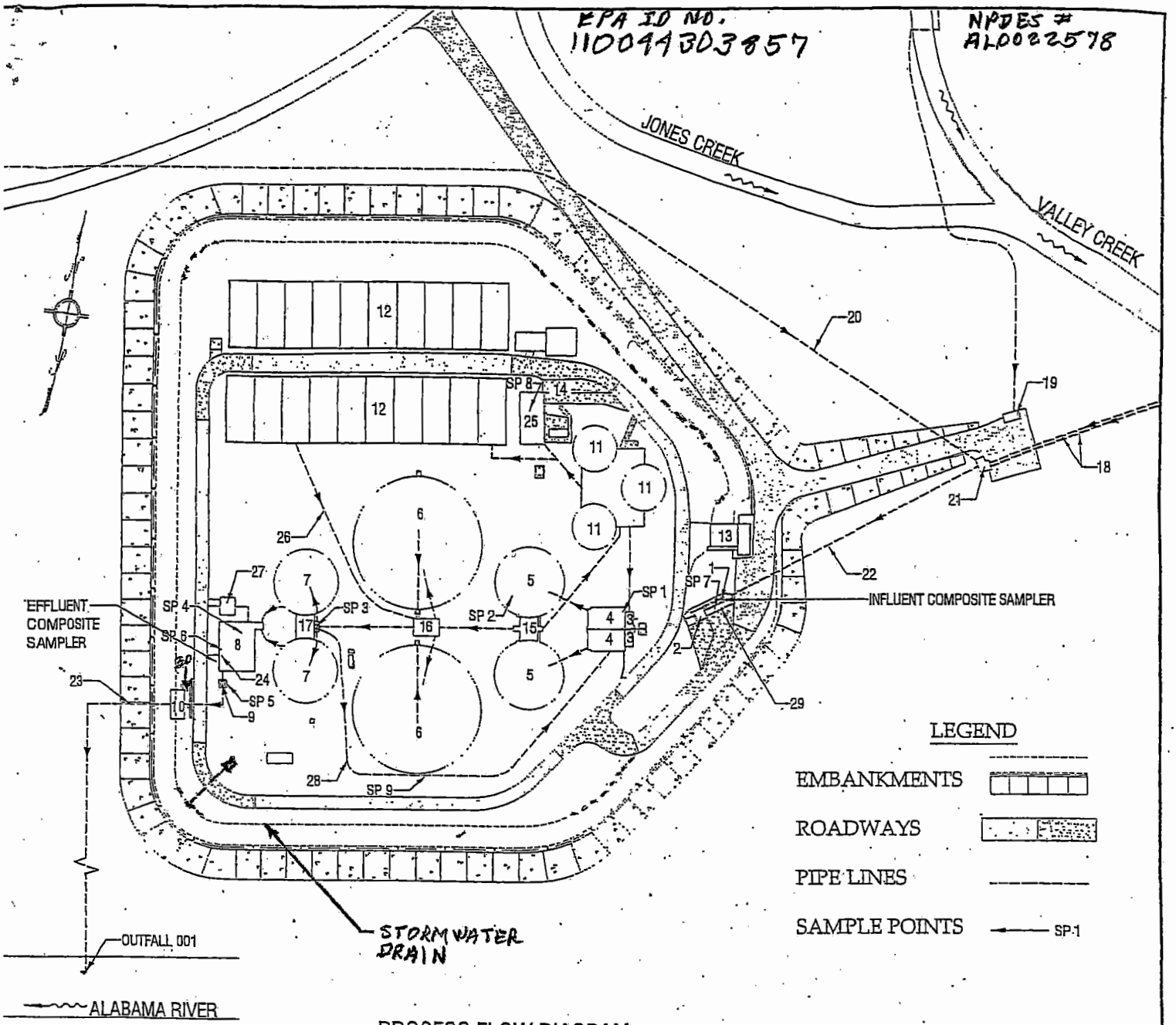

PROCESS FLOW DIAGRAM

1. BAR SCREEN
2. GRIT SEPARATOR
3. AERATED GRIT CHAMBERS
4. PRE-AERATION TANKS
5. PRIMARY CLARIFIERS
6. TRICKLING FILTERS
7. SECONDARY CLARIFIERS
8. CHLORINE CONTACT CHAMBER
9. PARSHALL FLUME
10. EFFLUENT PUMPING STATION
11. SLUDGE DIGESTION TANKS
12. SLUDGE DRYING BEDS
13. ADMINISTRATIVE BUILDING
14. LIQUID SLUDGE LOADING STAND
15. PRIMARY SLUDGE PUMPS AND AERATION BLOWERS
16. RECIRCULATING PUMPS
17. SECONDARY SLUDGE PUMPS
18. TWIN BARREL INVERTED SIPHON FROM WATER STREET
19. VALLEY CREEK PUMPING STATION AND FORCE MAIN
20. FORCE MAIN FROM WILLOW DRIVE PUMPING STATION
21. JUNCTION CHAMBER
22. PLANT INFLUENT LINE
23. OUTFALL TO ALABAMA RIVER
24. DECHLORINATION
25. CENTRIFUGE FOR SLUDGE DRYING
26. UNDERDRAIN RETURN
27. CHLORINATION BUILDING
28. CLARIFIER RETURN
29. SEPTAGE RECEIVING STATION
30. Sample Point - Stormwater Discharge Point into Effluent Discharge OUTFALL 001 S

SELMA POLLUTION CONTROL
VALLEY CREEK TREATMENT PLANT
SELMA, ALABAMA

SAMPLING PROCEDURE

5. C. 1. A GRAB SAMPLE OF AT LEAST 1 LTR MUST BE TAKEN AT 7:00 AM ON MONDAY MORNING, WEDNESDAY MORNING, AND FRIDAY MORNING FROM SAMPLE POINTS SP1, SP2, SP3, SP4, AND SP5. THESE SAMPLES WILL BE ANALYZED FOR TEMPERATURE, PH, RESIDUAL CHLORINE, & SETTLEABLE SOLIDS.

2. A SEPARATE 250 ML SAMPLE MUST BE TAKEN AT THE EFFLUENT SP5 IN A STERILE CONTAINER FOR E COLI ANALYSIS MON, WED., & FRI.

3. A 3 LITER COMPOSITE SAMPLE MUST BE POURED UP & REFRIGERATED FROM THE SP7 INFLUENT COMPOSITE SAMPLER AND THE SP6 EFFLUENT COMPOSITE SAMPLER ON MONDAY, WEDNESDAY, AND FRIDAY. THESE SAMPLES MUST BE MADE UP OF 24 HOURLY SAMPLES. THEY WILL BE ANALYZED FOR AMMONIA, CBOD, & SUSPENDED SOLIDS.

4. THESE COMPOSITE SAMPLES MUST BE SET UP & STARTED 24 HOURS BEFORE EACH COLLECTION.

REVISED 2014

centrifuge operation
procedures for running centrifuge

1.starting up centrifuge
a.close valve outside on right side of bay door of centrifuge bldg.
b.open valve on influent side of grinder pump.
c.open main sludge valve in digester bldg next to no.1 heater.
d.check polymer level in feed barrel to asure enough is there to run for the day.
e.make sure all switches in main centrifuge area are on in remote.
f.turn on screan on main panel.
g.select auto on start mode,then press start.
h.monater all guages and settings to make sure they are at proper setting, these settings may change from time to time depending on sludge conditions.

2.shut down centrifuge
a.press start on main panel in centrifuge mcc room.
b.close main sludge valve in digester bldg.
c.close valve on influent side of grinder pump.
d.open valve outside centrifuge bldg going to drying beds,this prevents gas build up in lines.

2 to 3 month - Flushing Poymer
200 hr Service - Plant Maintenance
5000 hr Service by Andritz

REVISED 2014

Waste Water Ordinance

HE&T Project No. 299-05

RECEIVED
APR 0 2 2001
IND/MUN BRANCH

ALABAMA PRETREATMENT PROGRAM
MEMORANDUM OF AGREEMENT
BETWEEN THE
ALABAMA DEPARTMENT OF ENVIRONMENTAL MANAGEMENT
AND THE
THE CITY OF SELMA WATER AND SEWER BOARD

Prepared For

WATER AND SEWER BOARD

Revised

JULY 1984

Prepared By

HARMON ENGINEERING & TESTING
1550 Pumphrey Avenue
Auburn, AL 36830

CITY OF SELMA INDUSTRIAL PRETREATMENT REGULATIONS

Page

SECTION 1 GENERAL PROVISIONS
1.1 Purpose and Policy..... 1
1.2 Definitions..... 2
1.3 Abbreviations..... 6

SECTION 2 REGULATIONS
2.1 General Discharge Regulations..... 7
2.2 Federal Categorical Pretreatment Standards.. 9
2.3 Modification of Federal Categorical Pretreatment Standards..... 9
2.4 State Requirements..... 9
2.5 City's Right of Revision.....10
2.6 Excessive Discharge.....10
2.7 Accidental Discharge.....10

SECTION 3 FEES
3.1 Purpose.....12
3.2 Charges and Fees.....12

SECTION 4 ADMINISTRATION
4.1 Wastewater Discharges.....13
4.2 Wastewater Contribution Permits.....13
4.3 Reporting Requirements For Permittee.....15
4.4 Monitoring Facilities.....16
4.5 Inspection and Sampling.....17
4.6 Pretreatment.....17
4.7 Confidential Information.....18

SECTION 5 ENFORCEMENT
5.1 Harmful Contributions.....19
5.2 Revocation of Permit.....19
5.3 Notification of Violation.....19
5.4 Show Cause Hearing.....20
5.5 Legal Action.....21

SECTION 6 PENALTY: COST
6.1 Civil Penalties.....21
6.2 Falsifying Information.....21

SECTION 7 SEVERABILITY.....22

SECTION 8 CONFLICT.....22

SECTION 9 EFFECTIVE DATE.....22

SECTION 10 INDUSTRIAL/SEWER CONNECTION APPLICATION.....23

CITY OF SELMA INDUSTRIAL PRETREATMENT REGULATIONS

Page

SECTION 1 GENERAL PROVISIONS
1.1 Purpose and Policy..... 1
1.2 Definitions..... 2
1.3 Abbreviations..... 6

SECTION 2 REGULATIONS
2.1 General Discharge Regulations..... 7
2.2 Federal Categorical Pretreatment Standards.. 9
2.3 Modification of Federal Categorical Pretreatment Standards..... 9
2.4 State Requirements..... 9
2.5 City's Right of Revision.....10
2.6 Excessive Discharge.....10
2.7 Accidental Discharge.....10

SECTION 3 FEES
3.1 Purpose.....12
3.2 Charges and Fees.....12

SECTION 4 ADMINISTRATION
4.1 Wastewater Discharges.....13
4.2 Wastewater Contribution Permits.....13
4.3 Reporting Requirements For Permittee.....15
4.4 Monitoring Facilities.....16
4.5 Inspection and Sampling.....17
4.6 Pretreatment.....17
4.7 Confidential Information.....18

SECTION 5 ENFORCEMENT
5.1 Harmful Contributions.....19
5.2 Revocation of Permit.....19
5.3 Notification of Violation.....19
5.4 Show Cause Hearing.....20
5.5 Legal Action.....21

SECTION 6 PENALTY: COST
6.1 Civil Penalties.....21
6.2 Falsifying Information.....21

SECTION 7 SEVERABILITY.....22

SECTION 8 CONFLICT.....22

SECTION 9 EFFECTIVE DATE.....22

SECTION 10 INDUSTRIAL/SEWER CONNECTION APPLICATION.....23

INDUSTRIAL PRETREATMENT REGULATIONS

REGULATION NO.

SECTION 1 GENERAL PROVISIONS

1.1 PURPOSE AND POLICY

These Regulations sets forth uniform requirements for direct and indirect contributors into the wastewater collection and treatment system of the City of Selma and enables the city to comply with all applicable State and Federal laws required by the Clean Water Act of 1977 and the General Pretreatment Regulations (40 CFR Part 403).

The objectives of these Regulations are:

1. To prevent the introduction of pollutants into the publicly owned wastewater system which will interfere with the operation of the system or contaminate the resulting sludge;

2. To prevent the introduction of pollutants into the publicly owned wastewater system which will pass through the system, inadequately treated, into receiving waters or the atmosphere or otherwise be incompatible with the system;

3. To improve the opportunity to recycle and reclaim wastewaters and sludges from the system; and

4. To provide for equitable distribution of the cost of the municipal wastewater system.

These Regulations provide for the Regulation of direct and indirect contributors to the municipal wastewater system through the issuance of permits to certain non-domestic users and through enforcement of general requirements for the other users, authorizes monitoring and enforcement activities, requires user reporting, assumes that existing customer's capacity will not be preempted, and provides for the setting of fees for the equitable distribution of costs resulting from the program established herein.

These Regulations shall apply to City of Selma and to persons outside the City who are, by contract or agreement with the Water and Sewer Board Users of the City POTW. These regulations supplement previous sewer use regulations. Except as otherwise provided herein, the Superintendent of the City POTW shall administer, implement, and enforce the provisions of these Regulations.

1.2 DEFINITIONS

Unless the context specifically indicates otherwise, the following terms and phrases, as used in these Regulations, shall have the meanings hereinafter designated:

1. Act or "the Act". The Federal Water Pollution Control Act, also known as the Clean Water Act, as amended, 33 U.S.C. 1251, et. seq.

2. Approval Authority. The Director in an NPDES state with an approved State Pretreatment Program and the Administrator of the EPA in a non-NPDES state or NPDES state without an Approved State Pretreatment Program.

3. Authorized Representative of Industrial User. An authorized representative of an Industrial Use may be: (1) A principal executive officer of at least the level of vice-president, if the Industrial User is a corporation; (2) A general partner or proprietor if the industrial user is a partnership or proprietorship, respectively; (3) A duly authorized representative of the individual designated above if such representative is responsible for the overall operation of the facilities from which the indirect discharge originates.

4. Biochemical Oxygen Demand (BOD). The quantity of oxygen utilized in the biochemical oxidation of organic matter under standard laboratory procedure, five (5) days at 20°C expressed in terms of weight and concentration (milligrams per liter (mg/l)).

5. Building Sewer. A sewer conveying wastewater from the premises of a User to the POTW.

6. Categorical Standards. National Categorical Pretreatment Standards or Pretreatment Standard.

7. City. The City of Selma or the Water and Sewer Board of Selma.

8. Cooling Water. The water discharged from any use such as air conditioning, cooling or refrigeration, or to which the only pollutant added is heat.

9. Control Authority. The term "control authority" shall refer to the "Approval Authority", defined hereinabove; or the Superintendent if the City has an approved Pretreatment Program under the provisions of 40 CFR 403.11.

10. Direct Discharge. The discharge of treated or untreated wastewater directly to the waters of the State of Alabama.

11. Environmental Protection Agency (EPA). The U.S. Environmental Protection Agency, or where appropriate the term may also be used as a designation for the Administrator or other duly authorized official of said agency.

12. Grab Sample. A sample which is taken from a waste stream on a one-time basis with no regard to the flow in the waste stream and without consideration of time.

13. Holding Tank Waste. Any waste from holding tanks such as vessels, chemical toilets, campers, trailers, septic tanks, and vacuum-pump tank trucks.

14. Indirect Discharge. The discharge or the introduction of non-domestic pollutants from any source regulated under Section 307(b) or (c) of the Act, (33 U.S.C. 1317), into the POTW (including holding tank waste discharged into the system).

15. Industrial User. A source of Indirect Discharge which does not constitute a "discharge of pollutants" under Regulations issued pursuant to Section 402, of the Act (33 U.S.C. 1342).

16. Interference. The inhibition or disruption of the POTW treatment processes or operations which contributes to a violation of any requirement of the City's NPDES Permit. The term includes prevention of sewage sludge use or disposal by the POTW in accordance with 405 of the Act, (33 U.S.C. 1345) or any criteria, guidelines, or Regulations developed pursuant to the Solid Waste Disposal Act (SWDA), the Clean Air Act, the Toxic Substances Control Act, or more stringent state criteria (including those contained in any State sludge management plan prepared pursuant to Title IV of SWDA) applicable to the method of disposal or use employed by the POTW.

17. National Categorical Pretreatment Standard or Pretreatment Standard. Any regulation containing pollutant discharge limits promulgated by the EPA in accordance with Section 307(b) and (c) of the Act (33 U.S.C. 1347) which applies to a specific category of Industrial Users.

18. National Prohibitive Discharge Standard or Prohibitive Discharge Standard. Any regulation developed under the authority of 307(b) of the Act and 40 CFR, Section 403.5.

19. New Source. Any source, the construction of which is commenced after the publication or proposed Regulation prescribing a section 307(c)(33 U.S.C. 1317) Categorical Pretreatment Standard which will be applicable to such source, if such standard is thereafter promulgated within 120 days of proposal in the Federal Register. Where the standard is promulgated later than 120 days after proposal, a new source means any source, the construction of which is commenced after the date of promulgation of the standard.

20. National Pollution Discharge Elimination System or NPDES Permit. A permit issued pursuant to Section 402 of the Act (33 U.S.C. 1342).

21. Person. Any individual, partnership, copartnership, firm, company, corporation, association, joint stock company, trust, estate, governmental entity or any other legal entity, or their legal representatives, agents or assigns. The masculine gender shall include the feminine, the singular shall include the plural where indicated by the context.

22. pH. The logarithm (base 10) of the reciprocal of the concentration of hydrogen ions expressed in grams per liter of solution.

23. Pollution. The man-made or man-induced alteration of the chemical, physical, biological, and radiological integrity of water.

24. Pollutant. Any dredged spoil, solid waste, incinerator residue, sewage, garbage, sewage sludge, munitions, chemical wastes, biological materials, radioactive materials, heat, wrecked or discharged equipment, rock, sand, cellar dirt and industrial, municipal, and agricultural waste discharged into water.

25. Pretreatment or Treatment. The reduction of the amount of pollutants, the elimination of pollutants or the alteration of the nature of pollutants, or the alteration of the nature of pollutant properties in wastewater to a less harmful state prior to or in lieu of discharging or otherwise introducing such pollutants into a POTW. The reduction or alteration can be obtained by physical, chemical or biological processes, or process changes by other means, except as prohibited by 40 CFR Section 403.6(d).

26. Pretreatment Requirements. Any substantive or procedural requirement related to pretreatment, other than a National Pretreatment Standard imposed on an industrial user.

27. Publicly Owned Treatment Works (POTW). A treatment works as defined by Section 212 of the Act, (33 U.S.C. 1292) which is owned in this instance by the City. This definition includes any sewers that convey wastewater to the POTW treatment plant, but does not include pipes, sewers or other conveyances not connected to a facility providing treatment. For the purposes of these Regulations, "POTW" shall also include any sewers that convey wastewaters to the POTW from persons outside City who are, by contract or agreement with the Water and Sewer Board users of the City's POTW.

28. POTW Treatment Plant. That portion of the POTW designed to provide treatment to wastewater.

29. Shall is mandatory: May is permissive.

30. Significant Industrial User. Any Industrial User of the City's wastewater disposal system who (i) has a discharge flow 25,000 gallons or more per average work day, or (ii) has a flow greater than 5% of the flow in the City's wastewater treatment system, or (iii) has in his wastes toxic pollutants as defined pursuant to Section 307 of the Act of State Statutes and rules or (iv) is found by the Water and Sewer Board, State Control Agency or the U.S. Environmental Protection Agency (EPA) to have significant impact, either singly or in combination with other contributing industries, on the wastewater treatment system, the quality of sludge, the system's effluent quality, or air emissions generated by the system.

31. State. State of Alabama.

32. Standard Industrial Classification (SIC). A classification pursuant to the Standard Industrial Classification Manual issued by the Executive Office of the President, Office of Management and Budget, 1972.

33. Storm Water. Any flow occurring during or following any form of natural precipitation and resulting therefrom.

34. Suspended Solids. The total suspended matter that floats on the surface of, or is suspended in, water, wastewater or other liquids, and which is removable by laboratory filtering.

35. Superintendent. The person designated by the City to supervise the operation of the publicly owned treatment works and who is charged with certain duties and responsibilities by this article, or his duly authorized representative.

36. Toxic Pollutant. Any pollutant or combination of pollutants listed as toxic in Regulations promulgated by the Administrator of the Environmental Protection Agency under the provision of CWA 307(a) or other Acts.

37. User. Any person who contributes, causes or permits the contribution of wastewater into City's POTW.

38. Wastewater. The liquid and water-carried industrial or domestic wastes from dwellings, commercial buildings, industrial facilities, and institutions, together with any groundwater, surface water, and storm water that may be present, whether treated or untreated, which is contributed into or permitted to enter the POTW.

39. Waters of the State. All streams, lakes, ponds, marshes, watercourses, waterways, wells, springs, reservoirs, aquifers, irrigation systems, drainage systems and all other bodies or accumulations of water, surface or underground, natural or artificial, public or private, which are contained within, flow through, or border upon the State or any portion thereof.

40. Wastewater Contribution Permit. As set forth in Section 4.2 of these Regulations.

41. State Indirect Discharge Permit (SID). Industrial wastewater discharge permit issued by the Alabama Department of Environmental Management establishing limits for industries discharging to POTW.

1.3 ABBREVIATIONS

The following abbreviations shall have the designated meanings:

- BOD - Biochemical Oxygen Demand
- CFR - Code of Federal Regulations
- COD - Chemical Oxygen Demand
- EPA - Environmental Protection Agency
- l - Liter
- mg - Milligrams
- mg/l - Milligrams per Liter
- NPDES - National Pollutant Discharge Elimination System
- POTW - Publicly Owned Treatment Works
- SIC - Standard Industrial Classification
- SWDA - Solid Waste Disposal Act, 42 U.S.C. 6901, et. seq.
- USC - United States Code
- TSS - Total Suspended Solids

SECTION 2 REGULATIONS

2.1 GENERAL DISCHARGE PROHIBITIONS

No User shall contribute or cause to be contributed, directly or indirectly, any pollutant or wastewater which will interfere with the operation or performance of the POTW. These general prohibitions apply to all such Users of a POTW whether or not the User is subject to National Categorical Pretreatment Standards or any other National, State, or local Pretreatment Standards or Requirements. A user may not contribute the following substances to any POTW:

(a) Any liquids, solids or gases which by reason of their nature or quantity are, or may be, sufficient either alone or by interaction with other substances to cause fire or explosion or be injurious in any other way to the POTW or to the operation of the POTW. At no time, shall two successive readings on an explosion hazard meter, at the point of discharge into the system (or at any point in the system) be more than five percent (5%) nor any single reading over ten percent (10%) of the Lower Explosive Limit (LEL) of the meter. Prohibited materials include, but are not limited to, gasoline, kerosene, naphtha, benzene, toluene, xylene, ethers, alcohols, ketones, aldehydes, peroxides, chlorates, perchlorates, bromates, carbides, hydrides and sulfides and any other substances which the City, the State or EPA has notified the User is a fire hazard or a hazard to the system.

(b) Solid or viscous substances which may cause obstruction to the flow in a sewer or other interference with the operation of the wastewater treatment facilities such as, but not limited to: grease, garbage with particles greater than one-half inch (1/2") in any dimension, animal guts or tissues, paunch manure, bones, hair, hides or fleshings, entrails, whole blood, feathers, ashes, cinders, sand, spent lime, stone or marble dust, metal, glass, staw, shavings, grass clippings, rags, spent grains, spent hops, waste paper, wood, plastics, gas, tar, asphalt residues, residues from refining, or processing of fuel or lubricating oil, mud, or glass grinding or polishing wastes.

(c) Any wastewater having a pH less than 5.0, unless the POTW is specifically designed to accommodate such wastewater, or wastewater having any other corrosive property capable of causing damage or hazard to structures, equipment, and/or personnel of the POTW.

(d) Any wastewater containing toxic pollutants in sufficient quantity, either singly or by interaction with other pollutants, to injure or interfere with any wastewater treatment process, constitute a hazard to humans or animals, create a toxic effect in the receiving waters of the POTW, or to exceed the limitation set forth in a

Categorical Pretreatment Standard. A toxic pollutant shall include but not be limited to any pollutant identified pursuant to Section 307(a) of the Act.

(e) Any noxious or malodorous liquids, gases, or solids which either singly or by interaction with other wastes are sufficient to create a public nuisance or hazard to life or are sufficient to prevent entry into the sewers for maintenance and repair.

(f) Any substance which may cause the POTW's effluent or any other product of the POTW such as residues, sludges, or scums, to be unsuitable for reclamation and reuse or to interfere with the reclamation process. In no case shall a substance discharged to the POTW cause the POTW to be in non-compliance with sludge use or disposal criteria, guidelines or Regulations developed under Section 405 of the Act; any criteria, guidelines, or Regulations affecting sludge use or disposal developed pursuant to the Solid Waste Disposal Act, the Clean Air Act, the Toxic Substances Control Act, or State criteria applicable to the sludge management method being used.

(g) Any substance which will cause the POTW to violate its NPDES or the receiving water quality standards.

(h) Any wastewater with objectionable color not removed in the treatment process, such as, but not limited to, dye wastes and vegetable tanning solutions.

(i) Any wastewater having a temperature which will inhibit biological activity in the POTW treatment plant resulting in Interference, but in no case wastewater with a temperature at the introduction into the POTW which exceeds 40°C (104°F) unless the POTW treatment plant is designed to accommodate such temperature.

(j) Any pollutants, including oxygen demanding pollutants (BOD, etc.) released at a flow rate and/or pollutant concentration which a user knows or has reason to know will cause Interference to the POTW. In no case shall a slug load have a flow rate or contain concentration or qualities of pollutants that exceed for any time period longer than fifteen (15) minutes more than five (5) times the average twenty-four (24) hour concentration, quantities, or flow during normal operation.

(k) Any wastewater containing any radioactive wastes or isotopes of such halflife or concentration as may exceed limits established by the Superintendent in compliance with applicable State or Federal Regulations.

(l) Any wastewater which causes a hazard to human life or creates a public nuisance.

When the Superintendent determines that a User(s) is contributing to the POTW, any of the above enumerated substances in such amounts as to Interfere with the operation of the POTW, the Superintendent shall: 1) Advise the User(s) of the impact of the contribution on the POTW; and 2) Develop effluent limitation(s) for such User to correct the Interference with the POTW.

Maximum Average 24 Hour Concentrations for Selected Pollutants

Parameter	Concentration	Parameter	Concentration
Cadmium (Cd)	1 mg/L	Aluminum (Al)	50 mg/L
Chromium (Cr)*	5.0 mg/L	Mercury (Hg)	0.5 mg/L
Iron (Fe)	20 mg/L	Nickel (Ni)	1.0 mg/L
Lead (Pb)	1 mg/L	Silver (Ag)	1 mg/L
Zinc (Zn)	5 mg/L	BOD_5	400 mg/L
Copper (Cu)	2.0 mg/L	TSS	250 mg/L
Cyanide	1.0 mg/L		

*Total chromium

2.2 FEDERAL CATEGORICAL PRETREATMENT STANDARDS

Upon the promulgation of the Federal Categorical Pretreatment Standards for a particular industrial subcategory, the Federal Standard, if more stringent than limitations imposed under these Regulations for sources in that subcategory, shall immediately supersede the limitations imposed under these Regulations. The Superintendent shall notify all affected Users of the applicable reporting requirements under 40 CFR, Section 403.12.

2.3 MODIFICATION OF FEDERAL CATEGORICAL PRETREATMENT STANDARDS

Where the City's wastewater treatment system achieves consistent removal of pollutants limited by Federal Pretreatment Standards, the Water & Sewer Board may apply to the Approval Authority for modification of specific limits in the Federal Pretreatment Standards. "Consistent Removal" shall mean reduction in the amount of a pollutant or alteration of the nature of the pollutant by the wastewater treatment system to a less toxic or harmless state in the effluent which is achieved by the system 95 percent of the samples taken when measured according to the procedures set forth in Section 403.7(c)(2) of (Title 40 of the Code of Federal Regulations, Part 403) - "General Pretreatment Regulations for Existing and New Sources of Pollution" promulgated pursuant to the Act. The Water and Sewer Board may then modify pollutant discharge limits in the Federal Pretreatment Standards if the requirements contained in 40 CFR Part 403, Section 403.7 are fulfilled and prior approval from the Approval Authority is obtained.

2.4 STATE REQUIREMENTS

State requirements and limitations on discharges shall apply in any case where they are more stringent than Federal requirements and limitations or those in these Regulations.

2.5 CITY'S RIGHT OF REVISION

The Water and Sewer Board reserves the right to establish by regulation more stringent limitations or requirements on discharges to the wastewater disposal system if deemed necessary to comply with the objectives presented in Section 1.1 of these Regulations.

2.6 EXCESSIVE DISCHARGE

No User shall ever increase the use of process water or, in any way, attempt to dilute a discharge as a partial or complete substitute for adequate treatment to achieve compliance with the limitations contained in the Federal Categorical Pretreatment Standards, or in any other pollutant-specific limitation developed by the Water and Sewer Board or State.

2.7 ACCIDENTAL DISCHARGES

Each User shall provide protection from accidental discharge of prohibited materials or other substances regulated by these Regulations. Facilities to prevent accidental discharge of prohibited materials shall be provided and maintained at the owner or user's own cost and expense. Detailed plans showing facilities and operating procedures to provide this protection shall be submitted to the Water and Sewer Board for review, and shall be approved by the Water and Sewer Board before construction of the facility. All existing Users shall complete such a plan by January 1, 1985. No user who commences contribution to the POTW after the effective date of these Regulations shall be permitted to introduce pollutants into the system until accidental discharge procedures have been approved by the Water and Sewer Board. Review and approval of such plans and operating procedures shall not relieve the industrial user from the responsibility to modify the user's facility as necessary to meet the requirements of these Regulations. In the case of an accidental discharge, it is the responsibility of the user to immediately telephone and notify the POTW of the incident. The notification shall include location of discharge, type of waste, concentration and volume, and corrective actions.

Written Notice. Within five (5) days following an accidental discharge; the User shall submit to the Superintendent a detailed written report describing the cause of the discharge and the measures to be taken by the User to prevent similar future occurrences. Such notification shall not relieve the user of any expense, loss, damage, or other liability which may be incurred as a result of damage to the POTW, fish kills, or any other damage to person or property; nor shall such notification relieve the user of any fines, civil penalties, or other liability which may be imposed by this article or other applicable law.

Notice to Employees: A notice shall be permanently posted on the User's bulletin board or other prominent place advising employees whom to call in the event of a dangerous discharge. Employers shall insure that all employees who may cause or suffer such a dangerous discharge to occur are advised of the emergency notification procedure.

SECTION 3 FEES

3.1 PURPOSE

It is the purpose of this chapter to provide for the recovery of costs from Users of the City's wastewater disposal system for the implementation of the program established herein. The applicable charges or fees shall be set forth in the City's Schedule of Charges and Fees.

3.2 CHARGES AND FEES

The Water and Sewer Board may adopt charges and fees which may include:

(a) fees for reimbursement of costs of setting up and operating the City's Pretreatment Program;

(b) fees for monitoring, inspections and surveillance procedures;

(c) fees for reviewing accidental discharge procedures and construction;

(d) fees for permit applications;

(e) fees for filing appeals;

(f) fees for consistent removal (by the City) of pollutants otherwise subject to Federal Pretreatment Standards;

(g) other fees as the Water and Sewer Board may deem necessary to carry out the requirements contained herein.

These fees relate solely to the matters covered by these Regulations and are separate from all other fees chargeable by the Water and Sewer Board.

SECTION 4 ADMINISTRATION

4.1 WASTEWATER DISCHARGERS

It shall be unlawful for any significant Industrial User to discharge without a SID permit to any natural outlet within the City of Selma, or in any area under the jurisdiction of said City, and/or to the POTW any wastewater except as authorized by the Superintendent in accordance with the provisions of these Regulations.

4.2 WASTEWATER CONTRIBUTION PERMITS

4.2.1 General Permits

All significant users proposing to connect to or to contribute to the POTW shall obtain a Wastewater Discharge Permit before connecting to or contributing to the POTW. All existing significant users connected to or contributing to the POTW shall obtain a Wastewater Contribution Permit within 180 days after the effective date of these Regulations. The permit will consist of the State Indirect Discharge Permit and a "Contract for Discharge" with the Water and Sewer Board.

4.2.2 Permit Application

Users required to obtain a State Indirect Discharge (SID) Permit shall complete and file with the Water and Sewer Board, an application in the form prescribed by the Water and Sewer Board, and accompanied by a fee of $50.00. Existing users shall apply for a Wastewater Contribution Permit within 90 days after the effective date of these Regulations, and proposed new users shall apply at least 90 days prior to connecting to or contributing to the POTW. In support of the application, the user shall submit to the Water and Sewer Board one copy of the application and engineering report used for obtaining an SID permit. The copy of the package shall be submitted to the Water and Sewer Board for review and comment concurrently with submittal to the ADEM. The engineering report shall contain information required by the ADEM.

The Water and Sewer Board will evaluate the data furnished by the user and may require additional information. After evaluation and acceptance of the data furnished the Water and Sewer Board and in agreement with ADEM issuance of an SID permit by ADEM shall constitute permission by the Water and Sewer Board to discharge into the City sewer system, under terms and conditions as enumerated in the SID permit and "Contract for Discharge".

4.2.3 Permit Modifications

Within 9 months of the promulgation of a National Categorical Pretreatment Standard, the State Indirect Discharge Permit of Users subject to such standards shall be revised to require compliance with such standard within the time frame prescribed by such standard. Where a User, subject to a National Categorical Pretreatment Standard, has not previously submitted an application for a Wastewater Contribution Permit as required by 4.2.2, the User shall apply for a Wastewater Contribution Permit within 180 days after the promulgation of the Applicable National Categorical Pretreatment Standard. In addition, the User with an existing Wastewater Contribution Permit shall submit to the Superintendent within 180 days after the promulgation of an applicable Federal Categorical Pretreatment Standard the information required by Section 4.2.2.

4.2.4 Permit Conditions

State Indirect Discharge Permits shall be expressly subject to all provisions of these Regulations and all other applicable Regulations, user charges and fees established by the Water and Sewer Board. Permits may contain the following:

a) The unit charge or schedule of user charges and fees for the wastewater to be discharged to a community sewer;

b) Limits on the average and maximum wastewater constituents and characteristics;

c) Limits on average and maximum rate and time of discharge or requirements for flow Regulations and equalization.

d) Requirements for installation and maintenance of inspection and sampling facilities;

e) Specifications for monitoring programs which may include sampling locations, frequency of sampling, number types and standards for tests and reporting schedule;

f) Compliance schedules;

g) Requirements for submission of technical reports or discharge reports (see 4.3);

h) Requirements for maintaining and retaining plant records relating to wastewater discharge as specified by the Water and Sewer Board, and affording Water and Sewer Board access thereto;

i) Requirements for notification of the Water and Sewer Board of any new introduction of wastewater constitutents or any substantial change in the volume or character of the wastewater constitutents being introduced into the wastewater treatment system.

j) Requirements for notification of slug discharges as per 2.1;

1) Other conditions as deemed appropriate by the Water and Sewer Board to ensure compliance with these Regulations.

4.2.5 Permits Duration

Permits shall be issued for a specified time period, not to exceed five (5) years. A permit may be issued for a period less than a year or may be stated to expire on a specific date. The user shall apply for permit reissuance a minimum of 180 days prior to the expiration of the user's existing permit. The terms and conditions of the permit may be subject to modification by the Water and Sewer Board during the term of the permit as limitations or requirements as identified in Section 2 are modified or other just cause exists. The User shall be informed of any proposed changes in his permit at least 30 days prior to the effective date of change. Any changes or new conditions in the permit shall include a reasonable time schedule for compliance.

4.2.6 Permit Transfer

State Indirect Discharge Permits and "Contract for Discharge" are issued to a specific User for a specific operation. A wastewater contribution permit shall not be reassigned or transferred or sold to new owner, new User, different premises, or a new or changed operation without the approval of the Water and Sewer Board. Any succeeding owner or User shall also comply with the terms and conditions of the existing permit.

4.3 REPORTING REQUIREMENTS FOR PERMITTEE

4.3.1 Compliance Date Report

Within 14 days following the date for final compliance with applicable Pretreatment Standards or, in the case of a New Source, following commencement of the introduction of wastewater into the POTW, any User subject to Pretreatment Standards and Requirements shall submit to the Superintendent a report indicating the nature and concentration of all pollutants in the discharge from the regulated process which are limited by Pretreatment Standards and Requirements and the average and maximum daily flow for these process units in the User facility which are limited by such Pretreatment Standards or Requirements. The report shall state whether the applicable Pretreatment Standards or Requirements are being met on a consistent basis and, if not, what additional O&M and/or pretreatment is necessary to bring the User into compliance with the applicable Pretreatment Standards or Requirements. This statement shall be signed by an authorized representative of the Industrial User, and certified to by a qualified Engineer.

4.3.2 Periodic Compliance Reports

(1) Any User subject to a Pretreatment Standard, after the compliance date of such Pretreatment Standard, or, in the case of a New Source, after commencement of the discharge into the POTW, shall submit to the Superintendent monthly, unless required more frequently in the Pretreatment Standard or by the superintendent, a report indicating the nature and concentration, of pollutants in the effluent which are limited by such Pretreatment Standards. In addition, this report shall include a record of all daily flows which during the reporting period exceeded the average daily flow reported in paragraph 4.2.4 of this section. At the discretion of the superintendent and in consideration of such factors as local high or low flow rates, holidays, budget cycles, etc., the superintendent may agree to alter the months during which the above reports are to be submitted.

(2) The Superintendent may impose mass limitations on Users in cases where the imposition of mass limitations are appropriate. In such cases, the report required by subparagraph (1) of this paragraph shall indicate the mass of pollutants regulated by Pretreatment Standards in the effluent of the User. These reports shall contain the results of sampling and analysis of the discharge, including the flow and the nature and concentration, or production and mass where requested by the Superintendent, of pollutants contained therein which are limited by the applicable Pretreatment Standards. The frequency of monitoring shall be prescribed in the applicable Pretreatment Standard. All analysis shall be performed in accordance with procedures established by the Administrator pursuant to section 304(g) of the Act and contained in 40 CFR, Part 136 and amendments thereto or with any other test procedures approved by the Administrator. Sampling shall be performed in accordance with the techniques approved by the Administrator. (Comment: Where 40 CFR, Part 136 does not include a sampling or analytical technique for the pollutant in question sampling and analysis shall be performed in accordance with the procedures set forth in the EPA publication, Sampling and Analysis Procedures for Screening of Industrial Effluents for Priority Pollutants, April 1977, and amendments thereto, or with any other sampling and analytical procedures aproved by the Director.)

4.4 MONITORING FACILITIES

The Water and Sewer Board shall require to be provided and operated at the User's own expense, monitoring facilities to allow inspection, sampling, and flow measurement of the building sewer and/or internal drainage systems. The monitoring facility should normally be situated on the User's premises, but the Water and Sewer Board may, when such a location would be impractical or cause undue hardship on the User, allow the facility to be constructed in the public street or sidewalk area and located so that it will not be obstructed by landscaping or parked vehicles.

There shall be ample room in or near such sampling manhole or facility to allow accurate sampling and preparation of samples for analysis. The facility, sampling, and measuring equipment shall be maintained at all times in a safe and proper operating condition at the expense of the user.

Whether constructed on public or private property, the sampling and monitoring facilities shall be provided in accordance with the Water and Sewer Board requirements and all applicable local construction standards and specifications. Construction shall be completed within 90 days following written notification by the Water and Sewer Board.

4.5 INSPECTION AND SAMPLING

The Water and Sewer Board shall inspect the facilities of any User to ascertain whether the purpose of these Regulations is being met and all requirements are being complied with. Persons or occupants of premises where wastewater is created or discharged shall allow the Water and Sewer Board or their representative ready access at all reasonable times to all parts of the premises for the purposes of inspection, sampling, records examination or in the performance of any of their duties. The Water and Sewer Board, and State, Approval Authority and EPA shall have the right to set up on the User's property such devices as are necessary to conduct sampling inspection, compliance monitoring and/or metering operations. Where a User has security measures in force which would require proper identification and clearance before entry into their premises, the User shall make necessary arrangements with their security guards so that upon presentation of suitable identification, personnel from the Water and Sewer Board, State Approval Authority and EPA will be permitted to enter, without delay, for the purposes of performing their specific responsibilities.

4.6 PRETREATMENT

Users shall provide necessary wastewater treatment as required to comply with these Regulations and shall achieve compliance with all Federal Categorical Pretreatment Standards within the time limitations as specified by the Federal Pretreatment Regulations. Any facilities required to pretreat wastewater to a level acceptable to the Water and Sewer Board shall be provided, operated, and maintained at the User's expense. Detailed plans showing the pretreatment facilities and operating procedures shall be submitted to the Water and Sewer Board for review, and shall be acceptable to the Water and Sewer Board before construction of the facility. The review of such plans and operating procedures will in no way relieve the user from the responsibility of modifying the facility as necessary to produce an effluent acceptable to the Water and Sewer Board under the provisions of these Regulations. Any subsequent changes in the pretreatment facilities or method of operation shall be reported to and be

acceptable to the Water and Sewer Board prior to the user's initiation of the changes.

The Water and Sewer Board shall annually publish in the Selma newspaper a list of the Users which were not in compliance with any Pretreatment Requirements or Standards at least once during the 12 previous months. The notification shall also summarize any enforcement actions taken against the user(s) during the same 12 months.

All records relating to compliance with Pretreatment Standards shall be made available to officials of the EPA or State Approval Authority upon request.

4.7 CONFIDENTIAL INFORMATION

Information and data on a User obtained from reports, questionnaires, permit applications, permits and monitoring programs and from inspections shall be available to the public or other governmental agency without restriction unless the User specifically requests and is able to demonstrate to the satisfaction of the Water and Sewer Board that the release of such information would divulge information, processes or methods of production entitled to protection as trade secrets of the User.

When requested by the person furnishing a report, the portions of a report which might disclose trade secrets or secret processes shall not be made available for inspection by the public but shall be made available upon written request to governmental agencies for uses related to these these Regulations, the National Pollutant Discharge Elimination System (NPDES) Permit, State Indirect Discharge Permit and/or the Pretreatment Programs; provided, however, that such portions of a report shall be available for use by the State or any state agency in judicial review or enforcement proceedings involving the person funishing the report. Wastewater constituents and characteristics will not be recognized as confidential information.

Information accepted by the Water and Sewer Board as confidential, shall not be transmitted to any governmental agency or to the general public by the Water and Sewer Board until and unless a ten-day notification is given to the User.

SECTION 5 ENFORCEMENT

5.1 HARMFUL CONTRIBUTIONS

The Water and Sewer Board may suspend the wastewater treatment service and/or a Wastewater Contribution Permit when such suspension is necessary, in the opinion of the Water and Sewer Board, in order to stop an actual or threatened discharge which presents or may present an imminent or substantial endangerment to the health or welfare of persons, to the environment, causes Interference to the POTW or causes the Water and Sewer Board to violate any condition of its NPDES Permit.

Any person notified of a suspension of the wastewater treatment service and/or the Wastewater Contribution Permit shall immediately stop or eliminate the contribution. In the event of a failure of the person to comply voluntarily with the suspension order, the Water and Sewer Board shall take such steps as deemed necessary including immediate severance of the sewer connection, to prevent or minimize damage to the POTW system or endangerment to any individuals. The Water and Sewer Board shall reinstate the Wastewater Contribution Permit and/or the wastewater treatment service upon proof of the elimination of the non-complying discharge. A detailed written statement submitted by the user describing the causes of the harmful contribution and the measures taken to prevent any future occurrence shall be submitted to the Water and Sewer Board within 15 days of the date of occurrence.

5.2 REVOCATION OF PERMIT

Any User who violates the following conditions of these Regulations, or applicable state and federal Regulations, is subject to having his permit revoked in accordance with the procedures of Section 5 of these Regulations:

a) Failure of a User to factually report the wastewater constituents and charcteristics of his discharge;

b) Failure of the User to report significant changes in operations, or wastewater constituents and characteristics;

c) Refusal of reasonable access to the User's premises for the purpose of inspection or monitoring; or,

d) Violation of conditions of the permit.

5.3 NOTIFICATION OF VIOLATION

Whenever the Water and Sewer Board finds that any User has violated or is violating these Regulations, wastewater contribution permit, or any prohibition, limitation of requirements contained

herein, the Water and Sewer Board may serve upon such person a written notice stating the nature of the violation. Within 30 days of the date of the notice, a plan for the satisfactory correction therof shall be submitted to the Water and Sewer Board by the User.

5.4 SHOW CAUSE HEARING

5.4.1 Show Cause Hearing

The Water and Sewer Board may order any User who causes or allows an unauthorized discharge to enter the POTW to show cause before the Water and Sewer Board why the proposed enforcement action should not be taken. A notice shall be served on the User specifying the time and place or a hearing to be held by the Water and Sewer Board regarding the violation, the reasons why the action is to be taken, the proposed enforcement action, and directing the User to show cause before the Water and Sewer Board why the proposed enforcement action should not be taken. The notice of the hearing shall be served personally or by registered or certified mail (return receipt requested) at least (ten) days before the hearing. Service may be made on any agent or officer of a corporation.

5.4.2 Water and Sewer Board

The Water and Sewer Board may itself conduct the hearing and take the evidence, or may designate any of its members or any officer or employee of the Water and Sewer Department:

a) Issue in the name of the Water and Sewer Board notices of hearings requesting the attendance and testimony of witnesses and the production of evidence relevant to any matter involved in such hearings;

b) Take the evidence;

c) Transmit a report of the evidence and hearing, including transcripts and other evidence, together with recommendations to the Water and Sewer Board for action thereon.

5.4.3 Conducting Hearings

At any hearing held pursuant to these Regulations, testimony taken must be under oath and recorded stenographically. The transcript, so recorded, will be made available to any member of the public or any party to the hearing upon payment of the usual charges thereof.

5.4.4 Ruling

After the Water and Sewer Board has reviewed the evidence, it may issue an order to the User responsible for the discharge directing that, following a specified time period, the sewer service be discontinued unless adequate treatment facilities, devices or other related appurtenances shall have been installed on existing treatment facilities, devices or other related appurtenances are properly operated. Further orders and directives as are necessary and appropriate may be issued.

5.5 LEGAL ACTION

If any person discharges sewage, industrial wastes or other wastes into the city's wastewater disposal system contrary to the provisions of these Regulations, Federal or State Pretreatment Requirements, or any order of the Water and Sewer Board, the City Attorney may commence an action for appropriate legal and/or equitable relief in the Circuit Court of Dallas County.

SECTION 6 PENALTY: COSTS

6.1 CIVIL PENALTIES

Any User who is found to have violated an Order of the Water and Sewer Board or who willfully or negligently failed to comply with any provision of these Regulations, and the orders, rules, Regulations and permits issued hereunder, shall be fined not less than (One Hundred Dollars) nor more than (One Thousand Dollars) for each offense. Each day on which a violation shall occur or continue shall be deemed a separate and distinct offense. In addition to the penalties provided herein, the Water and Sewer Board may recover reasonable attorneys' fees, court costs, court reporters' fees and other expenses of litigation by appropriate suit at law against the person found to have violated these Regulations or the orders, rules, Regulations, and permits issued hereunder.

6.2 FALSIFYING INFORMATION

Any person who knowingly makes any false statements, representation or certification in any application, record, report, plan or other document filed or required to be maintained pursuant to these Regulations, or Wastewater Contribution Permit, or who falsifies, tampers with, or knowingly renders inaccurate any monitoring device or method required under these Regulations, shall, upon conviction, be punished by a fine of not more than $1,000 or by imprisonment for not more than six (6) months, or by both.

SECTION 7 SEVERABILITY

If any provision, paragraph, word, section or article of these Regulations is invalidated by any court of competent jurisdiction, the remaining provisions, paragraphs, words, sections, and chapters shall not be affected and shall continue in full force and effect.

SECTION 8 CONFLICT

All other Regulations and parts of other Regulations inconsistent or conflicting with any part of these Regulations are hereby repealed to the extent of such inconsistency or conflict.

SECTION 9 EFFECTIVE DATE

These Regulations shall be in full force and effect from and after its passage, approval and publication, as provided by law.

SECTION 10 INDUSTRIAL SEWER CONNECTION APPLICATION

To the city of Selma, Alabama:

The undersigned being the _____ of the

property located at _____

_____

does hereby request a permit to _____ an industrial

sewer connection serving _____, which

company is engaged in _____

_____

at said location.

1. A plan to the property showing accurately all sewers and drains now existing is attached hereunto as Exhibit "A".

2. Plans and specifications covering any work proposed to be performed under this permit is attached hereunto as Exhibit "B".

3. A complete schedule of all process waters and industrial wastes produced or expected to be produced at said property, including a description of the character of each waste, the daily volume and maximum rates of discharge, representative analyses, and compliance with any applicable Pretreatment Standard or Requirements, is attached hereunto as Exhibit "C".

4. The name and address of the person or firm who will perform the work covered by this permit is_____.

In consideration of the granting of this permit the undersigned agrees:

1. To furnish any additional information relating to the installation or use of the industrial sewer for which this permit is sought as may be requested by the Water and Sewer Board .

2. To accept and abide by all provisions of Regulation No. of the City of Selma, and of all other pertinent Regulations or that may be adopted in the future.

3. To operate and maintain any waste pretreatment facilities, as may be required as a condition of the acceptance into the wastewater treatment system of the industrial wastes involved, in an efficient manner at all times, and at no expense to the Water and Sewer Board.

4. To cooperate at all times with the Water and Sewer Board and his representatives in their inspecting, sampling, and study of the industrial wastes, and any facilities provided for pretreatment.

5. To notify the Water and Sewer Board immediately in the event of any accident, or other occurrence that occasions contributor to the wastewater treatment system of any wastewater or substances prohibited or not covered by this permit.

Date: _____ Signed _____

$_____ inspection fee paid _____

_____

Application approved*

Date: _____ Signed _____

*Approval subject to provision of State Industrial Discharge Permit

THE WATER AND SEWER BOARD
OF
THE CITY OF SELMA, ALABAMA

CONTRACT
FOR DISCHARGE INTO THE
WASTEWATER COLLECTION & TREATMENT SYSTEM OF
THE CITY OF SELMA, ALABAMA

THIS CONTRACT is made this_____day of_____,19__ between the Water and Sewer Board of the City of Selma, Alabama (the Board) and _____ (the User).

WITNESSETH:

SECTION 1 SCOPE

The Board hereby agrees to accept and treat the wastewater discharged into the Selma, Alabama Wastewater Collection and Treatment System by the User subject to the terms and conditions contained in this Contract, the Sewer Use Ordinance of the City of Selma, Alabama, the Industrial Pretreatment Regulations of the Water and Sewer Board of the City of Selma, Alabama and the State Indirect Discharge Permit issued to the User by the Alabama Department of Environmental Management for the wastewater discharge(s) covered by this Contract, all of which shall become a part of this Contract.

The User hereby agrees to discharge wastewater, without cost to the Board, at the following described point(s) of discharge into the Selma, Alabama Wastewater Collection and Treatment System:

_____

_____

The User shall be responsible and pay all costs for the operation and maintenance of the Building Sewer(s) that serves the facilities of the User, beginning at the above described points of connection.

SECTION 2 FEES

The User shall pay to the Board a standard User Charge as currently established by the Board or as maybe amended from time to time for collection and treatment of wastewater discharged into the Selma, Alabama Wastewater Collection and Treatment System as described in the Industrial Pretreatment Regulations of the Board.

Should the pollutant characteristics of the wastewater discharged exceed the limitations as set by the Sewer Use Regulations of the Board, the User shall pay an extr-strength Surcharge in addition

to the standard User Charge,provided that the Board agrees to accept the extra strength discharge for treatment. The amount of the extr-strength discharge for treatment. The amount of the extr-strength Surcharge may be changed from time to time by the Board in order to reflect the estimated cost to the Board for treatment of the extr-strength discharge.

The User shall pay all other charges and fees established by the Board. These may include:

1. Service connection charges.
2. Fees for reimbursement of costs of setting up and operating the Selma, Alabama Pretreatment Program.
3. Fees for monitoring, inspections and surveillance procedures.
4. Fees for reviewing accidental discharge procedures and construction.
5. Fees for permit applications.
6. Fees for filing appeals.
7. Other fees as the Board my deem necessary to carry out the requirements contained in the Sewer Use Regulations of the Board.

SECTION 3 MONITORING FACILITIES

The volume or quantity of industrial wastewater discharged by a User into the Selma, Alabama Wastewater Collection & Treatment System shall be measured by the method approved by the Board.

The User shall purchase and install all required meters. These meters must be satisfactory to the Board for the uses intended. The User shall operate and maintain the meters and report meter readings to the Board on a schedule established by the Board. The cost to purchase, install and maintain the meters shall be paid by the User. When requested, the User shall provide certification satisfactory to the Board that such meters are accurate and performing the function for which they are intended.

All sources of water supply and all discharges for wastewater into the Selma, Alabama Wastewater Collection and Treatment System must be identified in accordance with the provisions of this Contract. Any omission shall be considered as an unauthorized use of the Selma, Alabama Wastewater Collection & Treatment System.

SECTION 4 EXCLUDED WASTES AND DISCHARGE LIMITATIONS

The User agrees to abide by the discharge prohibitions and limitations as described in the Industrial Pretreatment Regulations of the Board unless specific exemptions are provided for in this Contract.

Upon the promulgation of National Categorical Pretreatment Standards for the industrial subcategory(s) of the User, the Categorical Standard, if more stringent than limitations imposed

under the Industrial Pretreatement Regulations of the Board, shall immediately supersede the limitations imposed under the Industrial Pretreatment Regulations of the Board. Users shall notify the Board of the applicable reporting requirements under 40 CFR, Section 403.12.

State requirements and limitations on discharges shall apply in any case where they are more stringent than Federal requirements and limitations or those of the Industrial Pretreatment Regulations of the Board.

It is the responsibility of the User to insure that all sludges generated by the User are managed under applicable sludge management requirements specified in Sections 204(b) and 405 of the Federal Water Pollution Control Act, (P.L.92-500) as amended by the Clean Water Act of 1977 (p.L.95-217) and as further amended and in Subtitles C and D of the Resource Conservation and Recovery Act.

The User shall insure that plumbing installations within the facilities of the User are in accordance with the intent of the Industrial Pretreatment Regulations of the Board so as to minimize the possibility of damage to the Selma, Alabama Wastewater Collection & Treatment System. The Board shall have the right to inspect all such installations.

Any proposed changes, additions, expansions or deletions of the wastewater discharged by the User shall be reviewed and subject to approval by the Board prior to such change.

The Board shall have the right to audit all User records relating to this Contract to ensure compliance with Federal and State regulations.

SECTION 5 LIMITATIONS AND MODIFICATIONS

The Board shall not be liabile to the User for failure to accept or treat the wastewater of the User when such failure is the result of any injunction, order or judgement of any court, or State or Federal agency action or when such failure is the result of a strike, casualty, upset condition or other cause beyond the reasonable control of the Board. The Board is not liable for disconnection of sewer service due to default or violation of the Industrial Pretreatment Regulations of the Board by the User.

The User understands that the Selma, Alabama Wastewater Collection & Treatment System is a publicly owned treatment works and the Board is required by the Clean Water Act of 1977 and the General Pretreatment Regulation (40 CFR, Part 403) to control wastewaters introduced by all non-domestic Users into the Selma, Alabama Sewerage System. The User also understands that the Board is subject to current and continuing Federal and State statutory and regulatory controls which may, subsequent to the date of this Contract, be changed, amended or added to, and which

changes, amendments or additions are unforeseen by the parties hereto and which may result in additional costs to the Board for capital improvements, operation, maintenance, repair, inspection and administration. Therefore, the Board and User agree that the charges described in Section 2 of this Contract shall be amended to reflect any increased costs if, during the durations of this Contract, there occur any Federal or State statutory or regulatory changes which result in an increased cost to the Board for capital improvements, operations, maintenance, repair, inspection or administration of the wastewater system. The User agrees to comply with all Federal and State laws and regulations applicable to the Board and/or the User.

SECTION 6 ENFORCEMENT AND PENALTIES

If wastewaters containing any substance described in Section 2 of the Industrial Pretreatment Regulations of the Board are discharged, proposed to be discharged or accidentally discharged into the Selma, Alabama Wastewater Collection & Treatment System by the User; the Board may take any action necessary to effectuate such of the following courses as may be appropriate:

1. Prohibit the discharge of such wastewater.
2. Require the User to demonstrate that in-plant modifications will reduce or eliminate the discharge of such substances.
3. Require pretreatment, including storage facilities or flow equalization, necessary to reduce or eliminate the objectionable characteristics or substances so that the discharge will not violate the Industrial Pretreatment Regulations of the Board.

In additon to any and all costs, penalties and remedies provided herein, the User making, causing or allowing the discharge agrees:

1. To pay any cost or expense incurred by the Board to include but not be limited to damage to the Selma, Alabama Wastewater Collection & Treatment System, damage to the City's wastewater treatment processes, extraordinary monitoring of the wastes and extra-ordinary treatment measures or processing imposed on the Selma, Alabama Sewerage System by said discharge.
2. To pay any cost or expense incurred by the Board for any fine or penalty imposed on the Board by the State or Federal government because of a violation of one of the Board's National Pollutant Discharge Elimination System Permits or damage to the environment that is attributed to the discharge.
3. To furnish a bond or other security, with terms specified by the Board, to hold harmless the Board from any loss or expense that it may incur as a result of such non-compliance or any future non-compliance.

4. To pay as liquidated damages for significant violation of any provision of this Contract or for violation of any provision of the Industrial Pretreatment Regulation of the Board of the City of Selma, Alabama, as amended, and as they may be amended from time to time, the sum of not less than One Hundred dollars ($100.00) nor more than One Thousand dollars ($1000) per day for each such violation for as long as such violation occurs. For the purposes of this Section, a significant violation is one that remains uncorrected after notification has been given by the Board that correction is needed; or one that is a part of a pattern of noncompliance; or one that includes a failure to accurately report instances of noncompliance; or one that is so severe as to endanger or injure the facilities, processes or personnel of the Board, or other members of the general public.
5. To pay to the Board all costs and expenses of collection of fees hereunder provided, or of enforcement of the provisions hereof against the User including reasonable attorney fees and cost.

Any User, who violates any conditions of this Contract is subject to having his Permit revoked. Among the conditions which may result in Permit revocation are the following:

1. Failure of a User to factually report the wastewater constituents and characteristics of his discharge.
2. Failure of the User to report significant changes in operations or wastewater constituents and characteristics.
3. Refusal of reasonable access to the User's premises for the purpose of inspection or monitoring.
4. Continuing or repeated violation of conditions of the Permit.

Notice is herby given that any and all failures to comply with provisions of this contract by this User and/or other Users of the Selma, Alabama Wastewater Collection & Treatment System will be published each January in the local newspaper.

SECTION 7 EXCEPTIONS

The User agrees to abide by the Industrial Pretreatment Regulations of the Board and the terms of this Contract except for any exceptions described below: (Write "None" if appropriate.)

_____
_____
_____
_____
_____
_____
_____
_____

SECTION 8 EFFECTIVE DATE

This Contract shall become effective on _____

_____

and shall remain in effect until _____.

_____

Either party shall have the right to terminate this Contract upon giving a ninety (90) day written notice to the other party. In the event of termination by the User, the User shall immediately cease all discharge of wastewater to the Selma, Alabama Wastewater Collection & Treatment System and shall refrain from such discharge until such time that a new Contract is executed.

IN WITNESS WHEREOF, the parties have executed by their duly authorized officers.

THE WATER & SEWER BOARD OF THE
CITY OF SELMA, ALABAMA

By: _____
Chairman

ATTEST:

_____
Secretary

By: _____
User

ATTEST:

_____
Secretary

ALABAMA PRETREATMENT PROGRAM
MEMORANDUM OF AGREEMENT
BETWEEN THE
ALABAMA DEPARTMENT OF ENVIRONMENTAL MANAGEMENT
AND THE
THE CITY OF SELMA WATER AND SEWER BOARD

Section I. Authority and Purpose

1. As established by the Alabama Water Pollution Control Act (Code of Alabama 1975, Section 22-22-1 et seq.), the Alabama Department of Environmental Management (ADEM) is the state agency responsible for the control of water pollution and for the protection, maintenance, and improvement of water quality in the State.

2. Pursuant to Code of Alabama 1975, Section 22-22-9, it is the duty of the ADEM to receive applications and other data and to issue permits for the discharge of industrial wastes entering directly or through a municipal or private treatment facility into the waters of the State.

3. Code of Alabama 1975, Section 22-22-12, designates the ADEM as the state water pollution control agency for all purposes of the Federal Water Pollution Control Act. (33 U.S.C. 1251 et seq.).

4. Under authority granted by the Federal Water Pollution Control Act, the Environmental Protection Agency (EPA) has promulgated certain General Pretreatment Regulations for Existing and New Sources of Pollution, 40 CFR 403 (43 Fed. Reg. 27736, June 26, 1978), which require the establishment of an approved State Pretreatment Program.

5. In accordance with the EPA Pretratment Regulations and pursuant to its above-cited statutory authority, the ADEM adopted State Pretreatment Regulations on May 28, 1979.

6. It is the purpose of this Agreement to establish certain policies, responsibilities, and procedures to be followed by the parties to this Agreement, namely the ADEM and the City of Selma Water and Sewer Board, Selma, Alabama (hereinafter, the Publicly Owned Treatment Works or POTW) to aid in the management of the State Pretreatment Program established pursuant to the aforementioned regulations and statutory authority.

Section II. Responsibilities of POTW and ADEM

1. The pretreatment program will be administered at the state level with local participation as described herein, after the POTW has taken certain enabling actions. These actions consist of amending the sewer use regulations to meet minimum requirements of state and federal pretreatment regulations, submitting an industrial user (IU)

inventory in an acceptable format, and reaching agreement on a pretreatment implementation schedule in the POTW's NPDES Permit.

2. The ADEM will assume responsibility for the industrial survey to be conducted after promulgation of all pretreatment standards by EPA. The POTW may participate in this survey to any degree that is satisfactory to both parties.

3. The ADEM will review removal credit requests and will make an appropriate determination.

4. Fundamentally different factors variance requests by a given category of industry may be commented upon by the POTW. ADEM will make a preliminary finding and deny the request if fundamentally different factors do not exist. If such factors are found to exist, ADEM will forward to EPA a recommendation that the request be approved.

Section III. Permit Review and Issuance

1. Applications by an IU for a State Indirect Discharger (SID) Permit will consist of an engineering report conforming to a prescribed format. This application should be submitted to both the POTW and the ADEM for review and comment.

2. State Indirect Discharge Permits will be issued by the ADEM staff after agreement with these permits has been reached with the receiving POTW. A draft of each proposed permit will be provided the POTW and IU with a 30-day comment period. No comment within 30 days will result in issuance of the permit as proposed.

3. The ADEM will issue SID Permits to primary industries (as defined by 40 CFR) and significant industrial users. (For the purpose of this agreement, the term "significant industrial user" shall mean an IU which discharges greater than 0.025 MGD to a POTW, greater than 5 percent of the hydraulic or organic design capacity of the receiving POTW, or any IU having a priority pollutant in its discharge.)

4. Determination of an IU's pretreatment standard subcategory and SID Permit limits (if national pretreatment standards are unavailable) shall be made jointly between the POTW and ADEM. Minimum acceptable IU pretreatment standards will be those promulgated by EPA, although ordinance requirements may supersede national standards if more restrictive.

5. Prohibitive pretreatment determinations will be made in accordance with the POTW ordinance. The POTW ordinance will be required to meet the minimum criteria expressed in 40 CFR 403.5(b).

6. Permits will be issued under State regulations and procedures and will require renewal at five year intervals except that permits may

be modified on promulgation of revised or new standards or, if agreeable to the POTW, at such time as IU process changes become a factor.

Section IV. Compliance Assurance

1. All permitted IU's shall submit self-monitoring data at monthly intervals to the ADEM and POTW. These monthly reports will be submitted using copies of monitoring forms approved by the ADEM and will be due by the 15th of the month following the reporting period.

2. The ADEM will maintain a compliance tracking system for permitted IU's. The POTW will also maintain a similar system. Copies of violation notices and other written communication concerning compliance tracking by the ADEM will be provided the POTW. Likewise, compliance tracking information and violation notices by the POTW be transmitted to ADEM.

3. Primary and significant IU's will receive at least one compliance evaluation inspection (CEI) by the POTW each quarter. The same IU's will be sampled by the POTW at least annually by a 3-day, 24-hour composite sampling program, or by one 24-hour composite per calendar month. ADEM may elect to participate with the POTW in meeting this requirement or to conduct CEI and compliance sampling inspection (CSI) activities independently but in cooperation with the POTW. All CEI's and CSI's performed by the POTW will be maintained as a written report for accountability purposes.

Section V. Enforcement

1. Enforcement may be either a joint effort by the ADEM and POTW, or an independent effort by the POTW under its sewer regulations or the ADEM under its State Pretreatment Regulations. Each party shall keep the other informed concerning all enforcement actions initiated.

Section VI. Reporting and Transmittal of Information

1. The POTW will advise the ADEM of all introductions of new pollutants into the POTW.

2. The POTW will transmit to the ADEM at quarterly intervals (by the 15th of January, April, July and October) copies of all CEI's or CSI's performed at IU facilities by the POTW.

3. The ADEM will transmit to the POTW at the above quarterly intervals copies of all CEI's or CSI's performed at IU facilities by the ADEM.

4. The ADEM will notify the POTW of the applicability of pretreatment standards as final standards are promulgated by EPA. The POTW will then notify the IU's of the applicable pretreatment standards. The industrial user inventory provided by the POTW will be used as the basis for notifications to appropriate IU's.

Section VII. Revisions to Agreement

This agreement may be reviewed annually during the fourth quarter of each fiscal year (beginning October 1 and ending September 30) with revisions agreeable to both parties made at that time.

Section VIII. Approval and Effective Date of Agreement

This Memorandum of Agreement shall become effective fifteen (15) days following the date of the last signature below.

Chairman, Water and Sewer Board	Date
Director, Alabama Department of Environmental Management	Date