

Alabama Department of Environmental Management
adem.alabama.gov

1400 Coliseum Blvd. 36110-2400 ■ Post Office Box 301463
Montgomery, Alabama 36130-1463
(334) 271-7700 ■ FAX (334) 271-7950

JUNE 10, 2021

Mitch Dees, Assistant General Manager
The Water Works and Sewer Board of the City of Monroeville
Post Office Box 674
Monroeville, AL 36460

RE: Draft Permit
NPDES Permit No. AL0027782
Monroeville Double Branch WWTP
Monroe County, Alabama

Dear Mr. Dees:

Transmitted herein is a draft of the referenced permit.

We would appreciate your comments on the permit within **30 days** of the date of this letter. Please direct any comments of a technical or administrative nature to the undersigned.

By copy of this letter and the draft permit, we are also requesting comments within the same time frame from EPA.

Please be aware that Part I.C.1.c of your permit requires participation in the Department's web-based Electronic Environmental (E2) Reporting System Program for submittal of DMRs upon issuance of this permit unless valid justification as to why you cannot participate is submitted in writing. Please also be aware that Part I.C.2.e of your permit requires participation in the Department's web-based electronic environmental (E2) reporting system for submittal of SSOs unless valid justification as to why you cannot participate is submitted in writing. SSO hotline notifications and hard copy Form 415 SSO reports may be used only with the written approval from the Department. The E2 Program allows ADEM to electronically validate, acknowledge receipt, and upload data to the state's central wastewater database. This improves the accuracy of reported compliance data and reduces costs to both the regulated community and ADEM. The Permittee Participation Package may be downloaded online at <https://e2.adem.alabama.gov/npdes> or you may obtain a hard copy by submitting a written request or by emailing e2admin@adem.alabama.gov.

Please also be aware that Part IV. of your permit requires that you develop, implement, and maintain a Sanitary Sewer Overflow Response Plan.

The Alabama Department of Environmental Management encourages you to voluntarily consider pollution prevention practices and alternatives at your facility. Pollution Prevention may assist you in complying with effluent limitations, and possibly reduce or eliminate monitoring requirements.

Should you have any questions, please contact the undersigned by email at michael.simmons@adem.alabama.gov or by phone at (334) 274-4220.

Sincerely,



Michael N. Simmons
Municipal Section
Water Division

mns/mfc
Enclosure

cc: Environmental Protection Agency Email
Ms. Elaine Snyder/U.S. Fish and Wildlife Service
Ms. Elizabeth Brown/Alabama Historical Commission
Advisory Council on Historic Preservation
Department of Conservation and Natural Resources

Birmingham Branch
110 Vulcan Road
Birmingham, AL 35209-4702
(205) 942-6168
(205) 941-1603 (FAX)

Decatur Branch
2715 Sandlin Road, S.W.
Decatur, AL 35603-1333
(256) 353-1713
(256) 340-9359 (FAX)



Mobile Branch
2204 Perimeter Road
Mobile, AL 36615-1131
(251) 450-3400
(251) 479-2593 (FAX)

Mobile-Coastal
3664 Dauphin Street, Suite B
Mobile, AL 36608
(251) 304-1176
(251) 304-1189 (FAX)



NATIONAL POLLUTANT DISCHARGE ELIMINATION SYSTEM PERMIT

PERMITTEE: THE WATER WORKS AND SEWER BOARD OF THE CITY OF MONROEVILLE
POST OFFICE BOX 674
MONROEVILLE, ALABAMA 36460

FACILITY LOCATION: MONROEVILLE DOUBLE BRANCH WWTP (1.0 MGD)
2189 HIGHWAY 47 SOUTH
MONROEVILLE, ALABAMA
MONROE COUNTY

PERMIT NUMBER: AL0027782

RECEIVING WATERS: DOUBLE BRANCH CREEK

In accordance with and subject to the provisions of the Federal Water Pollution Control Act, as amended, 33 U.S.C. §§1251-1388 (the "FWPCA"), the Alabama Water Pollution Control Act, as amended, Code of Alabama 1975, §§ 22-22-1 to 22-22-14 (the "AWPCA"), the Alabama Environmental Management Act, as amended, Code of Alabama 1975, §§22-22A-1 to 22-22A-17, and rules and regulations adopted thereunder, and subject further to the terms and conditions set forth in this permit, the Permittee is hereby authorized to discharge into the above-named receiving waters.

ISSUANCE DATE:

EFFECTIVE DATE:

EXPIRATION DATE:

Draft

Alabama Department of Environmental Management

**MUNICIPAL SECTION
NATIONAL POLLUTANT DISCHARGE ELIMINATION SYSTEM (NPDES)
PERMIT**

TABLE OF CONTENTS

PART I	DISCHARGE LIMITATIONS, CONDITIONS, AND REQUIREMENTS	4
A.	DISCHARGE LIMITATIONS AND MONITORING REQUIREMENTS	4
1.	Outfall 0011 Discharge Limits - Effluent Outfall	4
2.	Outfall 0011 Discharge Limits - Effluent Outfall (continued).....	5
3.	Outfall 001T Discharge Limits - Toxicity.....	6
4.	Outfall 002S Discharge Limits - Storm Water.....	7
B.	DISCHARGE MONITORING AND RECORD KEEPING REQUIREMENTS	8
1.	Representative Sampling.....	8
2.	Measurement Frequency	8
3.	Test Procedures.....	8
4.	Recording of Results.....	8
5.	Records Retention and Production.....	9
6.	Reduction, Suspension or Termination of Monitoring and/or Reporting.....	9
7.	Monitoring Equipment and Instrumentation	9
C.	DISCHARGE REPORTING REQUIREMENTS	9
1.	Reporting of Monitoring Requirements	9
2.	Noncompliance Notifications and Reports.....	11
D.	OTHER REPORTING AND NOTIFICATION REQUIREMENTS.....	13
1.	Anticipated Noncompliance.....	13
2.	Termination of Discharge	13
3.	Updating Information.....	13
4.	Duty to Provide Information	13
E.	SCHEDULE OF COMPLIANCE	13
1.	Compliance with discharge limits.....	13
2.	Schedule.....	13
PART II	OTHER REQUIREMENTS, RESPONSIBILITIES, AND DUTIES.....	14
A.	OPERATIONAL AND MANAGEMENT REQUIREMENTS.....	14
1.	Facilities Operation and Maintenance.....	14
2.	Best Management Practices (BMP)	14
3.	Certified Operator	14
B.	OTHER RESPONSIBILITIES.....	14
1.	Duty to Mitigate Adverse Impacts	14
2.	Right of Entry and Inspection	14
C.	BYPASS AND UPSET	14
1.	Bypass.....	14
2.	Upset.....	15
D.	DUTY TO COMPLY WITH PERMIT, RULES, AND STATUTES	15
1.	Duty to Comply.....	15
2.	Removed Substances.....	15
3.	Loss or Failure of Treatment Facilities	15
4.	Compliance With Statutes and Rules	16
E.	PERMIT TRANSFER, MODIFICATION, SUSPENSION, REVOCATION, AND REISSUANCE.....	16
1.	Duty to Reapply or Notify of Intent to Cease Discharge	16
2.	Change in Discharge	16
3.	Transfer of Permit	16
4.	Permit Modification and Revocation	16
5.	Termination.....	17

6.	Suspension	17
7.	Stay	17
F.	COMPLIANCE WITH TOXIC POLLUTANT STANDARD OR PROHIBITION.....	18
G.	NOTICE TO DIRECTOR OF INDUSTRIAL USERS.....	18
H.	PROHIBITIONS.....	18
PART III	ADDITIONAL REQUIREMENTS, CONDITIONS, AND LIMITATIONS.....	19
A.	CIVIL AND CRIMINAL LIABILITY	19
1.	Tampering.....	19
2.	False Statements.....	19
3.	Permit Enforcement	19
4.	Relief from Liability	19
B.	OIL AND HAZARDOUS SUBSTANCE LIABILITY	19
C.	PROPERTY AND OTHER RIGHTS.....	19
D.	AVAILABILITY OF REPORTS	19
E.	EXPIRATION OF PERMITS FOR NEW OR INCREASED DISCHARGES	20
F.	COMPLIANCE WITH WATER QUALITY STANDARDS.....	20
G.	GROUNDWATER	20
H.	DEFINITIONS.....	20
I.	SEVERABILITY	23
PART IV	SPECIFIC REQUIREMENTS, CONDITIONS, AND LIMITATIONS.....	24
A.	SLUDGE MANAGEMENT PRACTICES	24
1.	Applicability	24
2.	Submitting Information.....	24
3.	Reopener or Modification	24
B.	EFFLUENT TOXICITY LIMITATIONS AND BIOMONITORING REQUIREMENTS FOR CHRONIC TOXICITY.....	24
1.	Chronic Toxicity Test	24
2.	General Test Requirements.....	24
3.	Reporting Requirements	25
4.	Additional Testing Requirements	25
5.	Test Methods.....	25
6.	Effluent Toxicity Testing Reports.....	25
C.	TOTAL RESIDUAL CHLORINE (TRC) REQUIREMENTS.....	27
D.	PLANT CLASSIFICATION.....	27
E.	POLLUTANT SCANS.....	27
F.	STORM WATER REQUIREMENTS.....	27
1.	Prohibitions	27
2.	Operational and Maintenance Practices	27
3.	Monitoring Requirements	28
G.	SANITARY SEWER OVERFLOW RESPONSE PLAN.....	28
1.	SSO Response Plan.....	28
2.	SSO Response Plan Implementation.....	30
3.	Department Review of the SSO Response Plan	30
4.	SSO Response Plan Administrative Procedures	30

PART I**DISCHARGE LIMITATIONS, CONDITIONS, AND REQUIREMENTS****A. DISCHARGE LIMITATIONS AND MONITORING REQUIREMENTS****1. Outfall 0011 Discharge Limits - Effluent Outfall**

During the period beginning on the effective date of this permit and lasting through the expiration date of this permit, the Permittee is authorized to discharge from Outfall 0011, which is described more fully in the Permittee's application. Such discharge shall be limited and monitored by the Permittee as specified below:

Parameter	Discharge Limitations*							Monitoring Requirements**			
	Monthly Average	Weekly Average	Monthly Average	Weekly Average	Daily Minimum	Daily Maximum	Percent Removal	(1) Sample Location	(2) Sample Type	(3) Measurement Frequency	(4) Seasonal
Oxygen, Dissolved (DO) 00300 1 0 0	*****	*****	*****	*****	6.0 mg/l	*****	*****	E	GRAB	C	*****
pH 00400 1 0 0	*****	*****	*****	*****	6.0 S.U.	8.5 S.U.	*****	E	GRAB	C	*****
Solids, Total Suspended 00530 1 0 0	250 lbs/day	375 lbs/day	30.0 mg/l	45.0 mg/l	*****	*****	*****	E	COMP24	C	*****
Solids, Total Suspended 00530 G 0 0	REPORT lbs/day	REPORT lbs/day	REPORT mg/l	REPORT mg/l	*****	*****	*****	I	COMP24	C	*****
Nitrogen, Ammonia Total (As N) 00610 1 0 0	20.0 lbs/day	37.5 lbs/day	3.0 mg/l	4.5 mg/l	*****	*****	*****	E	COMP24	C	*****
Nitrogen, Kjeldahl Total (As N) 00625 1 0 0	REPORT lbs/day	REPORT lbs/day	REPORT mg/l	REPORT mg/l	*****	*****	*****	E	COMP24	G	*****
Nitrite Plus Nitrate Total 1 Det. (As N) 00630 1 0 0	REPORT lbs/day	REPORT lbs/day	REPORT mg/l	REPORT mg/l	*****	*****	*****	E	COMP24	G	*****
Phosphorus, Total (As P) 00665 1 0 0	REPORT lbs/day	REPORT lbs/day	REPORT mg/l	REPORT mg/l	*****	*****	*****	E	COMP24	G	*****
Zinc Total Recoverable 01094 1 0 0	*****	*****	267.5 ug/l	*****	*****	267.5 ug/l	*****	E	GRAB	G	*****
Copper Total Recoverable 01119 1 0 0	*****	*****	18.7 ug/l	*****	*****	24.4 ug/l	*****	E	GRAB	G	*****

* See Part II.C.1. (Bypass); Part II.C.2. (Upset)

** Monitoring Requirements

(1) Sample Location

I – Influent
E – Effluent
X – End Chlorine Contact Chamber
K - Percent Removal of the Monthly Avg. Influent Concentration from the Monthly Avg. Effluent Concentration.
RS' - Receiving Stream

(2) Sample Type:

CONTIN - Continuous
INSTAN - Instantaneous
COMP-8 - 8-Hour Composite
COMP24 - 24-Hour Composite
GRAB – Grab
CALCTD - Calculated

(3) Measurement Frequency: See also Part I.B.2.

A - 7 days per week
B - 5 days per week
C - 3 days per week
D - 2 days per week
E - 1 day per week
F - 2 days per month
G - 1 day per month
H - 1 day per quarter
J - Annual
Q - For Effluent Toxicity Testing, see Provision IV.B.

(4) Seasonal Limits:

S = Summer (May – November)
W = Winter (December - April)
ECS = E. coli Summer (May – October)
ECW = E. coli Winter (November – April)

2. Outfall 0011 Discharge Limits - Effluent Outfall (continued)

During the period beginning on the effective date of this permit and lasting through the expiration date of this permit, the Permittee is authorized to discharge from Outfall 0011, which is described more fully in the Permittee's application. Such discharge shall be limited and monitored by the Permittee as specified below:

Parameter	Discharge Limitations*							Monitoring Requirements**				
	Monthly Average	Weekly Average	Monthly Average	Weekly Average	Daily Minimum	Daily Maximum	Percent Removal	(1) Sample Location	(2) Sample Type	(3) Measurement Frequency	(4) Seasonal	
Flow, In Conduit or Thru Treatment Plant 50050 I 0 0	REPORT MGD	*****	*****	*****	*****	*****	REPORT MGD	*****	E	CONTIN	A	*****
Chlorine, Total Residual See note (5) (6) 50060 I 0 0	*****	*****	0.016 mg/l	*****	*****	0.028 mg/l	*****	*****	E	GRAB	C	*****
E. Coli 51040 I 0 0	*****	*****	126 col/100mL	*****	*****	298 col/100mL	*****	*****	E	GRAB	C	ECS
E. Coli 51040 I 0 0	*****	*****	548 col/100mL	*****	*****	2507 col/100mL	*****	*****	E	GRAB	C	ECW
BOD, Carbonaceous 05 Day, 20C 80082 I 0 0	208.5 lbs/day	312.7 lbs/day	25.0 mg/l	37.5 mg/l	*****	*****	*****	*****	E	COMP24	C	*****
BOD, Carbonaceous 05 Day, 20C 80082 G 0 0	REPORT lbs/day	REPORT lbs/day	REPORT mg/l	REPORT mg/l	*****	*****	*****	*****	I	COMP24	C	*****
BOD, Carb-5 Day, 20 Deg C, Percent Remvl 80091 K 0 0	*****	*****	*****	*****	*****	*****	85.0%	*****	K	CALCTD	G	*****
Solids, Suspended Percent Removal 81011 K 0 0	*****	*****	*****	*****	*****	*****	85.0%	*****	K	CALCTD	G	*****

* See Part II.C.1. (Bypass); Part II.C.2. (Upset)

** Monitoring Requirements

(1) Sample Location

- I - Influent
- E - Effluent
- X - End Chlorine Contact Chamber
- K - Percent Removal of the Monthly Avg. Influent Concentration from the Monthly Avg. Effluent Concentration.
- RS - Receiving Stream

(2) Sample Type:

- CONTIN - Continuous
- INSTAN - Instantaneous
- COMP-8 - 8-Hour Composite
- COMP24 - 24-Hour Composite
- GRAB - Grab
- CALCTD - Calculated

(3) Measurement Frequency: See also Part I.B.2.

- A - 7 days per week
- B - 5 days per week
- C - 3 days per week
- D - 2 days per week
- E - 1 day per week
- F - 2 days per month
- G - 1 day per month
- H - 1 day per quarter
- J - Annual
- Q - For Effluent Toxicity Testing, see Provision IV.B.

(4) Seasonal Limits:

- S = Summer (May - November)
- W = Winter (December - April)
- ECS = E. coli Summer (May - October)
- ECW = E. coli Winter (November - April)

(5) See Part IV.C. for Total Residual Chlorine (TRC). Monitoring for TRC is applicable if chlorine is utilized for disinfection purposes. If monitoring is not applicable during the monitoring period, enter “*9” or “NODI=9” (if hard copy) on the monthly DMR.

(6) A measurement of Total Residual Chlorine below 0.05 mg/L shall be considered in compliance with the permit limitations above and should be reported as NODI=B or *B on the discharge monitoring reports

3. Outfall 001T Discharge Limits - Toxicity

During the period beginning on the effective date of this permit and lasting through the expiration date of this permit, the Permittee is authorized to discharge from Outfall 001T, which is described more fully in the Permittee's application. Such discharge shall be limited and monitored by the Permittee as specified below:

Parameter	Discharge Limitations*							Monitoring Requirements**			
	Monthly Average	Weekly Average	Monthly Average	Weekly Average	Daily Minimum	Daily Maximum	Percent Removal	(1) Sample Location	(2) Sample Type	(3) Measurement Frequency	(4) Seasonal
Toxicity, Ceriodaphnia Chronic 61426 1 00	*****	Pass = 0 Fail = 1	*****	*****	*****	*****	*****	E	COMP24	Q	*****
Toxicity, Pimephales Chronic 61428 1 00	*****	Pass = 0 Fail = 1	*****	*****	*****	*****	*****	E	COMP24	Q	*****

* See Part II.C.1. (Bypass); Part II.C.2. (Upset)

** Monitoring Requirements

(1) Sample Location

- I - Influent
- E - Effluent
- X - End Chlorine Contact Chamber
- K - Percent Removal of the Monthly Avg. Influent Concentration from the Monthly Avg. Effluent Concentration.
- RS - Receiving Stream

(2) Sample Type:

- CONTIN - Continuous
- INSTAN - Instantaneous
- COMP-8 - 8-Hour Composite
- COMP24 - 24-Hour Composite
- GRAB - Grab
- CALCTD - Calculated

(3) Measurement Frequency: See also Part I.B.2.

- A - 7 days per week
- B - 5 days per week
- C - 3 days per week
- D - 2 days per week
- E - 1 day per week
- F - 2 days per month
- G - 1 day per month
- H - 1 day per quarter
- J - Annual
- Q - For Effluent Toxicity Testing, see Provision IV.B.

(4) Seasonal Limits:

- S = Summer (May - November)
- W = Winter (December - April)
- ECS = E. coli Summer (May - October)
- ECW = E. coli Winter (November - April)

4. Outfall 002S Discharge Limits - Storm Water

During the period beginning on the effective date of this permit and lasting through the expiration date of this permit, the Permittee is authorized to discharge from Outfall 002S, which is described more fully in the Permittee's application. Such discharge shall be limited and monitored by the Permittee as specified below:

Parameter	Discharge Limitations*							Monitoring Requirements**			
	Monthly Average	Weekly Average	Monthly Average	Weekly Average	Daily Minimum	Daily Maximum	Percent Removal	(1) Sample Location	(2) Sample Type	(3) Measurement Frequency	(4) Seasonal
pH 00400 1 0 0	*****	*****	*****	*****	REPORT S.U.	REPORT S.U.	*****	SW	GRAB	J	*****
Solids, Total Suspended 00530 1 0 0	*****	*****	*****	*****	*****	REPORT mg/l	*****	SW	GRAB	J	*****
Oil & Grease 00556 1 0 0	*****	*****	*****	*****	*****	15.0 mg/l	*****	SW	GRAB	J	*****
Nitrogen, Ammonia Total (As N) 00610 1 0 0	*****	*****	*****	*****	*****	REPORT mg/l	*****	SW	GRAB	J	*****
Nitrogen, Kjeldahl Total (As N) 00625 1 0 0	*****	*****	*****	*****	*****	REPORT mg/l	*****	SW	GRAB	J	*****
Nitrite Plus Nitrate Total 1 Det. (As N) 00630 1 0 0	*****	*****	*****	*****	*****	REPORT mg/l	*****	SW	GRAB	J	*****
Phosphorus, Total (As P) 00665 1 0 0	*****	*****	*****	*****	*****	REPORT mg/l	*****	SW	GRAB	J	*****
Flow, In Conduit or Thru Treatment Plant 50050 1 0 0	*****	*****	*****	*****	*****	REPORT MGD	*****	SW	CALCTD	J	*****
E. Coli 51040 1 0 0	*****	*****	*****	*****	*****	REPORT col/100mL	*****	SW	GRAB	J	*****
BOD, Carbonaceous 05 Day, 20C 80082 1 0 0	*****	*****	*****	*****	*****	REPORT mg/l	*****	SW	GRAB	J	*****

* See Part II.C.1. (Bypass); Part II.C.2. (Upset)

** Monitoring Requirements

(1) Sample Location

- I - Influent
- E - Effluent
- X - End Chlorine Contact Chamber
- K - Percent Removal of the Monthly Avg. Influent Concentration from the Monthly Avg. Effluent Concentration.
- RS - Receiving Stream

(2) Sample Type:

- CONTIN - Continuous
- INSTAN - Instantaneous
- COMP-8 - 8-Hour Composite
- COMP24 - 24-Hour Composite
- GRAB - Grab
- CALCTD - Calculated

(3) Measurement Frequency: See also Part I.B.2.

- A - 7 days per week
- B - 5 days per week
- C - 3 days per week
- D - 2 days per week
- E - 1 day per week
- F - 2 days per month
- G - 1 day per month
- H - 1 day per quarter
- J - Annual
- Q - For Effluent Toxicity Testing, see Provision IV.B.

(4) Seasonal Limits:

- S = Summer (May - November)
- W = Winter (December - April)
- ECS = E. coli Summer (May - October)
- ECW = E. coli Winter (November - April)

(7) See Part IV.F.3

B. DISCHARGE MONITORING AND RECORD KEEPING REQUIREMENTS

1. Representative Sampling

Sample collection and measurement actions shall be representative of the volume and nature of the monitored discharge and shall be in accordance with the provisions of this permit. The effluent sampling point shall be at the nearest accessible location just prior to discharge and after final treatment, unless otherwise specified in the permit.

2. Measurement Frequency

Measurement frequency requirements found in Provision I.A. shall mean:

- a. Seven days per week shall mean daily.
- b. Five days per week shall mean any five days of discharge during a calendar weekly period of Sunday through Saturday.
- c. Three days per week shall mean any three days of discharge during a calendar week.
- d. Two days per week shall mean any two days of discharge during a calendar week.
- e. One day per week shall mean any day of discharge during a calendar week.
- f. Two days per month shall mean any two days of discharge during the month that are no less than seven days apart. However, if discharges occur only during one seven-day period in a month, then two days per month shall mean any two days of discharge during that seven day period.
- g. One day per month shall mean any day of discharge during the calendar month.
- h. Quarterly shall mean any day of discharge during each calendar quarter.
- i. The Permittee may increase the frequency of sampling, listed in Provisions I.B.2.a through I.B.2.h; however, all sampling results are to be reported to the Department.

3. Test Procedures

For the purpose of reporting and compliance, Permittees shall use one of the following procedures:

- a. For parameters with an EPA established Minimum Level (ML), report the measured value if the analytical result is at or above the ML and report "0" for values below the ML. Test procedures for the analysis of pollutants shall conform to 40 CFR Part 136 and guidelines published pursuant to Section 304(h) of the FWPCA, 33 U.S.C. Section 1314(h). If more than one method for analysis of a substance is approved for use, a method having a minimum level lower than the permit limit shall be used. If the minimum level of all methods is higher than the permit limit, the method having the lowest minimum level shall be used and a report of less than the minimum level shall be reported as zero and will constitute compliance, however should EPA approve a method with a lower minimum level during the term of this permit the Permittee shall use the newly approved method.
- b. For pollutants parameters without an established ML, an interim ML may be utilized. The interim ML shall be calculated as 3.18 times the Method Detection Level (MDL) calculated pursuant to 40 CFR Part 136, Appendix B. Permittees may develop an effluent matrix-specific ML, where an effluent matrix prevents attainment of the established ML. However, a matrix specific ML shall be based upon proper laboratory method and technique. Matrix-specific MLs must be approved by the Department, and may be developed by the Permittee during permit issuance, reissuance, modification, or during compliance schedule. In either case the measured value should be reported if the analytical result is at or above the ML and "0" reported for values below the ML.
- c. For parameters without an EPA established ML, interim ML, or matrix-specific ML, a report of less than the detection limit shall constitute compliance if the detection limit of all analytical methods is higher than the permit limit. For the purpose of calculating a monthly average, "0" shall be used for values reported less than the detection limit.

The Minimum Level utilized for procedures a and b above shall be reported on the Permittee's DMR. When an EPA approved test procedure for analysis of a pollutant does not exist, the Director shall approve the procedure to be used.

4. Recording of Results

For each measurement or sample taken pursuant to the requirements of this permit, the Permittee shall record the following information:

- a. The facility name and location, point source number, date, time and exact place of sampling;

- b. The name(s) of person(s) who obtained the samples or measurements;
 - c. The dates and times the analyses were performed;
 - d. The name(s) of the person(s) who performed the analyses;
 - e. The analytical techniques or methods used, including source of method and method number; and
 - f. The results of all required analyses.
5. Records Retention and Production
- a. The Permittee shall retain records of all monitoring information, including all calibration and maintenance records and all original strip chart recordings for continuous monitoring instrumentation, copies of all reports required by the permit, and records of all data used to complete the above reports or the application for this permit, for a period of at least three years from the date of the sample measurement, report or application. This period may be extended by request of the Director at any time. If litigation or other enforcement action, under the AWPCA and/or the FWPCA, is ongoing which involves any of the above records, the records shall be kept until the litigation is resolved. Upon the written request of the Director or his designee, the Permittee shall provide the Director with a copy of any record required to be retained by this paragraph. Copies of these records should not be submitted unless requested.
 - b. All records required to be kept for a period of three years shall be kept at the permitted facility or an alternate location approved by the Department in writing and shall be available for inspection.
6. Reduction, Suspension or Termination of Monitoring and/or Reporting
- a. The Director may, with respect to any point source identified in Provision I.A. of this permit, authorize the Permittee to reduce, suspend or terminate the monitoring and/or reporting required by this permit upon the submission of a written request for such reduction, suspension or termination by the Permittee, supported by sufficient data which demonstrates to the satisfaction of the Director that the discharge from such point source will continuously meet the discharge limitations specified in Provision I.A. of this permit.
 - b. It remains the responsibility of the Permittee to comply with the monitoring and reporting requirements of this permit until written authorization to reduce, suspend or terminate such monitoring and/or reporting is received by the Permittee from the Director.
7. Monitoring Equipment and Instrumentation
- All equipment and instrumentation used to determine compliance with the requirements of this permit shall be installed, maintained, and calibrated in accordance with the manufacturer's instructions or, in the absence of manufacturer's instructions, in accordance with accepted practices. At a minimum, flow measurement devices shall be calibrated at least once every 12 months.

C. DISCHARGE REPORTING REQUIREMENTS

1. Reporting of Monitoring Requirements
 - a. The Permittee shall conduct the required monitoring in accordance with the following schedule:
 - (1) **MONITORING REQUIRED MORE FREQUENTLY THAN MONTHLY AND MONTHLY** shall be conducted during the first full month following the effective date of coverage under this permit and every month thereafter.
 - (2) **QUARTERLY MONITORING** shall be conducted at least once during each calendar quarter. Calendar quarters are the periods of January through March, April through June, July through September, and October through December. The Permittee shall conduct the quarterly monitoring during the first complete calendar quarter following the effective date of this permit and is then required to monitor once during each quarter thereafter. Quarterly monitoring should be reported on the last DMR due for the quarter (i.e., March, June, September and December DMRs).
 - (3) **SEMIANNUAL MONITORING** shall be conducted at least once during the period of January through June and at least once during the period of July through December. The Permittee shall conduct the semiannual monitoring during the first complete calendar semiannual period following the effective date of this permit and is then required to monitor once during each semiannual period thereafter. Semiannual monitoring may be done anytime during the semiannual period, unless restricted elsewhere in this permit, but it should be reported on the last DMR due for the month of the semiannual period (i.e., June and December DMRs).
 - (4) **ANNUAL MONITORING** shall be conducted at least once during the period of January through December. The Permittee shall conduct the annual monitoring during the first complete calendar annual period following the effective date of this permit and is then required to monitor once during each annual period thereafter.

Annual monitoring may be done anytime during the year, unless restricted elsewhere in this permit, but it should be reported on the December DMR.

- b. The Permittee shall submit discharge monitoring reports (DMRs) on the forms approved by the Department and in accordance with the following schedule:
- (1) **REPORTS OF MORE FREQUENTLY THAN MONTHLY AND MONTHLY TESTING** shall be submitted on a monthly basis. The first report is due on the 28th day of the month following the month the permit becomes effective. The reports shall be submitted so that they are received by the Department no later than the 28th day of the month following the reporting period, unless otherwise directed by the Department.
 - (2) **REPORTS OF QUARTERLY TESTING** shall be submitted on a quarterly basis. The first report is due on the 28th day of the month following the first complete calendar quarter the permit becomes effective. The reports shall be submitted so that they are received by the Department no later than the 28th day of the month following the reporting period, unless otherwise directed by the Department.
 - (3) **REPORTS OF SEMIANNUAL TESTING** shall be submitted on a semiannual basis. The reports are due on the 28th day of JANUARY and the 28th day of JULY. The reports shall be submitted so that they are received by the Department no later than the 28th day of the month following the reporting period, unless otherwise directed by the Department.
 - (4) **REPORTS OF ANNUAL TESTING** shall be submitted on an annual basis. Unless specified elsewhere in the permit, the first report is due on the 28th day of JANUARY. The reports shall be submitted so that they are received by the Department no later than the 28th day of the month following the reporting period, unless otherwise directed by the Department.
- c. Except as allowed by Provision I.C.1.c.(1) or (2), the permittee shall submit all Discharge Monitoring Reports (DMRs) required by Provision I.C.1.b. by utilizing the Department's web-based Electronic Environmental (E2) Reporting System.
- (1) If the permittee is unable to complete the electronic submittal of DMR data due to technical problems originating with the Department's E2 Reporting System (this could include entry/submittal issues with an entire set of DMRs or individual parameters), the permittee is not relieved of their obligation to submit DMR data to the Department by the date specified in Provision I.C.1.b., unless otherwise directed by the Department.

If the E2 Reporting System is down on the 28th day of the month in which the DMR is due or is down for an extended period of time, as determined by the Department, when a DMR is required to be submitted, the permittee may submit the data in an alternate manner and format acceptable to the Department. Preapproved alternate acceptable methods include faxing, e-mailing, mailing, or hand-delivery of data such that they are received by the required reporting date. Within five calendar days of the E2 Reporting System resuming operation, the permittee shall enter the data into the E2 Reporting System, unless an alternate timeframe is approved by the Department. An attachment should be included with the E2 DMR submittal verifying the original submittal date (date of the fax, copy of dated e-mail, or hand-delivery stamped date), if applicable.
 - (2) The permittee may submit a request to the Department for a temporary electronic reporting waiver for DMR submittals. The waiver request should include the permit number; permittee name; facility/site name; facility address; name, address, and contact information for the responsible official or duly authorized representative; a detailed statement regarding the basis for requesting such a waiver; and the duration for which the waiver is requested. Approved electronic reporting waivers are not transferrable.

A permittee with an approved electronic reporting waiver for DMRs may submit hard copy DMRs for the period that the approved electronic reporting waiver request is effective. The permittee shall submit the Department-approved DMR forms to the address listed in Provision I.C.1.e.
 - (3) If a permittee is allowed to submit a hard copy DMR, the DMR must be legible and bear an original signature. Photo and electronic copies of the signature are not acceptable and shall not satisfy the reporting requirements of this permit.
 - (4) If the permittee, using approved analytical methods as specified in Provision I.B.2, monitors any discharge from a point source for a limited substance identified in Provision I.A. of this permit more frequently than required by this permit, the results of such monitoring shall be included in the calculation and reporting of values on the DMR and the increased frequency shall be indicated on the DMR.
 - (5) In the event no discharge from a point source identified in Provision I.A. of this permit and described more fully in the permittee's application occurs during a monitoring period, the permittee shall report "No Discharge" for such period on the appropriate DMR.
- d. All reports and forms required to be submitted by this permit, the AWPCA and the Department's Rules and Regulations, shall be electronically signed (or, if allowed by the Department, traditionally signed) by a "responsible

official" of the permittee as defined in ADEM Administrative Code Rule 335-6-6-.09 or a "duly authorized representative" of such official as defined in ADEM Administrative Code Rule 335-6-6-.09 and shall bear the following certification:

"I certify under penalty of law that this document and all attachments were prepared under my direction or supervision in accordance with a system designed to assure that qualified personnel properly gather and evaluate the information submitted. Based on my inquiry of the person or persons who manage the system, or those persons directly responsible for gathering information, the information submitted is, to the best of my knowledge and belief, true, accurate, and complete. I am aware that there are significant penalties for submitting false information, including the possibility of fine and imprisonment for knowing violations."

- e. Discharge Monitoring Reports required by this permit, the AWPCA, and the Department's Rules that are being submitted in hard copy shall be addressed to:

**Alabama Department of Environmental Management
Environmental Data Section, Permits & Services Division
Post Office Box 301463
Montgomery, Alabama 36130-1463**

Certified and Registered Mail containing Discharge Monitoring Reports shall be addressed to:

**Alabama Department of Environmental Management
Environmental Data Section, Permits & Services Division
1400 Coliseum Boulevard
Montgomery, Alabama 36110-2400**

- f. All other correspondence and reports required to be submitted by this permit, the AWPCA, and the Department's Rules shall be addressed to:

**Alabama Department of Environmental Management
Municipal Section, Water Division
Post Office Box 301463
Montgomery, Alabama 36130-1463**

Certified and Registered Mail shall be addressed to:

**Alabama Department of Environmental Management
Municipal Section, Water Division
1400 Coliseum Boulevard
Montgomery, Alabama 36110-2400**

- g. If this permit is a reissuance, then the permittee shall continue to submit DMRs in accordance with the requirements of their previous permit until such time as DMRs are due as discussed in Part I.C.1.b. above.

2. Noncompliance Notifications and Reports

- a. The Permittee shall notify the Department if, for any reason, the Permittee's discharge:
- (1) Does not comply with any daily minimum or maximum discharge limitation for an effluent characteristic specified in Provision I.A. of this permit which is denoted by an "(X)";
 - (2) Potentially threatens human health or welfare;
 - (3) Threatens fish or aquatic life;
 - (4) Causes an in-stream water quality criterion to be exceeded;
 - (5) Does not comply with an applicable toxic pollutant effluent standard or prohibition established under Section 307(a) of the FWPCA, 33 U.S.C. Section 1317(a);
 - (6) Contains a quantity of a hazardous substance that may be harmful to public health or welfare under Section 311(b)(4) of the FWPCA, 33 U.S.C. Section 1321(b)(4);
 - (7) Exceeds any discharge limitation for an effluent parameter listed in Part I.A. as a result of an unanticipated bypass or upset; or
 - (8) Is an unpermitted direct or indirect discharge of a pollutant to a water of the state. (Note that unpermitted discharges properly reported to the Department under any other requirement are not required to be reported under this provision.)

The Permittee shall orally or electronically provide notification of any of the above occurrences, describing the circumstances and potential effects, to the Director or Designee within 24-hours after the Permittee becomes aware of the occurrence of such discharge. In addition to the oral or electronic notification, the Permittee shall submit a report to the Director or Designee, as provided in Provision I.C.2.c. or I.C.2.e., no later than five days after becoming aware of the occurrence of such discharge or occurrence.

- b. If, for any reason, the Permittee's discharge does not comply with any limitation of this permit, then the Permittee shall submit a written report to the Director or Designee, as provided in Provision I.C.2.c below. This report must be submitted with the next Discharge Monitoring Report required to be submitted by Provision I.C.1 of this permit after becoming aware of the occurrence of such noncompliance.
- c. Except for notifications and reports of notifiable SSOs which shall be submitted in accordance with the applicable Provisions of this permit, the Permittee shall submit the reports required under Provisions I.C.2.a. and b. to the Director or Designee on ADEM Form 421, available on the Department's website (<http://www.adem.state.al.us/DeptForms/Form421.pdf>). The completed Form must document the following information:
 - (1) A description of the discharge and cause of noncompliance;
 - (2) The period of noncompliance, including exact dates, times, and duration of the noncompliance. If the noncompliance is not corrected by the due date of the written report, then the Permittee shall provide an estimated date by which the noncompliance will be corrected; and
 - (3) A description of the steps taken by the Permittee and the steps planned to be taken by the Permittee to reduce or eliminate the noncompliant discharge and to prevent its recurrence.
- d. Immediate notification

The Permittee shall provide notification to the Director, the public, the county health department, and any other affected entity such as public water systems, as soon as possible upon becoming aware of any notifiable sanitary sewer overflow. Notification to the Director shall be completed utilizing the Department's web-based electronic environmental SSO reporting system in accordance with Provision I.C.2.e.

- e. The Department is utilizing a web-based electronic environmental (E2) reporting system for notification and submittal of SSO reports. **If the Permittee is not already participating in the E2 Reporting System for SSO reports, the Permittee must apply for participation in the system within 30 days of coverage under this permit unless the Permittee submits in writing valid justification as to why it cannot participate and the Department approves in writing utilization of verbal notifications and hard copy SSO report submittals.** Once the Permittee is enrolled in the E2 Reporting System for SSO reports, the Permittee must utilize the system for notification and submittal of all SSO reports unless otherwise allowed by this permit. The Permittee shall include in the SSO reports the information requested by ADEM Form 415. In addition, the Permittee shall include the latitude and longitude of the SSO in the report except when the SSO is a result of an extreme weather event (e.g., hurricane). To participate in the E2 Reporting System for SSO reports, the Permittee Participation Package may be downloaded online at <https://e2.adem.alabama.gov/npdes>. If the E2 Reporting System is down (i.e., electronic submittal of SSO data cannot be completed due to technical problems originating with the Department's system), the Permittee is not relieved of its obligation to notify the Department or submit SSO reports to the Department by the required submittal date, and the Permittee shall submit the data in an alternate manner and format acceptable to the Department. Preapproved alternate acceptable methods include verbal reports, reports submitted via the SSO hotline, or reports submitted via fax, e-mail, mail, or hand-delivery such that they are received by the required reporting date. Within five calendar days of the E2 Reporting System resuming operation, the Permittee shall enter the data into the E2 Reporting System, unless an alternate timeframe is approved by the Department. For any alternate notification, records of the date, time, notification method, and person submitting the notification should be maintained by the Permittee. If a Permittee is allowed to submit SSO reports via an alternate method, the SSO report must be in a format approved by the Department and must be legible.
- f. The Permittee shall maintain a record of all known wastewater discharge points that are not authorized as permitted outfalls, including but not limited to SSOs. The Permittee shall include this record in its Municipal Water Pollution Prevention (MWPP) Annual Reports, which shall be submitted to the Department each year by May 31st for the prior calendar year period beginning January 1st and ending December 31st. The MWPP Annual Reports shall contain a list of all known wastewater discharge points that are not authorized as permitted outfalls and any discharges that occur prior to the headworks of the wastewater treatment plant covered by this permit. The Permittee shall also provide in the MWPP Annual Reports a list of any discharges reported during the applicable time period in accordance with Provision I.C.2.a. The Permittee shall include in its MWPP Annual Reports the following information for each known unpermitted discharge that occurred:
 - (1) The cause of the discharge;

- (2) Date, duration and volume of discharge (estimate if unknown);
- (3) Description of the source (e.g., manhole, lift station);
- (4) Location of the discharge, by latitude and longitude (or other appropriate method as approved by the Department);
- (5) The ultimate destination of the flow (e.g., surface waterbody, municipal separate storm sewer to surface waterbody). Location should be shown on a USGS quad sheet or copy thereof; and
- (6) Corrective actions taken and/or planned to eliminate future discharges.

D. OTHER REPORTING AND NOTIFICATION REQUIREMENTS

1. Anticipated Noncompliance

The Permittee shall give the Director written advance notice of any planned changes or other circumstances regarding a facility which may result in noncompliance with permit requirements.

2. Termination of Discharge

The Permittee shall notify the Director, in writing, when all discharges from any point source(s) identified in Provision I. A. of this permit have permanently ceased. This notification shall serve as sufficient cause for instituting procedures for modification or termination of the permit.

3. Updating Information

- a. The Permittee shall inform the Director of any change in the Permittee's mailing address or telephone number or in the Permittee's designation of a facility contact or office having the authority and responsibility to prevent and abate violations of the AWPCA, the Department's Rules and the terms and conditions of this permit, in writing, no later than ten (10) days after such change. Upon request of the Director or his designee, the Permittee shall furnish the Director with an update of any information provided in the permit application.
- b. If the Permittee becomes aware that it failed to submit any relevant facts in a permit application, or submitted incorrect information in a permit application or in any report to the Director, it shall promptly submit such facts or information with a written explanation for the mistake and/or omission.

4. Duty to Provide Information

The Permittee shall furnish to the Director, within a reasonable time, any information which the Director or his designee may request to determine whether cause exists for modifying, revoking and re-issuing, suspending, or terminating this permit, in whole or in part, or to determine compliance with this permit.

E. SCHEDULE OF COMPLIANCE

1. Compliance with discharge limits

The Permittee shall achieve compliance with the discharge limitations specified in Provision I. A. in accordance with the following schedule:

COMPLIANCE SHALL BE ATTAINED ON THE EFFECTIVE DATE OF THIS PERMIT

2. Schedule

No later than 14 calendar days following a date identified in the above schedule of compliance, the permittee shall submit either a report of progress or, in the case of specific actions being required by identified dates, a written notice of compliance or noncompliance. In the latter case, the notice shall include the cause of noncompliance, any remedial actions taken, and the probability of meeting the next scheduled requirement.

PART II OTHER REQUIREMENTS, RESPONSIBILITIES, AND DUTIES

A. OPERATIONAL AND MANAGEMENT REQUIREMENTS

1. Facilities Operation and Maintenance

The Permittee shall at all times properly operate and maintain all facilities and systems of treatment and control (and related appurtenances) which are installed or used by the Permittee to achieve compliance with the conditions of the permit. Proper operation and maintenance includes effective performance, adequate funding, adequate operator staffing and training, and adequate laboratory and process controls, including appropriate quality assurance procedures. This provision requires the operation of backup or auxiliary facilities only when necessary to achieve compliance with the conditions of the permit.

2. Best Management Practices (BMP)

- a. Dilution water shall not be added to achieve compliance with discharge limitations except when the Director or his designee has granted prior written authorization for dilution to meet water quality requirements.
- b. The Permittee shall prepare, implement, and maintain a Spill Prevention, Control and Countermeasures (SPCC) Plan in accordance with 40 C.F.R. Section 112 if required thereby.
- c. The Permittee shall prepare, submit for approval and implement a BMP Plan for containment of any or all process liquids or solids, in a manner such that these materials do not present a significant potential for discharge, if so required by the Director or his designee. When submitted and approved, the BMP Plan shall become a part of this permit and all requirements of the BMP Plan shall become requirements of this permit.

3. Certified Operator

The Permittee shall not operate any wastewater treatment plant unless the competency of the operator to operate such plant has been duly certified by the Director pursuant to AWPCA, and meets the requirements specified in ADEM Administrative Code, Rule 335-10-1.

B. OTHER RESPONSIBILITIES

1. Duty to Mitigate Adverse Impacts

The Permittee shall promptly take all reasonable steps to mitigate and minimize or prevent any adverse impact on human health or the environment resulting from noncompliance with any discharge limitation specified in Provision I. A. of this permit, including such accelerated or additional monitoring of the discharge and/or the receiving waterbody as necessary to determine the nature and impact of the noncomplying discharge.

2. Right of Entry and Inspection

The Permittee shall allow the Director, or an authorized representative, upon the presentation of proper credentials and other documents as may be required by law to:

- (1) Enter upon the Permittee's premises where a regulated facility or activity or point source is located or conducted, or where records must be kept under the conditions of the permit;
- (2) Have access to and copy, at reasonable times, any records that must be kept under the conditions of the permits;
- (3) Inspect any facilities, equipment (including monitoring and control equipment), practices, or operations regulated or required under the permit; and
- (4) Sample or monitor, for the purposes of assuring permit compliance or as otherwise authorized by the AWPCA, any substances or parameters at any location.

C. BYPASS AND UPSET

1. Bypass

- a. Any bypass is prohibited except as provided in b. and c. below:
- b. A bypass is not prohibited if:
 - (1) It does not cause any discharge limitation specified in Provision I. A. of this permit to be exceeded;
 - (2) It enters the same receiving stream as the permitted outfall; and
 - (3) It is necessary for essential maintenance of a treatment or control facility or system to assure efficient operation of such facility or system.
- c. A bypass is not prohibited and need not meet the discharge limitations specified in Provision I. A. of this permit if:
 - (1) It is unavoidable to prevent loss of life, personal injury, or severe property damage;

- (2) There are no feasible alternatives to the bypass, such as the use of auxiliary treatment facilities, retention of untreated wastes, or maintenance during normal periods of equipment downtime (this condition is not satisfied if adequate back-up equipment should have been installed in the exercise of reasonable engineering judgment to prevent a bypass which occurred during normal periods of equipment downtime or preventive maintenance); and
 - (3) The Permittee submits a written request for authorization to bypass to the Director at least ten (10) days prior to the anticipated bypass (if possible), the Permittee is granted such authorization, and the Permittee complies with any conditions imposed by the Director to minimize any adverse impact on human health or the environment resulting from the bypass.
- d. The Permittee has the burden of establishing that each of the conditions of Provision II. C. 1. b. or c. have been met to qualify for an exception to the general prohibition against bypassing contained in a. and an exemption, where applicable, from the discharge limitations specified in Provision I. A. of this permit.
2. Upset
- a. A discharge which results from an upset need not meet the discharge limitations specified in Provision I. A. of this permit if:
 - (1) No later than 24-hours after becoming aware of the occurrence of the upset, the Permittee orally reports the occurrence and circumstances of the upset to the Director or his designee; and
 - (2) No later than five (5) days after becoming aware of the occurrence of the upset, the Permittee furnishes the Director with evidence, including properly signed, contemporaneous operating logs, or other relevant evidence, demonstrating that:
 - (i) An upset occurred;
 - (ii) The Permittee can identify the specific cause(s) of the upset;
 - (iii) The Permittee's facility was being properly operated at the time of the upset; and
 - (iv) The Permittee promptly took all reasonable steps to minimize any adverse impact on human health or the environment resulting from the upset.
 - b. The Permittee has the burden of establishing that each of the conditions of Provision II C. 2. a. of this permit have been met to qualify for an exemption from the discharge limitations specified in Provision I. A. of this permit.

D. DUTY TO COMPLY WITH PERMIT, RULES, AND STATUTES

1. Duty to Comply

- a. The Permittee must comply with all conditions of this permit. Any permit noncompliance constitutes a violation of the AWPCA and the FWPCA and is grounds for enforcement action, for permit termination, revocation and reissuance, suspension, modification, or denial of a permit renewal application.
- b. The necessity to halt or reduce production or other activities in order to maintain compliance with the conditions of the permit shall not be a defense for a Permittee in an enforcement action.
- c. The discharge of a pollutant from a source not specifically identified in the permit application for this permit and not specifically included in the description of an outfall in this permit is not authorized and shall constitute noncompliance with this permit.
- d. The Permittee shall take all reasonable steps, including cessation of production or other activities, to minimize or prevent any violation of this permit or to minimize or prevent any adverse impact of any permit violation.
- e. Nothing in this permit shall be construed to preclude or negate the Permittee's responsibility to apply for, obtain, or comply with other Federal, State, or Local Government permits, certifications, or licenses or to preclude from obtaining other federal, state, or local approvals, including those applicable to other ADEM programs and regulations.

2. Removed Substances

Solids, sludges, filter backwash, or any other pollutant or other waste removed in the course of treatment or control of wastewaters shall be disposed of in a manner that complies with all applicable Department Rules.

3. Loss or Failure of Treatment Facilities

Upon the loss or failure of any treatment facilities, including but not limited to the loss or failure of the primary source of power of the treatment facility, the Permittee shall, where necessary to maintain compliance with the discharge limitations specified in Provision I. A. of this permit, or any other terms or conditions of this permit, cease, reduce, or otherwise control production and/or all discharges until treatment is restored. If control of discharge during loss or failure of the

primary source of power is to be accomplished by means of alternate power sources, standby generators, or retention of inadequately treated effluent, the Permittee must furnish to the Director within six months a certification that such control mechanisms have been installed.

4. Compliance With Statutes and Rules

- a. This permit has been issued under ADEM Administrative Code, Chapter 335-6-6. All provisions of this chapter, that are applicable to this permit, are hereby made a part of this permit. A copy of this chapter may be obtained for a small charge from the Office of General Counsel, Alabama Department of Environmental Management, 1400 Coliseum Boulevard Montgomery, Alabama 36110-2059.
- b. This permit does not authorize the noncompliance with or violation of any Laws of the State of Alabama or the United States of America or any regulations or rules implementing such laws. FWPCA, 33 U.S.C. Section 1319, and Code of Alabama 1975, Section 22-22-14.

E. PERMIT TRANSFER, MODIFICATION, SUSPENSION, REVOCATION, AND REISSUANCE

1. Duty to Reapply or Notify of Intent to Cease Discharge

- a. If the Permittee intends to continue to discharge beyond the expiration date of this permit, the Permittee shall file a complete permit application for reissuance of this permit at least 180 days prior to its expiration. If the Permittee does not intend to continue discharge beyond the expiration of this permit, the Permittee shall submit written notification of this intent which shall be signed by an individual meeting the signatory requirements for a permit application as set forth in ADEM Administrative Code Rule 335-6-6-.09.
- b. Failure of the Permittee to apply for reissuance at least 180 days prior to permit expiration will void the automatic continuation of the expiring permit provided by ADEM Administrative Code Rule 335-6-6-.06 and should the permit not be reissued for any reason any discharge after expiration of this permit will be an unpermitted discharge.

2. Change in Discharge

Prior to any facility expansion, process modification or any significant change in the method of operation of the Permittee's treatment works, the Permittee shall provide the Director with information concerning the planned expansion, modification or change. The Permittee shall apply for a permit modification at least 180 days prior to any facility expansion, process modification, any significant change in the method of operation of the Permittee's treatment works or other actions that could result in the discharge of additional pollutants or increase the quantity of a discharged pollutant or could result in an additional discharge point. This condition applies to pollutants that are or that are not subject to discharge limitations in this permit. No new or increased discharge may begin until the Director has authorized it by issuance of a permit modification or a reissued permit.

3. Transfer of Permit

This permit may not be transferred or the name of the Permittee changed without notice to the Director and subsequent modification or revocation and reissuance of the permit to identify the new Permittee and to incorporate any other changes as may be required under the FWPCA or AWPCA. In the case of a change in name, ownership or control of the Permittee's premises only, a request for permit modification in a format acceptable to the Director is required at least 30 days prior to the change. In the case of a change in name, ownership or control of the Permittee's premises accompanied by a change or proposed change in effluent characteristics, a complete permit application is required to be submitted to the Director at least 180 days prior to the change. Whenever the Director is notified of a change in name, ownership or control, he may decide not to modify the existing permit and require the submission of a new permit application.

4. Permit Modification and Revocation

- a. This permit may be modified or revoked and reissued, in whole or in part, during its term for cause, including but not limited to, the following:
 - (1) If cause for termination under Provision II. E. 5. of this permit exists, the Director may choose to revoke and reissue this permit instead of terminating the permit;
 - (2) If a request to transfer this permit has been received, the Director may decide to revoke and reissue or to modify the permit; or
 - (3) If modification or revocation and reissuance is requested by the Permittee and cause exists, the Director may grant the request.
- b. This permit may be modified during its term for cause, including but not limited to, the following:
 - (1) If cause for termination under Provision II. E. 5. of this permit exists, the Director may choose to modify this permit instead of terminating this permit;

- (2) There are material and substantial alterations or additions to the facility or activity generating wastewater which occurred after permit issuance which justify the application of permit conditions that are different or absent in the existing permit;
- (3) The Director has received new information that was not available at the time of permit issuance and that would have justified the application of different permit conditions at the time of issuance;
- (4) A new or revised requirement(s) of any applicable standard or limitation is promulgated under Sections 301(b)(2)(C), (D), (E), and (F), and 307(a)(2) of the FWPCA;
- (5) Errors in calculation of discharge limitations or typographical or clerical errors were made;
- (6) To the extent allowed by ADEM Administrative Code, Rule 335-6-6-.17, when the standards or regulations on which the permit was based have been changed by promulgation of amended standards or regulations or by judicial decision after the permit was issued;
- (7) To the extent allowed by ADEM Administrative Code, Rule 335-6-6-.17, permits may be modified to change compliance schedules;
- (8) To agree with a granted variance under 301(c), 301(g), 301(h), 301(k), or 316(a) of the FWPCA or for fundamentally different factors;
- (9) To incorporate an applicable 307(a) FWPCA toxic effluent standard or prohibition;
- (10) When required by the reopener conditions in this permit;
- (11) When required under 40 CFR 403.8(e) (compliance schedule for development of pretreatment program);
- (12) Upon failure of the state to notify, as required by Section 402(b)(3) of the FWPCA, another state whose waters may be affected by a discharge permitted by this permit;
- (13) When required to correct technical mistakes, such as errors in calculation, or mistaken interpretations of law made in determining permit conditions; or
- (14) When requested by the Permittee and the Director determines that the modification has cause and will not result in a violation of federal or state law, regulations or rules.

5. Termination

This permit may be terminated during its term for cause, including but not limited to, the following:

- a. Violation of any term or condition of this permit;
- b. The Permittee's misrepresentation or failure to disclose fully all relevant facts in the permit application or during the permit issuance process or the Permittee's misrepresentation of any relevant facts at any time;
- c. Materially false or inaccurate statements or information in the permit application or the permit;
- d. A change in any condition that requires either a temporary or permanent reduction or elimination of the permitted discharge;
- e. The Permittee's discharge threatens human life or welfare or the maintenance of water quality standards;
- f. Permanent closure of the facility generating the wastewater permitted to be discharged by this permit or permanent cessation of wastewater discharge;
- g. New or revised requirements of any applicable standard or limitation that is promulgated under Sections 301(b)(2)(C), (D), (E), and (F), and 307(a)(2) of the FWPCA that the Director determines cannot be complied with by the Permittee; or
- h. Any other cause allowed by the ADEM Administrative Code, Chapter 335-6-6.

6. Suspension

This permit may be suspended during its term for noncompliance until the Permittee has taken action(s) necessary to achieve compliance.

7. Stay

The filing of a request by the Permittee for modification, suspension or revocation of this permit, in whole or in part, does not stay any permit term or condition.

F. COMPLIANCE WITH TOXIC POLLUTANT STANDARD OR PROHIBITION

If any applicable effluent standard or prohibition (including any schedule of compliance specified in such effluent standard or prohibition) is established under Section 307(a) of the FWPCA, 33 U.S.C. Section 1317(a), for a toxic pollutant discharged by the Permittee, and such standard or prohibition is more stringent than any discharge limitation on the pollutant specified in Provision I. A. of this permit or controls a pollutant not limited in Provision I. A. of this permit, this permit shall be modified to conform to the toxic pollutant effluent standard or prohibition, and the Permittee shall be notified of such modification. If this permit has not been modified to conform to the toxic pollutant effluent standard or prohibition before the effective date of such standard or prohibition, the Permittee shall attain compliance with the requirements of the standard or prohibition within the time period required by the standard or prohibition and shall continue to comply with the standard or prohibition until this permit is modified or reissued.

G. NOTICE TO DIRECTOR OF INDUSTRIAL USERS

1. The Permittee shall not allow the introduction of wastewater, other than domestic wastewater, from a new direct discharger prior to approval and permitting, if applicable, of the discharge by the Department.
2. The Permittee shall not allow an existing indirect discharger to increase the quantity or change the character of its wastewater, other than domestic wastewater, prior to approval and permitting, if applicable, of the increased discharge by the Department.
3. The Permittee shall report to the Department any adverse impact caused or believed to be caused by an indirect discharger on the treatment process, quality of discharged water, or quality of sludge. Such report shall be submitted within seven days of the Permittee becoming aware of the adverse impacts.

H. PROHIBITIONS

The Permittee shall not allow, and shall take effective enforcement action to prevent and terminate, the introduction of any of the following into its treatment works by industrial users:

1. Pollutants which create a fire or explosion hazard in the treatment works;
2. Pollutants which will cause corrosive structural damage to the treatment works, or dischargers with a pH lower than 5.0 s.u., unless the works are specifically designed to accommodate such discharges;
3. Solid or viscous pollutants in amounts which will cause obstruction of flow in sewers, or other interference with the treatment works;
4. Pollutants, including oxygen demanding pollutants, released in a discharge of such volume or strength as to cause interference in the treatment works;
5. Heat in amounts which will inhibit biological activity in the treatment plant resulting in interference or in such quantities that the temperature of the treatment plant influent exceeds 40°C (104° F) unless the treatment plant is designed to accommodate such heat; and
6. Pollutants in amounts which exceed any applicable pretreatment standard under Section 307 of FWPCA or any approved revisions thereof.

PART III ADDITIONAL REQUIREMENTS, CONDITIONS, AND LIMITATIONS

A. CIVIL AND CRIMINAL LIABILITY

1. Tampering

Any person who falsifies, tampers with, or knowingly renders inaccurate any monitoring device or method required to be maintained or performed under the permit shall, upon conviction, be subject to penalties as provided by the AWPCA.

2. False Statements

Any person who knowingly makes any false statement, representation, or certification in any record or other document submitted or required to be maintained under this permit, including monitoring reports or reports of compliance or noncompliance shall, upon conviction, be subject to penalties as provided by the AWPCA.

3. Permit Enforcement

a. Any NPDES permit issued or reissued by the Department is a permit for the purpose of the AWPCA and the FWPCA, and as such, any terms, conditions, or limitations of the permit are enforceable under state and federal law.

b. Any person required to have a NPDES permit pursuant to ADEM Administrative Code Chapter 335-6-6 and who discharges pollutants without said permit, who violates the conditions of said permit, who discharges pollutants in a manner not authorized by the permit, or who violates applicable orders of the Department or any applicable rule or standard of the Department, is subject to any one or combination of the following enforcement actions under applicable state statutes:

- (1) An administrative order requiring abatement, compliance, mitigation, cessation, clean-up, and/or penalties;
- (2) An action for damages;
- (3) An action for injunctive relief; or
- (4) An action for penalties.

c. If the Permittee is not in compliance with the conditions of an expiring or expired permit the Director may choose to do any or all of the following provided the Permittee has made a timely and complete application for reissuance of the permit:

- (1) Initiate enforcement action based upon the permit which has been continued;
- (2) Issue a notice of intent to deny the permit reissuance. If the permit is denied, the owner or operator would then be required to cease the activities authorized by the continued permit or be subject to enforcement action for operating without a permit;
- (3) Reissue the new permit with appropriate conditions; or
- (4) Take other actions authorized by these rules and AWPCA.

4. Relief from Liability

Except as provided in Provision II. C. 1. (Bypass) and Provision II. C. 2. (Upset), nothing in this permit shall be construed to relieve the Permittee of civil or criminal liability under the AWPCA or FWPCA for noncompliance with any term or condition of this permit.

B. OIL AND HAZARDOUS SUBSTANCE LIABILITY

Nothing in this permit shall be construed to preclude the institution of any legal action or relieve the Permittee from any responsibilities, liabilities or penalties to which the Permittee is or may be subject under Section 311 of the FWPCA, 33 U.S.C. Section 1321.

C. PROPERTY AND OTHER RIGHTS

This permit does not convey any property rights in either real or personal property, or any exclusive privileges, nor does it authorize any injury to persons or property or invasion of other private rights, or any infringement of federal, state, or local laws or regulations, nor does it authorize or approve the construction of any physical structures or facilities or the undertaking of any work in any waters of the state or of the United States.

D. AVAILABILITY OF REPORTS

Except for data determined to be confidential under Code of Alabama 1975, Section 22-22-9(c), all reports prepared in accordance with the terms of this permit shall be available for public inspection at the offices of the Department. Effluent data shall not be considered confidential.

E. EXPIRATION OF PERMITS FOR NEW OR INCREASED DISCHARGES

1. If this permit was issued for a new discharger or new source, this permit shall expire eighteen months after the issuance date if construction of the facility has not begun during the eighteen-month period.
2. If this permit was issued or modified to allow the discharge of increased quantities of pollutants to accommodate the modification of an existing facility and if construction of this modification has not begun during the eighteen month period after issuance of this permit or permit modification, this permit shall be modified to reduce the quantities of pollutants allowed to be discharged to those levels that would have been allowed if the modification of the facility had not been planned.
3. Construction has begun when the owner or operator has:
 - a. Begun, or caused to begin as part of a continuous on-site construction program:
 - (1) Any placement, assembly, or installation of facilities or equipment; or
 - (2) Significant site preparation work including clearing, excavation, or removal of existing buildings, structures, or facilities which are necessary for the placement, assembly, or installation of new source facilities or equipment; or
 - b. Entered into a binding contractual obligation for the purpose of placement, assembly, or installation of facilities or equipment which are intended to be used in its operation within a reasonable time. Options to purchase or contracts which can be terminated or modified without substantial loss, and contracts for feasibility, engineering, and design studies do not constitute a contractual obligation under this paragraph.
4. Final plans and specifications for a waste treatment facility at a new source or new discharger, or a modification to an existing waste treatment facility must be submitted to and examined by the Department prior to initiating construction of such treatment facility by the Permittee.
5. Upon completion of construction of waste treatment facilities and prior to operation of such facilities, the Permittee shall submit to the Department a certification from a registered professional engineer, licensed to practice in the State of Alabama, that the treatment facilities have been built according to plans and specifications submitted to and examined by the Department.

F. COMPLIANCE WITH WATER QUALITY STANDARDS

1. On the basis of the Permittee's application, plans, or other available information, the Department has determined that compliance with the terms and conditions of this permit should assure compliance with the applicable water quality standards.
2. Compliance with permit terms and conditions notwithstanding, if the Permittee's discharge(s) from point sources identified in Provision I. A. of this permit cause or contribute to a condition in contravention of state water quality standards, the Department may require abatement action to be taken by the Permittee in emergency situations or modify the permit pursuant to the Department's Rules, or both.
3. If the Department determines, on the basis of a notice provided pursuant to this permit or any investigation, inspection or sampling, that a modification of this permit is necessary to assure maintenance of water quality standards or compliance with other provisions of the AWPCA or FWPCA, the Department may require such modification, and, in cases of emergency, the Director may prohibit the discharge until the permit has been modified.

G. GROUNDWATER

Unless specifically authorized under this permit, this permit does not authorize the discharge of pollutants to groundwater. Should a threat of groundwater contamination occur, the Director may require groundwater monitoring to properly assess the degree of the problem, and the Director may require that the Permittee undertake measures to abate any such discharge and/or contamination.

H. DEFINITIONS

1. Average monthly discharge limitation – means the highest allowable average of "daily discharges" over a calendar month, calculated as the sum of all "daily discharges" measured during a calendar month divided by the number of "daily discharges" measured during that month (zero discharge days shall not be included in the number of "daily discharges" measured and a less than detectable test result shall be treated as a concentration of zero if the most sensitive EPA approved method was used).
2. Average weekly discharge limitation - means the highest allowable average of "daily discharges" over a calendar week, calculated as the sum of all "daily discharges" measured during a calendar week divided by the number of "daily discharges" measured during that week (zero discharge days shall not be included in the number of "daily discharges" measured and a less than detectable test result shall be treated as a concentration of zero if the most sensitive EPA approved method was used).

3. Arithmetic Mean – means the summation of the individual values of any set of values divided by the number of individual values.
4. AWPCA – means the Alabama Water Pollution Control Act.
5. BOD – means the five-day measure of the pollutant parameter biochemical oxygen demand.
6. Bypass – means the intentional diversion of waste streams from any portion of a treatment facility.
7. CBOD – means the five-day measure of the pollutant parameter carbonaceous biochemical oxygen demand.
8. Daily discharge – means the discharge of a pollutant measured during any consecutive 24-hour period in accordance with the sample type and analytical methodology specified by the discharge permit.
9. Daily maximum – means the highest value of any individual sample result obtained during a day.
10. Daily minimum – means the lowest value of any individual sample result obtained during a day.
11. Day – means any consecutive 24-hour period.
12. Department – means the Alabama Department of Environmental Management.
13. Director – means the Director of the Department.
14. Discharge – means "[t]he addition, introduction, leaking, spilling or emitting of any sewage, industrial waste, pollutant or other waste into waters of the state". Code of Alabama 1975, Section 22-22-1(b)(9).
15. Discharge Monitoring Report (DMR) – means the form approved by the Director to accomplish reporting requirements of an NPDES permit.
16. DO – means dissolved oxygen.
17. 8HC – means 8-hour composite sample, including any of the following:
 - a. The mixing of at least 8 equal volume samples collected at constant time intervals of not more than 1 hour over a period of not less than 8 hours between the hours of 6:00 a.m. and 6:00 p.m. If the sampling period exceeds 8 hours, sampling may be conducted beyond the 6:00 a.m. to 6:00 p.m. period.
 - b. A sample continuously collected at a constant rate over period of not less than 8 hours between the hours of 6:00 a.m. and 6:00 p.m. If the sampling period exceeds 8 hours, sampling may be conducted beyond the 6:00 a.m. to 6:00 p.m. period.
18. EPA – means the United States Environmental Protection Agency.
19. FC – means the pollutant parameter fecal coliform.
20. Flow – means the total volume of discharge in a 24-hour period.
21. FWPCA – means the Federal Water Pollution Control Act.
22. Geometric Mean – means the Nth root of the product of the individual values of any set of values where N is equal to the number of individual values. The geometric mean is equivalent to the antilog of the arithmetic mean of the logarithms of the individual values. For purposes of calculating the geometric mean, values of zero (0) shall be considered one (1).
23. Grab Sample – means a single influent or effluent portion which is not a composite sample. The sample(s) shall be collected at the period(s) most representative of the discharge.
24. Indirect Discharger – means a nondomestic discharger who discharges pollutants to a publicly owned treatment works or a privately owned treatment facility operated by another person.
25. Industrial User – means those industries identified in the Standard Industrial Classification manual, Bureau of the Budget 1967, as amended and supplemented, under the category "Division D – Manufacturing" and such other classes of significant waste producers as, by regulation, the Director deems appropriate.
26. MGD – means million gallons per day.
27. Monthly Average – means the arithmetic mean of all the composite or grab samples taken for the daily discharges collected in one month period. The monthly average for flow is the arithmetic mean of all flow measurements taken in a one month period.
28. New Discharger – means a person, owning or operating any building, structure, facility or installation:
 - a. From which there is or may be a discharge of pollutants;
 - b. From which the discharge of pollutants did not commence prior to August 13, 1979, and which is not a new source; and

- c. Which has never received a final effective NPDES permit for dischargers at that site.
29. NH₃-N – means the pollutant parameter ammonia, measured as nitrogen.
30. Notifiable sanitary sewer overflow – means an overflow, spill, release or diversion of wastewater from a sanitary sewer system that:
- Reaches a surface water of the State; or
 - May imminently and substantially endanger human health based on potential for public exposure including but not limited to close proximity to public or private water supply wells or in areas where human contact would be likely to occur.
31. Permit application – means forms and additional information that is required by ADEM Administrative Code Rule 335-6-6-.08 and applicable permit fees.
32. Point source – means "any discernible, confined and discrete conveyance, including but not limited to any pipe, channel, ditch, tunnel, conduit, well, discrete fissure, container, rolling stock, concentrated animal feeding operation, or vessel or other floating craft, . . . from which pollutants are or may be discharged." Section 502(14) of the FWPCA, 33 U.S.C. Section 1362(14).
33. Pollutant – includes for purposes of this permit, but is not limited to, those pollutants specified in Code of Alabama 1975, Section 22-22-1(b)(3) and those effluent characteristics specified in Provision I. A. of this permit.
34. Privately Owned Treatment Works – means any devices or system which is used to treat wastes from any facility whose operator is not the operator of the treatment works, and which is not a "POTW".
35. Publicly Owned Treatment Works – means a wastewater collection and treatment facility owned by the State, municipality, regional entity composed of two or more municipalities, or another entity created by the State or local authority for the purpose of collecting and treating municipal wastewater.
36. Receiving Stream – means the "waters" receiving a "discharge" from a "point source".
37. Severe property damage – means substantial physical damage to property, damage to the treatment facilities which causes them to become inoperable, or substantial and permanent loss of natural resources which can reasonably be expected to occur in the absence of a bypass. Severe property damage does not mean economic loss caused by delays in production.
38. Significant Source – means a source which discharges 0.025 MGD or more to a POTW or greater than five percent of the treatment work's capacity, or a source which is a primary industry as defined by the U.S. EPA or which discharges a priority or toxic pollutant.
39. TKN – means the pollutant parameter Total Kjeldahl Nitrogen.
40. TON – means the pollutant parameter Total Organic Nitrogen.
41. TRC – means Total Residual Chlorine.
42. TSS – means the pollutant parameter Total Suspended Solids.
43. 24HC – means 24-hour composite sample, including any of the following:
- The mixing of at least 8 equal volume samples collected at constant time intervals of not more than 2 hours over a period of 24 hours;
 - A sample collected over a consecutive 24-hour period using an automatic sampler composite to one sample. As a minimum, samples shall be collected hourly and each shall be no more than one twenty-fourth (1/24) of the total sample volume collected; or
 - A sample collected over a consecutive 24-hour period using an automatic composite sampler composited proportional to flow.
44. Upset – means an exceptional incident in which there is an unintentional and temporary noncompliance with technology-based permit discharge limitations because of factors beyond the reasonable control of the Permittee. An upset does not include noncompliance to the extent caused by operational error, improperly designed treatment facilities, inadequate treatment facilities, lack of preventive maintenance, or careless or improper operation.
45. Waters – means "[a]ll waters of any river, stream, watercourse, pond, lake, coastal, ground, or surface water, wholly or partially within the state, natural or artificial. This does not include waters which are entirely confined and retained completely upon the property of a single individual, partnership, or corporation unless such waters are used in interstate commerce." Code of Alabama 1975, Section 22-22-1(b)(2). Waters "include all navigable waters" as defined in Section 502(7) of the FWPCA, 22 U.S.C. Section 1362(7), which are within the State of Alabama.
46. Week – means the period beginning at twelve midnight Saturday and ending at twelve midnight the following Saturday.

47. Weekly (7-day and calendar week) Average – is the arithmetic mean of all samples collected during a consecutive 7-day period or calendar week, whichever is applicable. The calendar week is defined as beginning on Sunday and ending on Saturday. Weekly averages shall be calculated for all calendar weeks with Saturdays in the month. If a calendar week overlaps two months (i.e., the Sunday is in one month and the Saturday in the following month), the weekly average calculated for the calendar week shall be included in the data for the month that contains the Saturday.

I. SEVERABILITY

The provisions of this permit are severable, and if any provision of this permit or the application of any provision of this permit to any circumstance is held invalid, the application of such provision to other circumstances, and the remainder of this permit, shall not be affected thereby.

PART IV SPECIFIC REQUIREMENTS, CONDITIONS, AND LIMITATIONS

A. SLUDGE MANAGEMENT PRACTICES

1. Applicability

- a. Provisions of Provision IV.A. apply to a sewage sludge generated or treated in treatment works that is applied to agricultural and non-agricultural land, or that is otherwise distributed, marketed, incinerated, or disposed in landfills or surface disposal sites.
- b. Provisions of Provision IV.A. do not apply to:
 - (1) Sewage sludge generated or treated in a privately owned treatment works operated in conjunction with industrial manufacturing and processing facilities and which receive no domestic wastewater.
 - (2) Sewage sludge that is stored in surface impoundments located at the treatment works prior to ultimate disposal.

2. Submitting Information

- a. If applicable, the Permittee must submit annually with its Municipal Water Pollution Prevention (MWPP) report the following:
 - (1) Type of sludge stabilization/digestion method;
 - (2) Daily or annual sludge production (dry weight basis);
 - (3) Ultimate sludge disposal practice(s).
- b. The Permittee shall provide sludge inventory data to the Director as requested. These data may include, but are not limited to, sludge quantity and quality reported in Provision IV.A.2.a as well as other specific analyses required to comply with State and Federal laws regarding solid and hazardous waste disposal.
- c. The Permittee shall give prior notice to the Director of at least 30 days of any change planned in the Permittee's sludge disposal practices.

3. Reopener or Modification

- a. Upon review of information provided by the Permittee as required by Provision IV.A.2. or, based on the results of an on-site inspection, the permit shall be subject to modification to incorporate appropriate requirements.
- b. If an applicable "acceptable management practice" or if a numerical limitation for a pollutant in sewage sludge promulgated under Section 405 of FWPCA is more stringent than the sludge pollutant limit or acceptable management practice in this permit. This permit shall be modified or revoked or reissued to conform to requirements promulgated under Section 405. The Permittee shall comply with the limitations no later than the compliance deadline specified in applicable regulations as required by Section 405 of FWPCA.

B. EFFLUENT TOXICITY LIMITATIONS AND BIOMONITORING REQUIREMENTS FOR CHRONIC TOXICITY

1. Chronic Toxicity Test

- a. The permittee shall perform short-term chronic toxicity tests on the wastewater at Outfall 0011.
- b. The samples shall be diluted using appropriate control water to the Instream Waste Concentration (IWC) which is 68 % effluent. The IWC is the actual concentration of effluent, after mixing, in the receiving stream during a 7-day, 10-year low flow period.
- c. Any test result that shows a statistically significant reduction in survival, growth, or reproduction between the control and test samples at the 95% confidence level indicates chronic toxicity and shall constitute noncompliance with this permit.

2. General Test Requirements

- a. A minimum of three (3) 24-hour composite samples shall be obtained for use in the above biomonitoring tests. Samples shall be collected every other day so that the laboratory receives water samples on the first, third, and fifth day of the seven-day test period. The holding time for each composite sample shall not exceed 36 hours. The control water shall be a water prepared in the laboratory in accordance with the EPA procedure described in EPA 821-R-02-013 (most current edition) or another control water selected by the Permittee and approved by the Department.
- b. Test results shall be deemed unacceptable and the Permittee shall rerun the tests as soon as practical within the monitoring period for the following:
 - (1) For testing with *P. promelas*, effluent toxicity tests with control survival of less than 80% or if dry weight per surviving control organism is less than 0.25 mg;

- (2) For testing with *C. dubia*, if the number of young per surviving control organism is less than 15 or if less than 60% of surviving control females produce three broods; or
 - (3) If the other requirements of the EPA Test Procedure are not met.
 - c. In the event of an invalid test, upon subsequent completion of a valid test, the results of all tests, valid and invalid, are to be reported to the Department along with an explanation of the tests performed and the test results.
 - d. Toxicity tests shall be conducted for the duration of this permit in the month of November. Should results from the Annual Toxicity test indicate that Outfall 001-1 exhibits chronic toxicity, then the Permittee must conduct the follow-up testing described in Part IV.B.4.a. In addition, the Permittee may then also be required to conduct toxicity testing in the months of FEBRUARY, MAY, AUGUST, and NOVEMBER.
3. Reporting Requirements
 - a. The Permittee shall notify the Department in writing within 48 hours after toxicity has been demonstrated by the scheduled test(s).
 - b. Biomonitoring test results obtained during each monitoring period shall be summarized and reported using the appropriate Discharge Monitoring Report (DMR) form approved by the Department. In accordance with Section 2 of this part, an effluent toxicity report containing the information in Sections 2 and 6 shall be included with the DMR. Two copies of the test results must be submitted to the Department no later than 28 days after the month that tests were performed.
4. Additional Testing Requirements
 - a. If chronic toxicity is indicated (i.e., noncompliance with permit limit), then the Permittee must perform two additional valid chronic toxicity tests in accordance with these procedures to determine the extent and duration of the toxic condition. The toxicity tests shall run consecutively beginning on the first calendar week following the date that the Permittee became aware of the permit noncompliance. The results of these follow-up tests shall be submitted to the Department no later than 28 days following the month the tests were performed.
 - b. After evaluation of the results of the follow-up tests, the Department will determine if additional action is appropriate and may require additional testing and/or toxicity reduction measures. The permittee may be required to perform a Toxicity Identification Evaluation (TIE) and/or a Toxicity Reduction Evaluation (TRE). The TIE/TRE shall be performed in accordance with the most recent protocols and guidance outlined by EPA (e.g., EPA/600/2-88/062, EPA/600/R-92/080, EPA/600/R-91-003, EPA/600/R-92/081, EPA/833/B-99/022, and/or EPA/600/6-91/005F)
5. Test Methods

The tests shall be performed in accordance with the latest edition of the "EPA Short-Term Methods for Estimating the Chronic Toxicity of Effluents and Receiving Waters to Freshwater Organisms." The Larval Survival and Growth Test, Method 1000.0, shall be used for the fathead minnow (*Pimephales promelas*) test and the Survival and Reproduction Test, Method 1002.0, shall be used for the cladoceran (*Ceriodaphnia dubia*) test.
6. Effluent Toxicity Testing Reports

The following information shall be submitted with each DMR unless otherwise directed by the Department. The Department may at any times suspend or reinstate this requirement or may decrease or increase the frequency of submittals.

 - a. Introduction
 - (1) Facility name, location and county
 - (2) Permit number
 - (3) Toxicity testing requirements of permit
 - (4) Name of receiving water body
 - (5) Contract laboratory information (if tests are performed under contract)
 - (a) Name of firm
 - (b) Telephone number
 - (c) Address
 - (6) Objective of test
 - b. Plant Operations
 - (1) Discharge Operating schedule (if other than continuous)
 - (2) Volume of discharge during sample collection to include Mean daily discharge on sample collection dates (MGD, CFS, GPM)
 - (3) Design flow of treatment facility at time of sampling

c. Source of Effluent and Dilution Water

(1) Effluent samples

- (a) Sampling point
- (b) Sample collection dates and times (to include composite sample start and finish times)
- (c) Sample collection method
- (d) Physical and chemical data of undiluted effluent samples (water temperature, pH, alkalinity, hardness, specific conductance, total residual chlorine (if applicable), etc.)
- (e) Lapsed time from sample collection to delivery
- (f) Lapsed time from sample collection to test initiation
- (g) Sample temperature when received at the laboratory

(2) Dilution Water

- (a) Source
- (b) Collection/preparation date(s) and time(s)
- (c) Pretreatment (if applicable)
- (d) Physical and chemical characteristics (water temperature, pH, alkalinity, hardness, specific conductance, etc.)

d. Test Conditions

- (1) Toxicity test method utilized
- (2) End point(s) of test
- (3) Deviations from referenced method, if any, and reason(s)
- (4) Date and time test started
- (5) Date and time test terminated
- (6) Type and volume of test chambers
- (7) Volume of solution per chamber
- (8) Number of organisms per test chamber
- (9) Number of replicate test chambers per treatment
- (10) Test temperature, pH, and dissolved oxygen as recommended by the method (to include ranges)
- (11) Specify if aeration was needed
- (12) Feeding frequency, amount, and type of food
- (13) Specify if (and how) pH control measures were implemented
- (14) Light intensity (mean)

e. Test Organisms

- (1) Scientific name
- (2) Life stage and age
- (3) Source
- (4) Disease(s) treatment (if applicable)

f. Quality Assurance

- (1) Reference toxicant utilized and source
- (2) Date and time of most recent chronic reference toxicant test(s), raw data, and current control chart(s). (The most recent chronic reference toxicant test shall be conducted within 30 days of the routine.)
- (3) Dilution water utilized in reference toxicant test
- (4) Results of reference toxicant test(s) (NOEC, IC25, etc.); report concentration-response relationship and evaluate test sensitivity
- (5) Physical and chemical methods utilized

g. Results

- (1) Provide raw toxicity data in tabular form, including daily records of affected organisms in each concentration (including controls) and replicate
- (2) Provide table of endpoints: NOECs, IC25s, PASS/FAIL, etc. (as required in the applicable NPDES permit)
- (3) Indicate statistical methods used to calculate endpoints
- (4) Provide all physical and chemical data required by method
- (5) Results of test(s) (NOEC, IC25, PASS/FAIL, etc.), report concentration-response relationship (definitive test only), report percent minimum significant difference (PMSD) calculated for sublethal endpoints determined by hypothesis testing.

h. Conclusions and Recommendations

- (1) Relationship between test endpoints and permit limits

(2) Actions to be taken

1/ Adapted from "Short-Term Methods for Estimating the Chronic Toxicity of Effluents and Receiving Waters to Freshwater Organisms", Fourth Edition, October 2002 (EPA 821-R-02-013), Section 10, Report Preparation.

C. TOTAL RESIDUAL CHLORINE (TRC) REQUIREMENTS

1. If chlorine is not utilized for disinfection purposes, TRC monitoring under Part I of this Permit is not required. If TRC monitoring is not required (conditional monitoring), "*9" or "NODI = 9" (if hard copy) should be reported on the DMR forms.
2. Testing for TRC shall be conducted according to either the amperometric titration method or the DPD colorimetric method as specified in Section 408(C) or (E), Standards Methods for the Examination of Water and Wastewater, 18th edition. If chlorine is not detected prior to actual discharge to the receiving stream using one of these methods (i.e., the analytical result is less than the detection level), the Permittee shall report on the DMR form "*B", "NODI = B" (if hard copy), or "0". The Permittee shall then be considered to be in compliance with the daily maximum concentration limit for TRC.
3. This permit contains a maximum allowable TRC level in the effluent. The Permittee is responsible for determining the minimum TRC level needed in the chlorine contact chamber to comply with E.coli limits. The effluent shall be dechlorinated if necessary to meet the maximum allowable effluent TRC level.
4. The sample collection point for effluent TRC shall be at a point downstream of the chlorine contact chamber (downstream of dechlorination if applicable). The exact location is to be approved by the Director.

D. PLANT CLASSIFICATION

The Permittee shall report to the Director within 30 days of the effective date of this permit, the name, address and operator number of the certified wastewater operator in responsible charge of the facility. Unless specified elsewhere in this permit, this facility shall be classified in accordance with ADEM Admin. Code R. 335-10-1-.03.

E. POLLUTANT SCANS

The Permittee shall sample and analyze for the pollutants listed in 40 CFR 122 Appendix J Table 2. The Permittee shall provide data from a minimum of three samples collected within the four and one half years prior to submitting a permit application. Samples must be representative of the seasonal variation in the discharge from each outfall.

F. STORM WATER REQUIREMENTS

1. Prohibitions

- a. The Permittee shall not allow the discharge of non-storm water into permitted storm water outfall(s) unless said discharge is already subject to an NPDES permit.
- b. Pollutants removed in the course of treatment or control shall be disposed in a manner that complies with all applicable Department rules and regulations.

2. Operational and Management Practices

The permittee shall prepare and implement a Storm Water Pollution Prevention (SWPP) Plan within one year of the effective date of this permit.

a. In the SWPP Plan, the Permittee shall:

- (1) Assess the treatment plant site by developing and presenting site drainage maps, materials inventory, and best management operational practices. The plan shall also include a description of all spill or leak sources;
- (2) Describe mechanisms and procedures to prevent the contact of sewage sludge, screenings, raw or partially treated wastewater, or any other waste product or pollutant with storm water discharged from the facility;
- (3) Provide for daily inspection on workdays of any structures that function to prevent storm water pollution or that remove pollutants from storm water;
- (4) Provide for daily inspection of the facility in general to ensure that the SWPP Plan is continually implemented and effective;
- (5) Include a Best Management Practices (BMP) Plan that, as a minimum, addresses housekeeping, preventative maintenance, spill prevention and response, and non-storm water discharges;
- (6) Describe mechanisms and procedures to provide sediment control sufficient to prevent or control storm water pollution storm water by particles resulting from soil or sediment migration from the site due to significant clearing, grading, or excavation activities;

- (7) Designate by position or name the person or persons responsible for the day to day implementation of the SWPP Plan; and
 - (8) Bear the signature of an individual meeting signatory requirements as defined in ADEM Administrative Code, Rule 335-6-6-.09.
- b. The Director or his designee may notify the permittee at any time that the SWPP Plan is deficient and will require correction of the deficiency. The permittee shall correct any SWPP Plan deficiency identified by the Director or his designee within 30 days of receipt of notification and shall certify to the Department that the correction has been made and implemented.
 - c. Administrative Procedures
 - (1) A copy of the SWPP Plan shall be maintained at the facility and shall be available for inspection by the Department.
 - (2) A log of daily inspections required by Provision IV.F.2.a.(3.) of the permit shall be maintained at the facility and shall be made available for inspection by the Department upon request. The log shall contain records of all inspections performed and each daily entry shall be signed by the person performing the inspection.
 - (3) The Permittee shall provide training for any personnel required to implement the SWPP Plan and shall retain documentation of such training at the facility. Training records for all personnel shall be available for inspection by the Department. Training shall be performed prior to the date implementation is required.
3. Monitoring Requirements
- a. Storm water discharged through each storm water outfall shall be sampled once per calendar year, using first flush grab samples (FFGS) collected during the first 30 minutes of discharge.
 - b. The total volume of storm water discharged for the event must be monitored, including the date and duration (in hours) and rainfall (in inches) for the storm event(s) sampled. The duration between the storm event sampled and the end of the previous measurable (greater than 0.1 inch rainfall) storm event must be a minimum of 72 hours. This information must be recorded as part of the sampling procedure and records retained in accordance with Provision I.B.5. of this permit. The volume may be measured using flow measurement devices or may be estimated using any method approved in writing by the Department.

G. SANITARY SEWER OVERFLOW RESPONSE PLAN

1. SSO Response Plan

Within 120 days of the effective date of this Permit, the Permittee shall develop a Sanitary Sewer Overflow (SSO) Response Plan to establish timely and effective methods for responding to notifiable sanitary sewer overflows. The SSO Response Plan shall address each of the following:

- a. General Information:
 - (1) Approximate population of City/Town, if applicable
 - (2) Approximate number of customers served by the Permittee
 - (3) Identification of any subbasins designated by the Permittee, if applicable
 - (4) Identification of estimated linear feet of sanitary sewers
 - (5) Number of Pump/Lift Stations in the collection system
- b. Responsibility Information:
 - (1) The title(s) and contact information of key position(s) who will coordinate the SSO response, including information for a backup coordinator in the event that the primary SSO coordinator is unavailable. The SSO coordinator is the person responsible for assessing the SSO and initiating a series of response actions based on the type, severity, and destination of the SSO, except for routine SSOs for which the coordinator may pre-approve written procedures. Routine SSOs are those for which the corrective action procedures are generally consistent.
 - (2) The title(s), and contact information of key position(s) who will respond to SSOs, including information for backup responder(s) in the event the primary responder(s) are unavailable (i.e., position(s) who provide notification to the Department, the public, the county health department, and other affected entities such as

public water systems; position(s) responsible for organizing crews for response; position(s) responsible for addressing public inquiries)

c. SSO and Surface Water Assessment

- (1) Identification of locations within the collection system at which an SSO is likely to occur (e.g., based upon historical SSOs, lift stations where electricity may be lost, etc.)
- (2) A map of the general collection system area, including identification of surface waterbodies and the location(s) of public drinking water source(s). Mapping of all collection system piping, pump stations, etc. is not required; however, if this information is already available, it should be included.
- (3) Identification of surface waterbodies within the collection system area which are classified as Swimming according to ADEM Admin. Code chap. 335-6-11. References available to assist in this requirement include: <http://www.adem.alabama.gov/a/EnviroRegLaws/files/Division6Voll.pdf> and http://gis.adem.alabama.gov/ADEM_Dash/use_class/index.html
- (4) Identification of surface waterbodies within the collection system area which are not classified as Swimming as indicated in paragraph c above, but are known locally as areas where swimming occurs or as areas that are heavily recreated

d. Public Reporting of SSOs

- (1) Contact information for the public to report an SSO to the Permittee, during both normal and outside of normal business hours (e.g., telephone number, website, email address, etc.)
- (2) Information requested from the person reporting an SSO to assist the Permittee in identifying the SSO (e.g., date, time, location, contact information)
- (3) Procedures for communication of the SSO report to the appropriate positions for follow-up investigation and response, if necessary

e. Procedures to immediately notify the Department, the county health department, and other affected entities (such as public water systems) upon becoming aware of notifiable SSOs

f. Public Notification Methods for SSOs

- (1) A listing of methods that are feasible, as determined by the Permittee, for public notifications (e.g., flyers distributed to nearby residents; signs posted at the location of the SSO, where the SSO enters a water of the state, and/or at a central public location; signs posted at fishing piers, boat launches, parks, swimming waterbodies, etc.; website and/or social media notifications; local print or radio and broadcast media notifications; "opt in" email, text message, or automated phone message notifications)
 - (a) If signage is a feasible method for public notification, procedures for use and removal of signage (e.g., availability and maintenance of signs, appropriate duration of postings)
- (2) Minimum information to be included in public notifications (e.g., identification that an SSO has occurred, date, duration if known, estimated volume if known, location of the SSO by street address or other appropriate method, initial destination of the SSO)
- (3) Procedures developed by the Permittee for determining the appropriate public notification method(s) based upon the potential for public exposure to health risks associated with the SSO

g. Standard Procedures shall be developed by the Permittee and shall include, at a minimum:

- (1) General SSO Response Procedures (e.g., procedures for dispatching staff to assess/correct an SSO; procedures for routine SSO corrective actions such as those for sewer blockages, overflowing manholes, line breakages, pump station power failure, etc.; procedures for disinfection of affected area, if applicable);
- (2) Procedures for collection and proper disposal of the SSO, if feasible.
- (3) General procedures for coordinating instream water quality monitoring, including, but not limited to, procedures for mobilizing staff, collecting samples, and typical test methods should the Department or the Permittee

determine monitoring is appropriate following an SSO. Identification of a contractor who will collect and analyze the sample(s) may be listed in lieu of the procedures.

- (4) References to other documents (such as Standard Operating Procedures for SSO Responses) may be acceptable for this section; however, the referenced document shall be identified and shall be reviewed at a frequency of at least that required by the Administrative Procedures Section.
- h. Date of the SSO Response Plan, dates of all modifications and/or reviews, the title and signature of the reviewer(s) for each date and the signature of the responsible official or the appropriate designee.

2. SSO Response Plan Implementation

Except as otherwise required by this Permit, the Permittee shall fully implement the SSO Response Plan as soon as practicable, but no later than 180 days after the effective date of this Permit.

3. Department Review of the SSO Response Plan

- a. When requested by the Director or his designee, the Permittee shall make the SSO Response Plan available for review by the Department.
- b. Upon review, the Director or his designee may notify the Permittee that the SSO Response Plan is deficient and require modification of the Plan.
- c. Within thirty days of receipt of notification, or an alternate timeframe as approved by the Department, the Permittee shall modify any SSO Response Plan deficiency identified by the Director or his designee and shall certify to the Department that the modification has been made.

4. SSO Response Plan Administrative Procedures

- a. The Permittee shall maintain a copy of the SSO Response Plan at the permitted facility or an alternate location approved by the Department in writing and shall make it available for inspection by the Department.
- b. The Permittee shall make a copy of the SSO Response Plan available to the public upon written request within 30 days of such request. The Permittee may redact information which may present security issues, such as location of public water supplies, identification of specific details of vulnerabilities, employee information, etc.
- c. The Permittee shall provide training for any personnel required to implement the SSO Response Plan and shall retain at the facility documentation of such training. This documentation shall be available for inspection by the Department. Training shall be provided for existing personnel prior to the date by which implementation of the SSO Response Plan is required and for new personnel as soon as possible. Should significant revisions be made to the SSO Response Plan, training regarding the revisions shall be conducted as soon as possible.
- d. The Permittee shall complete a review and evaluation of the SSO Response Plan at least once every three years. Documentation of the SSO Response Plan review and evaluation shall be signed and dated by the responsible official or the appropriate designee as part of the SSO Response Plan.



Alabama Department of Environmental Management
adem.alabama.gov

1400 Coliseum Blvd. 36110-2400 ■ Post Office Box 301463
Montgomery, Alabama 36130-1463
(334) 271-7700 ■ FAX (334) 271-7950

FACT SHEET

**APPLICATION FOR
NATIONAL POLLUTANT DISCHARGE ELIMINATION SYSTEM
PERMIT TO DISCHARGE POLLUTANTS TO WATERS OF
THE STATE OF ALABAMA**

Date: May 18, 2021

Prepared By: Michael Simmons

NPDES Permit No. AL0027782

1. Name and Address of Applicant:

The Water Works and Sewer Board of the City of Monroeville
Post Office Box 674
Monroeville, AL 36460

2. Name and Address of Facility:

Monroeville Double Branch WWTP
2189 Highway 47 South
Monroeville, Alabama 36460

3. Description of Applicant's Type of Facility and/or Activity Generating the Discharge:

Waste Water Treatment Plant

4. Applicant's Receiving Waters

<u>Receiving Waters</u>	<u>Classifications</u>
DOUBLE BRANCH CREEK	F&W

For the Outfall latitude and longitude see the permit application.

5. Permit Conditions:

See attached Rationale and Draft Permit.

6. PROCEDURES FOR THE FORMULATION OF FINAL DETERMINATIONS

a. Comment Period

The Alabama Department of Environmental Management proposes to issue this NPDES permit subject to the limitations and special conditions outlined above. This determination is tentative.

Interested persons are invited to submit written comments on the draft permit to the following address:

Birmingham Branch
110 Vulcan Road
Birmingham, AL 35209-4702
(205) 942-6168
(205) 941-1603 (FAX)

Decatur Branch
2715 Sandlin Road, S.W.
Decatur, AL 35603-1333
(256) 353-1713
(256) 340-9359 (FAX)



Mobile Branch
2204 Perimeter Road
Mobile, AL 36615-1131
(251) 450-3400
(251) 479-2593 (FAX)

Mobile-Coastal
3664 Dauphin Street, Suite B
Mobile, AL 36608
(251) 304-1176
(251) 304-1189 (FAX)

**Jeffery W. Kitchens, Chief
ADEM-Water Division
1400 Coliseum Blvd.
[Mailing address: PO Box 301463; Zip 36130-1463]
Montgomery, Alabama 36110-2400
(334) 271-7823
water-permits@adem.alabama.gov**

All comments received prior to the closure of the public notice period (see public notice for date) will be considered in the formulation of the final determination with regard to this permit.

b. Public Hearing

A written request for a public hearing may be filed within the public notice period and must state the nature of the issues proposed to be raised in the hearing. A request for a hearing should be filed with the Department at the following address:

**Jeffery W. Kitchens, Chief
ADEM-Water Division
1400 Coliseum Blvd.
[Mailing address: PO Box 301463; Zip 36130-1463]
Montgomery, Alabama 36110-2400
(334) 271-7823
water-permits@adem.alabama.gov**

The Director shall hold a public hearing whenever it is found, on the basis of hearing requests, that there exists a significant degree of public interest in a permit application or draft permit. The Director may hold a public hearing whenever such a hearing might clarify one or more issues involved in the permit decision. Public notice of such a hearing will be made in accordance with ADEM Admin. Code r. 335-6-6-.21.

c. Issuance of the Permit

All comments received during the public comment period shall be considered in making the final permit decision. At the time that any final permit decision is issued, the Department shall prepare a response to comments in accordance with ADEM Admin. Code r. 335-6-6-.21. **The permit record, including the response to comments, will be available to the public via the eFile System (<http://app.adem.alabama.gov/eFile/>) or an appointment to review the record may be made by writing the Permits and Services Division at the above address.**

Unless a request for a stay of a permit or permit provision is granted by the Environmental Management Commission, the proposed permit contained in the Director's determination shall be issued and effective, and such issuance will be the final administrative action of the Alabama Department of Environmental Management.

d. Appeal Procedures

As allowed under ADEM Admin. Code chap. 335-2-1, any person aggrieved by the Department's final administrative action may file a request for hearing to contest such action. Such requests should be received by the Environmental Management Commission within thirty days of issuance of the permit. Requests should be filed with the Commission at the following address:

**Alabama Environmental Management Commission
1400 Coliseum Blvd
(Mailing Address: Post Office Box 301463; Zip 36130-1463)
Montgomery, Alabama 36110-2059**

All requests must be in writing and shall contain the information provided in ADEM Admin. Code r. 335-2-1-.04.

NPDES PERMIT RATIONALE

NPDES Permit No: **AL0027782** Date: **May 18, 2021**

Permit Applicant: **The Water Works and Sewer Board of the City of Monroeville
Post Office Box 674
Monroeville, Alabama 36460**

Location: **Monroeville Double Branch WWTP
2189 Highway 47 South
Monroeville, Alabama 36460**

Draft Permit is: Initial Issuance:
Reissuance due to expiration: **X**
Modification of existing permit:
Revocation and Reissuance:

Basis for Limitations: Water Quality Model: **CBOD₅, NH₃-N, and DO**
Reissuance with no modification: **CBOD₅, CBOD₅ % Removal, Copper,
DO, NH₃-N, pH, TRC, TSS, TSS %
Removal, Zinc**
Instream calculation at 7Q10: **68 %**
Toxicity based: **TRC**
Secondary Treatment Levels: **CBOD₅ % Removal, TSS, TSS %
Removal**
Other (described below): **Copper, E. Coli, pH, Zinc**

Design Flow in Million Gallons per Day: **1 MGD**

Major: **Yes**

Description of Discharge: **Outfall Number 0011; Effluent discharge to Double
Branch Creek, which is classified as Fish & Wildlife**
**Outfall Number 002S; Effluent discharge to Double
Branch Creek, which is classified as Fish & Wildlife**

Discussion:

This is a permit reissuance due to expiration. The effluent discharge is UT to Limestone Creek but is locally known as Double Branch Creek. Limits for Five Day Carbonaceous Biochemical Oxygen Demand (CBOD₅), Total Ammonia-Nitrogen (NH₃-N), and Dissolved Oxygen (DO) were developed based on a Waste Load Allocation (WLA) model that was completed by ADEM's Water Quality Branch (WQB) on August 28, 2015. The monthly average limits for CBOD₅ and NH₃-N are 25.0 mg/L and 3.0 mg/L, respectively. The daily minimum DO limit is 6.0 mg/L.

The pH daily minimum and daily maximum limits of 6.0 and 8.5 S.U, respectively, were developed to be supportive of the water-use classification of the receiving stream. The Total Residual Chlorine (TRC) limits of 0.016 mg/L (monthly average) and 0.028 mg/L (daily maximum) are based on EPA's

recommended water quality values and on the current Toxicity Rationale, which considers the available dilution in the receiving stream. In accordance with a letter dated August 11, 1998 from EPA Headquarters and a 1991 memorandum from EPA Region 4's Environmental Services Division (ESD), due to testing and method detection limitations, a Total Residual Chlorine measurement below 0.05 mg/L shall be considered below detection for compliance purposes. Monitoring for TRC is only applicable if chlorine is utilized for disinfection purposes.

The Department revised bacteriological criteria in ADEM Administrative Code R.335-6-10-.09. As a result, this permit includes E. coli limits and seasons that are consistent with the revised regulations. The imposed E. coli limits were determined based on the water-use classification of the receiving stream. Since Double Branch Creek is classified as Fish & Wildlife, the limits for May – October are 126 col/100ml (monthly average) and 298 col/100ml (daily maximum), while the limits for November – April are 548 col/100ml (monthly average) and 2507 col/100ml (daily maximum).

The Total Suspended Solids (TSS) and TSS % removal limits of 30.0 mg/L monthly average and 85.0%, respectively, are based on the requirements of 40 CFR part 133.102 regarding Secondary Treatment. A minimum percent removal limit of 85.0% is imposed for CBOD₅ also in accordance with 40 CFR 133.102 regarding Secondary Treatment.

This permit requires the Permittee to monitor and report the nutrient-related parameters of Total Kjeldahl Nitrogen (TKN), Nitrate plus Nitrite Nitrogen (N02+N03-N) and Total Phosphorus (TP). Monitoring for these nutrient related parameters is imposed so that sufficient information will be available regarding the nutrient contribution from this point source, should it be necessary at some later time to impose nutrient limits on this discharge.

Because this is a major facility (design capacity greater than 1 MGD) treating municipal wastewater, chronic toxicity testing with two species (*Ceriodaphnia* and *Pimephales*) is being imposed on this permit. The permit application indicates that an industrial facility discharges to Double Branch WWTP. However, the industrial facility does not meet the requirements that would categorize them as a significant industrial user. The industrial discharger consists of wood drying. Toxicity testing is imposed for both survival and life-cycle impairment (i.e., growth and reproduction). Chronic toxicity at the IWC of 68 percent is required once per year during the month of November. If the toxicity tests of the effluent from Outfall 0011 indicate chronic toxicity, then toxicity tests may be required to be conducted during the months of February, May, August and November.

The Department completed a reasonable potential analysis (RPA) of the discharge based on the application data and DMR data. The Department also considers background data upstream of the point of discharge in the RPA; however, there is no available background data for this discharge. The RPA indicates whether pollutants in treated effluent have potential to contribute to excursions of Alabama's in-stream water quality standards. Based on the DMR and application data submitted by the Permittee, it appears reasonable potential does not exist to cause an in-stream water quality criteria exceedance for cadmium. The removal of cadmium is not backsliding since the decrease would result in water quality standards being obtained and the revision is consistent with the Department's anti-degradation policy. As a result, the Department in this reissuance will remove the monitoring requirements and limits for cadmium. However, it appears reasonable potential may exist to cause an in-stream water quality criteria exceedance for copper and zinc. The limits for Total Recoverable Copper (Cu) and Total Recoverable Zinc (Zn) will remain in this reissuance. The limits for Cu are 18.7 µg/L (monthly average) and 24.4 µg/L (maximum daily). The limit for Zn is 267.5 µg/L (monthly average and maximum daily).

During the period beginning on the effective date of this permit and lasting through the expiration date of this permit, the Permittee is authorized to discharge from Outfall 002S, which is described more fully in

the Permittee's application as a storm water outfall located at the wastewater treatment plant. Outfall 002S is the same physical location as Outfall 0011. Storm water runoff monitoring is being imposed by this permit based on 40 CFR Part 122. Storm water runoff is to be monitored annually. Oil and Grease (O&G) is to be monitored in this permit due to the potential for this contaminate to be present based on the nature of this operation. O&G will be limited to 15 mg/l as a daily maximum limit.

The monitoring frequency for CBOD₅, DO, E. Coli, NH₃-N, pH, TRC, and TSS is three times per week. The monitoring frequency for TKN, N02+N03-N and TP is once per month. CBOD₅ % and TSS % removal are to be calculated once per month. Cu and Zn are to be monitored once per month. Flow is to be continuously monitored daily.

Double Branch Creek is a Tier I stream and is not listed on the most recent 303(d) list. There are no TMDLs affecting this discharge.

ADEM Administrative Rule 335-6-10-.12 requires applicants for new or expanded discharges to Tier II waters demonstrate that the proposed discharge is necessary for important economic or social development in the area in which the waters are located. The application submitted by the facility is not for a new or expanded discharge to a Tier II water body, so the applicant is not required to demonstrate that the discharge is necessary for economic and social development.

Prepared by: Michael N. Simmons

TOXICITY AND DISINFECTION RATIONALE

Facility Name:	Monroeville Double Branch WWTP	
NPDES Permit Number:	AL0027782	
Receiving Stream:	Double Branch Creek	
Facility Design Flow (Q _w):	1.000 MGD	
Receiving Stream 7Q ₁₀ :	0.730 cfs	
Receiving Stream 1Q ₁₀ :	0.550 cfs	
Winter Headwater Flow (WHF):	1.35 cfs	
Summer Temperature for CCC:	30 deg. Celsius	
Winter Temperature for CCC:	30 deg. Celsius	
Headwater Background NH ₃ -N Level:	0.11 mg/l	
Receiving Stream pH:	7.0 s.u.	
Headwater Background FC Level (summer):	N./A.	(Only applicable for facilities with diffusers.)
(winter):	N./A.	

The Stream Dilution Ratio (SDR) is calculated using the 7Q₁₀ for all stream classifications.

$$\text{Stream Dilution Ratio (SDR)} = \frac{Q_w}{7Q_{10} + Q_w} = 67.94\%$$

AMMONIA TOXICITY LIMITATIONS

Toxicity-based ammonia limits are calculated in accordance with the *Ammonia Toxicity Protocol* and the *General Guidance for Writing Water Quality Based Toxicity Permits*.

If the Limiting Dilution is less than 1%, the waterbody is considered stream-dominated and the CMC applies.

If the Limiting Dilution is greater than 1%, the waterbody is considered effluent-dominated and the CCC applies.

$$\begin{aligned} \text{Limiting Dilution} &= \frac{Q_w}{7Q_{10} + Q_w} \\ &= 67.94\% \qquad \qquad \qquad \text{Effluent-Dominated, CCC Applies} \end{aligned}$$

$$\begin{aligned} \text{Criterion Maximum Concentration (CMC):} & \quad \text{CMC} = 0.411 / (1 + 10^{(7.204 - \text{pH})}) + 58.4 / (1 + 10^{(\text{pH} - 7.204)}) \\ \text{Criterion Continuous Concentration (CCC):} & \quad \text{CCC} = [0.0577 / (1 + 10^{(7.688 - \text{pH})}) + 2.487 / (1 + 10^{(\text{pH} - 7.688)})] * \text{Min}[2.85, 1.45 * 10^{(0.028 * (25 - T))}] \end{aligned}$$

	<u>CMC</u>	<u>CCC</u>
Allowable Summer Instream NH ₃ -N:	36.09 mg/l	2.18 mg/l
Allowable Winter Instream NH ₃ -N:	36.09 mg/l	2.18 mg/l

$$\begin{aligned} \text{Summer NH}_3\text{-N Toxicity Limit} &= \frac{[(\text{Allowable Instream NH}_3\text{-N}) * (7Q_{10} + Q_w)] - [(\text{Headwater NH}_3\text{-N}) * (7Q_{10})]}{Q_w} \\ &= 3.2 \text{ mg/l NH}_3\text{-N at } 7Q_{10} \end{aligned}$$

$$\begin{aligned} \text{Winter NH}_3\text{-N Toxicity Limit} &= \frac{[(\text{Allowable Instream NH}_3\text{-N}) * (\text{WHF} + Q_w)] - [(\text{Headwater NH}_3\text{-N}) * (\text{WHF})]}{Q_w} \\ &= \text{N./A.} \end{aligned}$$

The ammonia limits established in the permit will be the lesser of the DO-based ammonia limit (from the wasteload allocation model) or the toxicity limits calculated above.

	<u>DO-based NH₃-N limit</u>	<u>Toxicity-based NH₃-N limit</u>
Summer	3.00 mg/l NH₃-N	3.20 mg/l NH₃-N
Winter	N./A.	N./A.

Summer: The DO based limit of 3.00 mg/l NH₃-N applies.

Winter limits are not applicable.

TOXICITY TESTING REQUIREMENTS (REFERENCE: MUNICIPAL BRANCH TOXICITY PERMITTING STRATEGY)

The following factors trigger toxicity testing requirements:

1. Facility design flow is equal to or greater than 1.0 MGD (major facility).
2. There are significant industrial contributors (SID permits).

Acute toxicity testing is specified for A&I receiving streams, or for stream dilution ratios of 1% or less.

Chronic toxicity testing is specified for all other situations requiring toxicity testing.

Chronic toxicity testing is required

$$\text{Instream Waste Concentration (IWC)} = \frac{Q_w}{7Q_{10} + Q_w} = 67.94\%$$

Note: This number will be rounded up for toxicity testing purposes.

DISINFECTION REQUIREMENTS

Bacteria limits are required, and will be the water quality limit for the receiving stream, except where diffusers are used the limit may be adjusted for the dilution provided by the diffuser.

See the attached Disinfection Guidance for applicable stream standards.

(Non-coastal limits apply)
 Applicable Stream Classification: **Fish & Wildlife**
 Disinfection Type: **Chlorination**
 Limit calculation method: **Limits based on meeting stream standards at the point of discharge.**

	Stream Standard (colonies/100ml)	Effluent Limit (colonies/100ml)
<u>E. Coli (applies to Non-coastal and Shellfish Harvesting Coastal)</u>		
Monthly limit as monthly average (November through April):	548	548
Monthly limit as monthly average (May through October):	126	126
Daily Max (November through April):	2507	2507
Daily Max (May through October):	298	298
<u>Enterococci (applies to Coastal)</u>		
Monthly limit as geometric mean (November through April):	Not applicable	Not applicable
Monthly limit as geometric mean (May through October):	Not applicable	Not applicable
Daily Max (November through April):	Not applicable	Not applicable
Daily Max (May through October):	Not applicable	Not applicable

MAXIMUM ALLOWABLE CHLORINATION LIMITS

Toxicity-based chlorine limits are calculated in accordance with the General Guidance for Writing Water Quality Based Toxicity Permits.

Chlorine has been shown to be acutely toxic at 0.019 mg/l and chronically toxic at 0.011 mg/l.

Maximum allowable TRC in effluent:	0.016 mg/l (chronic)	(0.011)/(SDR)
Maximum allowable TRC in effluent:	0.028 mg/l (acute)	(0.019)/(SDR)

NOTE: A maximum chlorine limit will be imposed such that the instream concentration will not exceed acutely toxic concentrations in A & I streams and chronically toxic concentrations in all other streams, but may not exceed 1.0 mg/l.

Prepared By: Michael Simmons Date: 5/18/2021

Waste Load Allocation Summary

Page 1

REQUEST INFORMATION

request number: 3242

From:	Nicholas Lowe	In Branch/Section	Municipal		
Date Submitted	7/24/2015	Date Required	8/23/2015	FUND Code	605
Receiving Waterbody	Limestone Creek UT	Date Permit application received by NPDES program	8/5/2014		
Previous Stream Name	Limestone Creek				
Facility Name	Monroeville Double Branch WWTP	(Name of Discharger-WQ will use to file)			
		Previous Discharger Name			
River Basin	Alabama	Outfall Latitude	31.51351 (decimal degrees)		
*County	Monroe	Outfall Longitude	-87.35478 (decimal degrees)		
Permit Number	AL0027782	Permit Type	Permit Reissuance		
		Permit Status	Active		
		Type of Discharger	MUNICIPAL		

Do other discharges exist that may impact the model? Yes No

If yes, impacting dischargers names.		Impacting dischargers permit numbers.	
--------------------------------------	--	---------------------------------------	--

Existing Discharge Design Flow	1	MGD	Note: The flow rates given should be those requested for modeling.
Proposed Discharge Design Flow	1	MGD	

Comments included: Yes No

Information Verified By: BCH

Year File Was Created: 1988

Lat/Long Method: Municipal/Industrial

12 Digit HUC Code	031502040303		
Use Classification	F&W		
Site Visit Completed?	<input checked="" type="checkbox"/> Yes <input type="checkbox"/> No	Date of Site Visit	8/13/2015
Waterbody Impaired?	<input type="checkbox"/> Yes <input checked="" type="checkbox"/> No	Date of WLA Response	8/28/2015
Antidegradation	<input type="checkbox"/> Yes <input checked="" type="checkbox"/> No	Approved TMDL?	<input type="checkbox"/> Yes <input checked="" type="checkbox"/> No
Waterbody Tier Level	Tier I	Approval Date of TMDL	
Use Support Category	3		

Waste Load Allocation Information

Modeled Reach Length	12.24	Miles	Date of Allocation	8/28/2015
Name of Model Used	SWQM		Allocation Type	Annual
Model Completed by	Brian Haigler		Type of Model Used	Desk-top
Allocation Developed by	Water Quality Branch			

Waste Load Allocation Summary

Annual Effluent Limits	Conventional Parameters				Other Parameters			
	Qw	MGD	Qw	MGD	Qw	MGD	Qw	MGD
Season			Season		Season		Season	
From			From		From		From	
Through			Through		Through		Through	
CBOD5	25		CBOD5		TP		TP	
NH3-N	3		NH3-N		TN		TN	
TKN			TKN		TSS		TSS	
D.O.	6		D.O.					

"Monitor Only" Parameters for Effluent:			
Parameter	Frequency	Parameter	Frequency
TP	Monthly		
TKN	Monthly		
NO2+NO3-N	Monthly		

Water Quality Characteristics Immediately Upstream of Discharge					
Parameter	Summer		Winter		
CBODu	2	mg/l			mg/l
NH3-N	0.11	mg/l			mg/l
Temperature	30	°C			°C
pH	7	su			su

Hydrology at Discharge Location

Drainage Area Qualifier	Drainage Area	6.82	sq mi
Exact	Stream 7Q10	0.73	cfs
	Stream 1Q10	0.55	cfs
	Stream 7Q2	1.35	cfs
	Annual Average	8.34	cfs

Method Used to Calculate

ADEM Estimate w/USGS Gage Data
75% of 7Q10
ADEM Estimate w/USGS Gage Data
ADEM Estimate w/USGS Gage Data

Comments and/or Notations The receiving waterbody is UT to Limestone Creek, locally known as Double Branch Creek.

ID	Pollutant	Categorization	$Q_1 * C_1 + Q_2 * C_2 + Q_3 * C_3 = Q_4 * C_4$					Error Max Percent Exceeded by Applicable (C ₁)/Max	Error Avg Daily Exceeded by Applicable (C ₁)/Avg	Provision (Regulatory Label)
			Type	Background source (C ₁) Daily Max	Background from other sources (C ₂) Monthly Avg	Background Intermittent (C ₃) Daily Max	Background (C ₄) Monthly Avg			
1	Ammonia**	YES	Metals	0	0	0	0	0	0	0.574
2	Ammonia**		Metals	0	0	0	0	0	0	-
3	Beryllium*		Metals	0	0	0	0	0.24	0.01	0.236
4	Beryllium*		Metals	0	0	0	0	0	0	-
5	Chromium (Chromium III)**		Metals	0	0	0	0	0	0	0.210
6	Copper*/Chromium VI**		Metals	0	0	0	0	31.4	6.59	0.308
7	Copper**		Metals	0	0	0	0	0.025	0.003	0.202
8	Lead**		Metals	0	0	0	0	0.003	0.003	0.505
9	Mercury**		Metals	0	0	0	0	0	0	-
10	Nickel**		Metals	0	0	0	0	0	0	-
11	Nickel*/Mercury**		Metals	0	0	0	0	0	0	-
12	Nickel*/Mercury**		Metals	0	0	0	0	0	0	-
13	Nickel*/Mercury**		Metals	0	0	0	0	0	0	-
14	Thiurea**		Metals	0	0	0	0	0	0	0.330
15	Crude Oil		Metals	0	0	0	0	0	0	-
16	Total Phenic Compounds		Metals	0	0	0	0	0	0	-
17	Hexachlorocyclopentadiene (HxCDD)		Metals	0	0	0	0	81.00	36	-
18	Acetone		VOC	0	0	0	0	0	0	-
19	Acetone		VOC	0	0	0	0	0	0	-
20	Acetone		VOC	0	0	0	0	0	0	-
21	Acetone		VOC	0	0	0	0	0	0	-
22	Acetone		VOC	0	0	0	0	0	0	-
23	Acetone		VOC	0	0	0	0	0	0	-
24	Chlorobenzene		VOC	0	0	0	0	0	0	-
25	Chlorobenzene		VOC	0	0	0	0	0	0	-
26	Chlorobenzene		VOC	0	0	0	0	0	0	-
27	Chlorobenzene		VOC	0	0	0	0	0	0	-
28	Chlorobenzene		VOC	0	0	0	0	0	0	-
29	Chlorobenzene		VOC	0	0	0	0	0	0	-
30	Chlorobenzene		VOC	0	0	0	0	0	0	-
31	Chlorobenzene		VOC	0	0	0	0	0	0	-
32	Chlorobenzene		VOC	0	0	0	0	0	0	-
33	Chlorobenzene		VOC	0	0	0	0	0	0	-
34	Chlorobenzene		VOC	0	0	0	0	0	0	-
35	Chlorobenzene		VOC	0	0	0	0	0	0	-
36	Chlorobenzene		VOC	0	0	0	0	0	0	-
37	Chlorobenzene		VOC	0	0	0	0	0	0	-
38	Chlorobenzene		VOC	0	0	0	0	0	0	-
39	Chlorobenzene		VOC	0	0	0	0	0	0	-
40	Chlorobenzene		VOC	0	0	0	0	0	0	-
41	Chlorobenzene		VOC	0	0	0	0	0	0	-
42	Chlorobenzene		VOC	0	0	0	0	0	0	-
43	Chlorobenzene		VOC	0	0	0	0	0	0	-
44	Chlorobenzene		VOC	0	0	0	0	0	0	-
45	Chlorobenzene		VOC	0	0	0	0	0	0	-
46	Chlorobenzene		VOC	0	0	0	0	0	0	-
47	Chlorobenzene		VOC	0	0	0	0	0	0	-
48	Chlorobenzene		VOC	0	0	0	0	0	0	-
49	Chlorobenzene		VOC	0	0	0	0	0	0	-
50	Chlorobenzene		VOC	0	0	0	0	0	0	-
51	Chlorobenzene		VOC	0	0	0	0	0	0	-
52	Chlorobenzene		VOC	0	0	0	0	0	0	-
53	Chlorobenzene		VOC	0	0	0	0	0	0	-
54	Chlorobenzene		VOC	0	0	0	0	0	0	-
55	Chlorobenzene		VOC	0	0	0	0	0	0	-
56	Chlorobenzene		VOC	0	0	0	0	0	0	-
57	Chlorobenzene		VOC	0	0	0	0	0	0	-
58	Chlorobenzene		VOC	0	0	0	0	0	0	-
59	Chlorobenzene		VOC	0	0	0	0	0	0	-
60	Chlorobenzene		VOC	0	0	0	0	0	0	-
61	Chlorobenzene		VOC	0	0	0	0	0	0	-
62	Chlorobenzene		VOC	0	0	0	0	0	0	-
63	Chlorobenzene		VOC	0	0	0	0	0	0	-
64	Chlorobenzene		VOC	0	0	0	0	0	0	-
65	Chlorobenzene		VOC	0	0	0	0	0	0	-
66	Chlorobenzene		VOC	0	0	0	0	0	0	-
67	Chlorobenzene		VOC	0	0	0	0	0	0	-
68	Chlorobenzene		VOC	0	0	0	0	0	0	-
69	Chlorobenzene		VOC	0	0	0	0	0	0	-
70	Chlorobenzene		VOC	0	0	0	0	0	0	-
71	Chlorobenzene		VOC	0	0	0	0	0	0	-
72	Chlorobenzene		VOC	0	0	0	0	0	0	-
73	Chlorobenzene		VOC	0	0	0	0	0	0	-
74	Chlorobenzene		VOC	0	0	0	0	0	0	-
75	Chlorobenzene		VOC	0	0	0	0	0	0	-
76	Chlorobenzene		VOC	0	0	0	0	0	0	-
77	Chlorobenzene		VOC	0	0	0	0	0	0	-
78	Chlorobenzene		VOC	0	0	0	0	0	0	-
79	Chlorobenzene		VOC	0	0	0	0	0	0	-
80	Chlorobenzene		VOC	0	0	0	0	0	0	-
81	Chlorobenzene		VOC	0	0	0	0	0	0	-
82	Chlorobenzene		VOC	0	0	0	0	0	0	-
83	Chlorobenzene		VOC	0	0	0	0	0	0	-
84	Chlorobenzene		VOC	0	0	0	0	0	0	-
85	Chlorobenzene		VOC	0	0	0	0	0	0	-
86	Chlorobenzene		VOC	0	0	0	0	0	0	-
87	Chlorobenzene		VOC	0	0	0	0	0	0	-
88	Chlorobenzene		VOC	0	0	0	0	0	0	-
89	Chlorobenzene		VOC	0	0	0	0	0	0	-
90	Chlorobenzene		VOC	0	0	0	0	0	0	-
91	Chlorobenzene		VOC	0	0	0	0	0	0	-
92	Chlorobenzene		VOC	0	0	0	0	0	0	-
93	Chlorobenzene		VOC	0	0	0	0	0	0	-
94	Chlorobenzene		VOC	0	0	0	0	0	0	-
95	Chlorobenzene		VOC	0	0	0	0	0	0	-
96	Chlorobenzene		VOC	0	0	0	0	0	0	-
97	Chlorobenzene		VOC	0	0	0	0	0	0	-
98	Chlorobenzene		VOC	0	0	0	0	0	0	-
99	Chlorobenzene		VOC	0	0	0	0	0	0	-
100	Chlorobenzene		VOC	0	0	0	0	0	0	-
101	Chlorobenzene		VOC	0	0	0	0	0	0	-
102	Chlorobenzene		VOC	0	0	0	0	0	0	-
103	Chlorobenzene		VOC	0	0	0	0	0	0	-
104	Chlorobenzene		VOC	0	0	0	0	0	0	-
105	Chlorobenzene		VOC	0	0	0	0	0	0	-
106	Chlorobenzene		VOC	0	0	0	0	0	0	-
107	Chlorobenzene		VOC	0	0	0	0	0	0	-
108	Chlorobenzene		VOC	0	0	0	0	0	0	-
109	Chlorobenzene		VOC	0	0	0	0	0	0	-
110	Chlorobenzene		VOC	0	0	0	0	0	0	-
111	Chlorobenzene		VOC	0	0	0	0	0	0	-
112	Chlorobenzene		VOC	0	0	0	0	0	0	-
113	Chlorobenzene		VOC	0	0	0	0	0	0	-
114	Chlorobenzene		VOC	0	0	0	0	0	0	-
115	Chlorobenzene		VOC	0	0	0	0	0	0	-
116	Chlorobenzene		VOC	0	0	0	0	0	0	-
117	Chlorobenzene		VOC	0	0	0	0	0	0	-
118	Chlorobenzene		VOC	0	0	0	0	0	0	-
119	Chlorobenzene		VOC	0	0	0	0	0	0	-
120	Chlorobenzene		VOC	0	0	0	0	0	0	-
121	Chlorobenzene		VOC	0	0	0	0	0	0	-
122	Chlorobenzene		VOC	0	0	0	0	0	0	-
123	Chlorobenzene		VOC	0	0	0	0	0	0	-
124	Chlorobenzene		VOC	0	0	0	0	0	0	-
125	Chlorobenzene		VOC	0	0	0	0	0	0	-
126	Chlorobenzene		VOC	0	0	0	0	0	0	-
127	Chlorobenzene		VOC	0	0	0	0	0	0	-
128	Chlorobenzene		VOC	0	0	0	0	0	0	-

ID	Flow	Flow (MGD)	Concentration (mg/L)	Flow (MGD)	Concentration (mg/L)	Flow (MGD)	Concentration (mg/L)	Flow (MGD)	Concentration (mg/L)
1	Flow	0.000	0.000	0.000	0.000	0.000	0.000	0.000	0.000
1.54/728	Flow	0.000	0.000	0.000	0.000	0.000	0.000	0.000	0.000
0	Flow	0.000	0.000	0.000	0.000	0.000	0.000	0.000	0.000
0	Flow	0.000	0.000	0.000	0.000	0.000	0.000	0.000	0.000
0.27	Flow	0.000	0.000	0.000	0.000	0.000	0.000	0.000	0.000
0.55	Flow	0.000	0.000	0.000	0.000	0.000	0.000	0.000	0.000
8.34	Flow	0.000	0.000	0.000	0.000	0.000	0.000	0.000	0.000
1.55	Flow	0.000	0.000	0.000	0.000	0.000	0.000	0.000	0.000
7.00	Flow	0.000	0.000	0.000	0.000	0.000	0.000	0.000	0.000

** Using Partition Coefficients
June 10, 2011

Monroeville Double Branch WWTP (AL0027782)

Total Recoverable Cadmium

Monitor Period End Date	Monthly Average ($\mu\text{g/l}$)	Daily Maximum ($\mu\text{g/l}$)
4/30/2016	0	0
5/31/2016	0	0
6/30/2016	0	0
7/31/2016	0	0
8/31/2016	0	0
9/30/2016	0	0
10/31/2016	0	0
11/30/2016	0	0
12/31/2016	0	0
1/31/2017	0	0
2/28/2017	0	0
3/31/2017	0	0
4/30/2017	0	0
5/31/2017	0	0
6/30/2017	0	0
7/31/2017	0	0
8/31/2017	0	0
9/30/2017	0	0
10/31/2017	0	0
11/30/2017	0	0
12/31/2017	0	0
1/31/2018	0	0
2/28/2018	0	0
3/31/2018	0	0
4/30/2018	0	0
5/31/2018	0	0
6/30/2018	0	0
7/31/2018	0	0
8/31/2018	0	0
9/30/2018	0	0
10/31/2018	0	0
11/30/2018	0	0
12/31/2018	0	0
1/31/2019	0	0
2/28/2019	0	0
3/31/2019	0	0
4/30/2019	0	0
5/31/2019	0.12	0.12
6/30/2019	0.14	0.14
7/31/2019	0.05	0.05
8/31/2019	0.11	0.11
10/31/2019	0	0

11/30/2019	0	0
12/31/2019	0	0
1/31/2020	0	0
2/29/2020	0	0
3/31/2020	0	0
4/30/2020	0	0
5/31/2020	0	0
6/30/2020	0	0
7/31/2020	0	0
8/31/2020	0	0
9/30/2020	0	0
10/31/2020	0	0
11/30/2020	0	0
12/31/2020	0	0
1/31/2021	0	0
2/28/2021	0.24	0.24
3/31/2021	0	0
4/30/2021	0	0
8/13/19 Lab Data	0	0

<i>Monthly Average (µg/l)</i>	0.01
<i>Daily Maximum (µg/l)</i>	0.24

Monroeville Double Branch WWTP (AL0027782)

Total Recoverable Copper

<i>Monitor Period End Date</i>	<i>Monthly Average (µg/l)</i>	<i>Daily Maximum (µg/l)</i>
4/30/2016	11.5	11.5
5/31/2016	33.4	33.4
6/30/2016	8.8	8.8
7/31/2016	8.8	8.8
8/31/2016	0.0	0.0
9/30/2016	7.7	7.7
10/31/2016	9.4	9.4
11/30/2016	11.1	11.1
12/31/2016	7.0	7.0
1/31/2017	0.0	0.0
2/28/2017	0.0	0.0
3/31/2017	0.0	0.0
4/30/2017	6.1	6.1
5/31/2017	8.8	8.8
6/30/2017	0.0	0.0
7/31/2017	6.7	6.7
8/31/2017	6.7	6.7
9/30/2017	13.4	13.4
10/31/2017	7.7	7.7
11/30/2017	0.0	0.0
12/31/2017	0.0	0.0
1/31/2018	7.9	7.9
2/28/2018	0.0	0.0
3/31/2018	0.0	0.0
4/30/2018	8.9	8.9
5/31/2018	0.0	0.0
6/30/2018	0.0	0.0
7/31/2018	10.3	10.3
8/31/2018	11.2	11.2
9/30/2018	6.9	6.9
10/31/2018	6.1	6.1
11/30/2018	10.0	10.0
12/31/2018	7.1	7.1
1/31/2019	5.7	5.7
2/28/2019	5.5	5.5
3/31/2019	5.8	5.8
4/30/2019	6.6	6.6
5/31/2019	8.3	8.3
6/30/2019	12.0	12.0
7/31/2019	12.0	12.0
8/31/2019	12.3	12.3
9/30/2019	8.6	8.6

10/31/2019	4.0	4.0
11/30/2019	6.7	6.7
12/31/2019	4.8	4.8
1/31/2020	5.5	5.5
2/29/2020	5.6	5.6
3/31/2020	7.8	7.8
4/30/2020	4.4	4.4
5/31/2020	4.5	4.5
6/30/2020	5.4	5.4
7/31/2020	4.2	4.2
8/31/2020	5.1	5.1
9/30/2020	8.0	8.0
10/31/2020	4.3	4.3
11/30/2020	5.7	5.7
12/31/2020	5.1	5.1
1/31/2021	5.5	5.5
2/28/2021	8.3	8.3
3/31/2021	9.2	9.2
4/30/2021	5.6	5.6
2/16/17 Lab Data	6.9	6.9
4/17/18 Lab Data	6.4	6.4

<i>Monthly Average (µg/l)</i>	6.59
<i>Daily Maximum (µg/l)</i>	33.4

Monroeville Double Branch WWTP (AL0027782)

Total Recoverable Zinc

<i>Monitor Period End Date</i>	<i>Monthly Average (µg/l)</i>	<i>Daily Maximum (µg/l)</i>
4/30/2016	34.0	34.0
5/31/2016	70.0	70.0
6/30/2016	45.4	45.4
7/31/2016	27.9	27.9
8/31/2016	22.6	22.6
9/30/2016	36.1	36.1
10/31/2016	20.3	20.3
11/30/2016	30.7	30.7
12/31/2016	30.7	30.7
1/31/2017	15.2	15.2
2/28/2017	25.6	25.6
3/31/2017	27.2	27.2
4/30/2017	44.2	44.2
5/31/2017	49.6	49.6
6/30/2017	36.7	36.7
7/31/2017	27.6	27.6
8/31/2017	39.5	39.5
9/30/2017	53.7	53.7
10/31/2017	29.8	29.8
11/30/2017	34.3	34.3
12/31/2017	88.8	88.8
1/31/2018	27.8	27.8
2/28/2018	43.5	43.5
3/31/2018	48.4	48.4
4/30/2018	49.1	49.1
5/31/2018	62.6	62.6
6/30/2018	77.0	77.0
7/31/2018	67.4	67.4
8/31/2018	47.2	47.2
9/30/2018	41.7	41.7
10/31/2018	45.1	45.1
11/30/2018	36.5	36.5
12/31/2018	45.1	45.1
1/31/2019	23.8	23.8
2/28/2019	39.1	39.1
3/31/2019	40.2	40.2
4/30/2019	52.9	52.9
5/31/2019	39.8	39.8
6/30/2019	57.1	57.1
7/31/2019	49.3	49.3
8/31/2019	39.5	39.5
9/30/2019	37.5	37.5

10/31/2019	54.3	54.3
11/30/2019	42.2	42.2
12/31/2019	44.9	44.9
1/31/2020	24.2	24.2
2/29/2020	50.3	50.3
3/31/2020	65.4	65.4
4/30/2020	62.5	62.5
5/31/2020	43.0	43.0
6/30/2020	44.9	44.9
7/31/2020	38.4	38.4
8/31/2020	43.5	43.5
9/30/2020	52.8	52.8
10/31/2020	25.5	25.5
11/30/2020	41.0	41.0
12/31/2020	25.1	25.1
1/31/2021	20.4	20.4
2/28/2021	31.2	31.2
3/31/2021	39.0	39.0
4/30/2021	15.4	15.4
2/16/17 Lab Data	31.2	31.2
4/17/18 Lab Data	78.3	78.3
8/13/19 Lab Data	29.5	29.5

<i>Monthly Average (µg/l)</i>	41.81
<i>Daily Maximum (µg/l)</i>	88.8

MONROEVILLE WATER WORKS & SEWER BOARD



69 West Claiborne Street • P.O. Box 674
Monroeville, Alabama 36461
Telephone (251) 575-2617 • Fax (251) 575-5817
www.monroevillewaterworks.com

Directors
Butch Feaster, Chairman
Darenell Payne, Vice-Chairman
Bob Burns
Thelma McDaniel
Michael Sawyer
William Snyder, Sec.-Tres.

June 10, 2021

RECEIVED

JUN 10 2021

MUNICIPAL SECTION

Michael Simmons
Municipal Section
Water Division
PO Box 301463
Montgomery, Alabama 36130

Dear Michael,

Just for clarification, the Effluent Outfall (0011) and the Storm Water Outfall (002S) is not the same pipe. The Storm Water Outfall (002S) is approximately 35 feet west of the Effluent Outfall (0011).

If you have any questions or concerns give me a call

Sincerely,

A handwritten signature in blue ink that reads "Darlene Johnson".

Darlene Johnson,
Wastewater Supervisor

EPA Identification Number

NPDES Permit Number

Facility Name

Form Approved 03/05/19

OMB No. 2040-0004

AL0027782

MONROEVILLE DOUBLE BRANCH
WWTWForm
2A
NPDES

U.S. Environmental Protection Agency
Application for NPDES Permit to Discharge Wastewater
NEW AND EXISTING PUBLICLY OWNED TREATMENT WORKS

SECTION 1. BASIC APPLICATION INFORMATION FOR ALL APPLICANTS (40 CFR 122.21(j)(1) and (9))

Facility Information	1.1	Facility name MONROEVILLE DOUBLE BRANCH WASTEWATER TREATMENT PLANT		
		Mailing address (street or P.O. box) P.O. BOX 674		
		City or town MONROEVILLE	State ALABAMA	ZIP code 36460
		Contact name (first and last) DARLENE JOHNSON	Title WASTEWATER SUPERVISOR	Phone number (251) 238-1029
		Email address djohnson@monroevillewaterworks.com		
	Location address (street, route number, or other specific identifier) <input type="checkbox"/> Same as mailing address 2189 HIGHWAY 47 SOUTH			
		City or town MONROEVILLE	State ALABAMA	ZIP code 36460
	1.2	Is this application for a facility that has yet to commence discharge? <input type="checkbox"/> Yes → See instructions on data submission requirements for new dischargers. <input checked="" type="checkbox"/> No		
Applicant Information	1.3	Is applicant different from entity listed under Item 1.1 above? <input checked="" type="checkbox"/> Yes <input type="checkbox"/> No → SKIP to Item 1.4.		
		Applicant name THE WATER WORKS AND SEWER BOARD OF THE CITY OF MONROEVILLE		
		Applicant address (street or P.O. box) P.O. BOX 674		
		City or town MONROEVILLE	State ALABAMA	ZIP code 36460
		Contact name (first and last) MITCH DEES	Title ASSISTANT GENERAL <i>Manager</i>	Phone number (251) 362-0118
	Email address mdees@monroevillewaterworks.com			
	1.4	Is the applicant the facility's owner, operator, or both? (Check only one response.) <input type="checkbox"/> Owner <input type="checkbox"/> Operator <input checked="" type="checkbox"/> Both		
	1.5	To which entity should the NPDES permitting authority send correspondence? (Check only one response.) <input type="checkbox"/> Facility <input checked="" type="checkbox"/> Applicant <input type="checkbox"/> Facility and applicant (they are one and the same)		
Existing Environmental Permits	1.6	Indicate below any existing environmental permits. (Check all that apply and print or type the corresponding permit number for each.)		
		Existing Environmental Permits		
		<input type="checkbox"/> NPDES (discharges to surface water)	<input type="checkbox"/> RCRA (hazardous waste)	<input type="checkbox"/> UIC (underground injection control)
		<input type="checkbox"/> PSD (air emissions)	<input type="checkbox"/> Nonattainment program (CAA)	<input type="checkbox"/> NESHAPs (CAA)
	<input type="checkbox"/> Ocean dumping (MPRSA)	<input type="checkbox"/> Dredge or fill (CWA Section 404)	<input type="checkbox"/> Other (specify)	

RECEIVED

MAY 17 2021

MUNICIPAL SECTION

Outfalls and Other Discharge or Disposal Methods

Outfalls Other Than to Waters of the United States

1.12 Does the POTW discharge wastewater to basins, ponds, or other surface impoundments that do not have outlets for discharge to waters of the United States?
 Yes No → SKIP to Item 1.14.

1.13 Provide the location of each surface impoundment and associated discharge information in the table below.

Surface Impoundment Location and Discharge Data

Location	Average Daily Volume Discharged to Surface Impoundment	Continuous or Intermittent (check one)
	gpd	<input type="checkbox"/> Continuous <input type="checkbox"/> Intermittent
	gpd	<input type="checkbox"/> Continuous <input type="checkbox"/> Intermittent
	gpd	<input type="checkbox"/> Continuous <input type="checkbox"/> Intermittent

1.14 Is wastewater applied to land?
 Yes No → SKIP to Item 1.16.

1.15 Provide the land application site and discharge data requested below.

Land Application Site and Discharge Data

Location	Size	Average Daily Volume Applied	Continuous or Intermittent (check one)
	acres	gpd	<input type="checkbox"/> Continuous <input type="checkbox"/> Intermittent
	acres	gpd	<input type="checkbox"/> Continuous <input type="checkbox"/> Intermittent
	acres	gpd	<input type="checkbox"/> Continuous <input type="checkbox"/> Intermittent

1.16 Is effluent transported to another facility for treatment prior to discharge?
 Yes No → SKIP to Item 1.21.

1.17 Describe the means by which the effluent is transported (e.g., tank truck, pipe).

1.18 Is the effluent transported by a party other than the applicant?
 Yes No → SKIP to Item 1.20.

1.19 Provide information on the transporter below.

Transporter Data

Entity name		Mailing address (street or P.O. box)	
City or town		State	ZIP code
Contact name (first and last)		Title	
Phone number		Email address	

Outfalls and Other Discharge or Disposal Methods Continued	1.20	In the table below, indicate the name, address, contact information, NPDES number, and average daily flow rate of the receiving facility.				
	Receiving Facility Data					
	Facility name		Mailing address (street or P.O. box)			
	City or town		State	ZIP code		
	Contact name (first and last)		Title			
	Phone number		Email address			
	NPDES number of receiving facility (if any)	<input type="checkbox"/> None	Average daily flow rate		mgd	
	1.21	Is the wastewater disposed of in a manner other than those already mentioned in Items 1.14 through 1.21 that do not have outlets to waters of the United States (e.g., underground percolation, underground injection)?				
		<input type="checkbox"/> Yes <input checked="" type="checkbox"/> No → SKIP to Item 1.23.				
Variance Requests	1.22	Provide information in the table below on these other disposal methods.				
	Information on Other Disposal Methods					
		Disposal Method Description	Location of Disposal Site	Size of Disposal Site	Annual Average Daily Discharge Volume	Continuous or Intermittent (check one)
				acres	gpd	<input type="checkbox"/> Continuous <input type="checkbox"/> Intermittent
				acres	gpd	<input type="checkbox"/> Continuous <input type="checkbox"/> Intermittent
			acres	gpd	<input type="checkbox"/> Continuous <input type="checkbox"/> Intermittent	
	1.23	Do you intend to request or renew one or more of the variances authorized at 40 CFR 122.21(n)? (Check all that apply. Consult with your NPDES permitting authority to determine what information needs to be submitted and when.)				
		<input type="checkbox"/> Discharges into marine waters (CWA Section 301(h)) <input type="checkbox"/> Water quality related effluent limitation (CWA Section 302(b)(2))				
		<input checked="" type="checkbox"/> Not applicable				
Contractor Information	1.24	Are any operational or maintenance aspects (related to wastewater treatment and effluent quality) of the treatment works the responsibility of a contractor?				
		<input type="checkbox"/> Yes <input checked="" type="checkbox"/> No → SKIP to Section 2.				
	1.25	Provide location and contact information for each contractor in addition to a description of the contractor's operational and maintenance responsibilities.				
	Contractor Information					
			Contractor 1	Contractor 2	Contractor 3	
		Contractor name (company name)				
		Mailing address (street or P.O. box)				
		City, state, and ZIP code				
	Contact name (first and last)					
	Phone number					
	Email address					
	Operational and maintenance responsibilities of contractor					

SECTION 2. ADDITIONAL INFORMATION (40 CFR 122.21(j)(1) and (2))

Design Flow	Outfalls to Waters of the United States								
	2.1	Does the treatment works have a design flow greater than or equal to 0.1 mgd? <input checked="" type="checkbox"/> Yes <input type="checkbox"/> No → SKIP to Section 3.							
Inflow and Infiltration	2.2	Provide the treatment works' current average daily volume of inflow and infiltration.	<table border="1"> <tr> <th colspan="2">Average Daily Volume of Inflow and Infiltration</th> </tr> <tr> <td colspan="2" style="text-align: right;">6,500 gpd</td> </tr> </table>			Average Daily Volume of Inflow and Infiltration		6,500 gpd	
	Average Daily Volume of Inflow and Infiltration								
6,500 gpd									
		Indicate the steps the facility is taking to minimize inflow and infiltration. INSPECT AND REPAIR MANHOLES, RAISE MANHOLES WHERE APPLICABLE, INSTALL RAIN STOPPERS IN MANHOLES WHERE APPLICABLE, REPAIR BROKEN/CRACKED LINES							
Topographic Map	2.3	Have you attached a topographic map to this application that contains all the required information? (See instructions for specific requirements.) <input checked="" type="checkbox"/> Yes <input type="checkbox"/> No							
Flow Diagram	2.4	Have you attached a process flow diagram or schematic to this application that contains all the required information? (See instructions for specific requirements.) <input checked="" type="checkbox"/> Yes <input type="checkbox"/> No							
Scheduled Improvements and Schedules of Implementation	2.5	Are improvements to the facility scheduled? <input type="checkbox"/> Yes <input checked="" type="checkbox"/> No → SKIP to Section 3.							
	Briefly list and describe the scheduled improvements.								
	1.								
	2.								
	3.								
	4.								
	2.6								
Scheduled or Actual Dates of Completion for Improvements									
	Scheduled Improvement (from above)	Affected Outfalls (list outfall number)	Begin Construction (MM/DD/YYYY)	End Construction (MM/DD/YYYY)	Begin Discharge (MM/DD/YYYY)	Attainment of Operational Level (MM/DD/YYYY)			
	1.								
	2.								
	3.								
	4.								
	2.7	Have appropriate permits/clearances concerning other federal/state requirements been obtained? Briefly explain your response. <input type="checkbox"/> Yes <input type="checkbox"/> No <input type="checkbox"/> None required or applicable							
		Explanation:							

EPA Identification Number

NPDES Permit Number

Facility Name

Form Approved 03/05/19
OMB No. 2040-0004

AL0027782

MONROEVILLE DOUBLE BRANCH

SECTION 3. INFORMATION ON EFFLUENT DISCHARGES (40 CFR 122.21(j)(3) to (5))

Description of Outfalls	3.1	Provide the following information for each outfall. (Attach additional sheets if you have more than three outfalls.)		
		Outfall Number 0011	Outfall Number	Outfall Number
	State	ALABAMA		
	County	MONROE		
	City or town	MONROEVILLE		
	Distance from shore	NA ft.	ft.	ft.
	Depth below surface	NA ft.	ft.	ft.
	Average daily flow rate	0.650 mgd	mgd	mgd
	Latitude	31° 30' 49"	" " "	" " "
	Longitude	-87° 21' 17"	" " "	" " "
Seasonal or Periodic Discharge Data	3.2	Do any of the outfalls described under Item 3.1 have seasonal or periodic discharges? <input type="checkbox"/> Yes <input checked="" type="checkbox"/> No → SKIP to Item 3.4.		
	3.3	If so, provide the following information for each applicable outfall.		
		Outfall Number	Outfall Number	Outfall Number
	Number of times per year discharge occurs			
	Average duration of each discharge (specify units)			
Diffuser Type	3.4	Are any of the outfalls listed under Item 3.1 equipped with a diffuser? <input type="checkbox"/> Yes <input checked="" type="checkbox"/> No → SKIP to Item 3.6.		
	3.5	Briefly describe the diffuser type at each applicable outfall.		
		Outfall Number	Outfall Number	Outfall Number
Waters of the U.S.	3.6	Does the treatment works discharge or plan to discharge wastewater to waters of the United States from one or more discharge points? <input checked="" type="checkbox"/> Yes <input type="checkbox"/> No → SKIP to Section 6:		

RECEIVED

MAY 18 2021

MUNICIPAL SECTION

Receiving Water Description	3.7	Provide the receiving water and related information (if known) for each outfall.		
		Outfall Number ⁰⁰¹¹ _____	Outfall Number _____	Outfall Number _____
	Receiving water name	DOUBLE BRANCH CREEK		
	Name of watershed, river, or stream system	NA		
	U.S. Soil Conservation Service 14-digit watershed code	NA		
	Name of state management/river basin	NA		
	U.S. Geological Survey 8-digit hydrologic cataloging unit code	NA		
	Critical low flow (acute)	NA cfs	cfs	cfs
	Critical low flow (chronic)	NA cfs	cfs	cfs
Total hardness at critical low flow	NA mg/L of CaCO ₃	mg/L of CaCO ₃	mg/L of CaCO ₃	
Treatment Description	3.8	Provide the following information describing the treatment provided for discharges from each outfall.		
		Outfall Number ⁰⁰¹¹ _____	Outfall Number _____	Outfall Number _____
	Highest Level of Treatment (check all that apply per outfall)	<input type="checkbox"/> Primary <input type="checkbox"/> Equivalent to secondary <input checked="" type="checkbox"/> Secondary <input type="checkbox"/> Advanced <input type="checkbox"/> Other (specify) _____	<input type="checkbox"/> Primary <input type="checkbox"/> Equivalent to secondary <input type="checkbox"/> Secondary <input type="checkbox"/> Advanced <input type="checkbox"/> Other (specify) _____	<input type="checkbox"/> Primary <input type="checkbox"/> Equivalent to secondary <input type="checkbox"/> Secondary <input type="checkbox"/> Advanced <input type="checkbox"/> Other (specify) _____
	Design Removal Rates by Outfall			
	BOD ₅ or CBOD ₅	95 %	%	%
	TSS	95 %	%	%
	Phosphorus	<input checked="" type="checkbox"/> Not applicable %	<input type="checkbox"/> Not applicable %	<input type="checkbox"/> Not applicable %
	Nitrogen	<input checked="" type="checkbox"/> Not applicable %	<input type="checkbox"/> Not applicable %	<input type="checkbox"/> Not applicable %
Other (specify) _____	<input checked="" type="checkbox"/> Not applicable %	<input type="checkbox"/> Not applicable %	<input type="checkbox"/> Not applicable %	

Treatment Description Continued	3.9	Describe the type of disinfection used for the effluent from each outfall in the table below. If disinfection varies by season, describe below. ULTRAVIOLET DISINFECTION				
			Outfall Number <u>0011</u>	Outfall Number _____	Outfall Number _____	
		Disinfection type	ULTRAVIOLET DISINFECTION			
		Seasons used	ALL			
		Dechlorination used?	<input checked="" type="checkbox"/> Not applicable <input type="checkbox"/> Yes <input type="checkbox"/> No	<input type="checkbox"/> Not applicable <input type="checkbox"/> Yes <input type="checkbox"/> No	<input type="checkbox"/> Not applicable <input type="checkbox"/> Yes <input type="checkbox"/> No	
Effluent Testing Data	3.10	Have you completed monitoring for all Table A parameters and attached the results to the application package? <input checked="" type="checkbox"/> Yes <input type="checkbox"/> No				
	3.11	Have you conducted any WET tests during the 4.5 years prior to the date of the application on any of the facility's discharges or on any receiving water near the discharge points? <input checked="" type="checkbox"/> Yes <input type="checkbox"/> No → SKIP to Item 3.13.				
	3.12	Indicate the number of acute and chronic WET tests conducted since the last permit reissuance of the facility's discharges by outfall number or of the receiving water near the discharge points.				
			Outfall Number <u>0011</u>	Outfall Number _____	Outfall Number _____	
			Acute	Chronic	Acute	Chronic
		Number of tests of discharge water	NA	4		
		Number of tests of receiving water	NA	NA		
	3.13	Does the treatment works have a design flow greater than or equal to 0.1 mgd? <input checked="" type="checkbox"/> Yes <input type="checkbox"/> No → SKIP to Item 3.16.				
	3.14	Does the POTW use chlorine for disinfection, use chlorine elsewhere in the treatment process, or otherwise have reasonable potential to discharge chlorine in its effluent? <input type="checkbox"/> Yes → Complete Table B, including chlorine. <input checked="" type="checkbox"/> No → Complete Table B, omitting chlorine.				
	3.15	Have you completed monitoring for all applicable Table B pollutants and attached the results to this application package? <input checked="" type="checkbox"/> Yes <input type="checkbox"/> No				
3.16	Does one or more of the following conditions apply? <ul style="list-style-type: none"> • The facility has a design flow greater than or equal to 1 mgd. • The POTW has an approved pretreatment program or is required to develop such a program. • The NPDES permitting authority has informed the POTW that it must sample for the parameters in Table C, must sample other additional parameters (Table D), or submit the results of WET tests for acute or chronic toxicity for each of its discharge outfalls (Table E). <input checked="" type="checkbox"/> Yes → Complete Tables C, D, and E as applicable. <input type="checkbox"/> No → SKIP to Section 4.					
3.17	Have you completed monitoring for all applicable Table C pollutants and attached the results to this application package? <input checked="" type="checkbox"/> Yes <input type="checkbox"/> No					
3.18	Have you completed monitoring for all applicable Table D pollutants required by your NPDES permitting authority and attached the results to this application package? <input type="checkbox"/> Yes <input checked="" type="checkbox"/> No additional sampling required by NPDES permitting authority.					

Effluent Testing Data Continued	3.19	Has the POTW conducted either (1) minimum of four quarterly WET tests for one year preceding this permit application or (2) at least four annual WET tests in the past 4.5 years? <input checked="" type="checkbox"/> Yes <input type="checkbox"/> No → Complete tests and Table E and SKIP to Item 3.26.				
	3.20	Have you previously submitted the results of the above tests to your NPDES permitting authority? <input checked="" type="checkbox"/> Yes <input type="checkbox"/> No → Provide results in Table E and SKIP to Item 3.26.				
	3.21	Indicate the dates the data were submitted to your NPDES permitting authority and provide a summary of the results.				
		<table border="1" style="width:100%; border-collapse: collapse;"> <thead> <tr> <th style="width:45%;">Date(s) Submitted (MM/DD/YYYY)</th> <th style="width:55%;">Summary of Results</th> </tr> </thead> <tbody> <tr> <td style="text-align: center;">12/18/2019</td> <td>12/18/2019 - SAMPLE PASSED 12/28/2018 - SAMPLE FAILED, RETEST 01/22/2019 PASSED 12/25/2017 - SAMPLE PASSED 12/26/2016 - SAMPLE PASSED</td> </tr> </tbody> </table>	Date(s) Submitted (MM/DD/YYYY)	Summary of Results	12/18/2019	12/18/2019 - SAMPLE PASSED 12/28/2018 - SAMPLE FAILED, RETEST 01/22/2019 PASSED 12/25/2017 - SAMPLE PASSED 12/26/2016 - SAMPLE PASSED
	Date(s) Submitted (MM/DD/YYYY)	Summary of Results				
	12/18/2019	12/18/2019 - SAMPLE PASSED 12/28/2018 - SAMPLE FAILED, RETEST 01/22/2019 PASSED 12/25/2017 - SAMPLE PASSED 12/26/2016 - SAMPLE PASSED				
	3.22	Regardless of how you provided your WET testing data to the NPDES permitting authority, did any of the tests result in toxicity? <input checked="" type="checkbox"/> Yes <input type="checkbox"/> No → SKIP to Item 3.26.				
	3.23	Describe the cause(s) of the toxicity: OPERATOR USED HTH (CHLORINE) TO CLEAN THE CLARIFIERS AND DID NOT DECHLORINATE.				
3.24	Has the treatment works conducted a toxicity reduction evaluation? <input type="checkbox"/> Yes <input checked="" type="checkbox"/> No → SKIP to Item 3.26.					
3.25	Provide details of any toxicity reduction evaluations conducted.					
3.26	Have you completed Table E for all applicable outfalls and attached the results to the application package? <input type="checkbox"/> Yes <input checked="" type="checkbox"/> Not applicable because previously submitted information to the NPDES permitting authority.					

SECTION 4. INDUSTRIAL DISCHARGES AND HAZARDOUS WASTES (40 CFR 122.21(j)(6) and (7))

Industrial Discharges and Hazardous Wastes	4.1	Does the POTW receive discharges from SIUs or NSCIUs? <input type="checkbox"/> Yes <input checked="" type="checkbox"/> No → SKIP to Item 4.7.				
	4.2	Indicate the number of SIUs and NSCIUs that discharge to the POTW.				
		<table border="1" style="width:100%; border-collapse: collapse;"> <thead> <tr> <th style="width:50%;">Number of SIUs</th> <th style="width:50%;">Number of NSCIUs</th> </tr> </thead> <tbody> <tr> <td style="height: 20px;"></td> <td></td> </tr> </tbody> </table>	Number of SIUs	Number of NSCIUs		
	Number of SIUs	Number of NSCIUs				
	4.3	Does the POTW have an approved pretreatment program? <input type="checkbox"/> Yes <input type="checkbox"/> No				
4.4	Have you submitted either of the following to the NPDES permitting authority that contains information substantially identical to that required in Table F: (1) a pretreatment program annual report submitted within one year of the application or (2) a pretreatment program? <input type="checkbox"/> Yes <input type="checkbox"/> No → SKIP to Item 4.6.					
4.5	Identify the title and date of the annual report or pretreatment program referenced in Item 4.4. SKIP to Item 4.7.					
4.6	Have you completed and attached Table F to this application package? <input type="checkbox"/> Yes <input type="checkbox"/> No					

EPA Identification Number		NPDES Permit Number AL0027782		Facility Name MONROEVILLE DOUBLE BRANCH WWTP		Form Approved 03/05/19 OMB No. 2040-0004	
Industrial Discharges and Hazardous Wastes Continued	4.7	Does the POTW receive, or has it been notified that it will receive, by truck, rail, or dedicated pipe, any wastes that are regulated as RCRA hazardous wastes pursuant to 40 CFR 261? <input type="checkbox"/> Yes <input checked="" type="checkbox"/> No → SKIP to Item 4.9.					
	4.8	If yes, provide the following information:					
		Hazardous Waste Number	Waste Transport Method (check all that apply)			Annual Amount of Waste Received	Units
			<input type="checkbox"/> Truck <input type="checkbox"/> Dedicated pipe	<input type="checkbox"/> Rail <input type="checkbox"/> Other (specify) _____			
			<input type="checkbox"/> Truck <input type="checkbox"/> Dedicated pipe	<input type="checkbox"/> Rail <input type="checkbox"/> Other (specify) _____			
			<input type="checkbox"/> Truck <input type="checkbox"/> Dedicated pipe	<input type="checkbox"/> Rail <input type="checkbox"/> Other (specify) _____			
	4.9	Does the POTW receive, or has it been notified that it will receive, wastewaters that originate from remedial activities, including those undertaken pursuant to CERCLA and Sections 3004(7) or 3008(h) of RCRA? <input type="checkbox"/> Yes <input checked="" type="checkbox"/> No → SKIP to Section 5.					
	4.10	Does the POTW receive (or expect to receive) less than 15 kilograms per month of non-acute hazardous wastes as specified in 40 CFR 261.30(d) and 261.33(e)? <input type="checkbox"/> Yes → SKIP to Section 5. <input type="checkbox"/> No					
	4.11	Have you reported the following information in an attachment to this application: identification and description of the site(s) or facility(ies) at which the wastewater originates; the identities of the wastewater's hazardous constituents; and the extent of treatment, if any, the wastewater receives or will receive before entering the POTW? <input type="checkbox"/> Yes <input type="checkbox"/> No					
SECTION 5. COMBINED SEWER OVERFLOWS (40 CFR 122.21(j)(8))							
CSO Map and Diagram	5.1	Does the treatment works have a combined sewer system? <input type="checkbox"/> Yes <input checked="" type="checkbox"/> No → SKIP to Section 6.					
	5.2	Have you attached a CSO system map to this application? (See instructions for map requirements.) <input type="checkbox"/> Yes <input type="checkbox"/> No					
	5.3	Have you attached a CSO system diagram to this application? (See instructions for diagram requirements.) <input type="checkbox"/> Yes <input type="checkbox"/> No					

CSO Outfall Description	5.4	For each CSO outfall, provide the following information. (Attach additional sheets as necessary.)		
		CSO Outfall Number ____	CSO Outfall Number ____	CSO Outfall Number ____
	City or town			
	State and ZIP code			
	County			
	Latitude	° ' "	° ' "	° ' "
	Longitude	° ' "	° ' "	° ' "
	Distance from shore	ft.	ft.	ft.
Depth below surface	ft.	ft.	ft.	
CSO Monitoring	5.5	Did the POTW monitor any of the following items in the past year for its CSO outfalls?		
		CSO Outfall Number ____	CSO Outfall Number ____	CSO Outfall Number ____
	Rainfall	<input type="checkbox"/> Yes <input type="checkbox"/> No	<input type="checkbox"/> Yes <input type="checkbox"/> No	<input type="checkbox"/> Yes <input type="checkbox"/> No
	CSO flow volume	<input type="checkbox"/> Yes <input type="checkbox"/> No	<input type="checkbox"/> Yes <input type="checkbox"/> No	<input type="checkbox"/> Yes <input type="checkbox"/> No
	CSO pollutant concentrations	<input type="checkbox"/> Yes <input type="checkbox"/> No	<input type="checkbox"/> Yes <input type="checkbox"/> No	<input type="checkbox"/> Yes <input type="checkbox"/> No
	Receiving water quality	<input type="checkbox"/> Yes <input type="checkbox"/> No	<input type="checkbox"/> Yes <input type="checkbox"/> No	<input type="checkbox"/> Yes <input type="checkbox"/> No
	CSO frequency	<input type="checkbox"/> Yes <input type="checkbox"/> No	<input type="checkbox"/> Yes <input type="checkbox"/> No	<input type="checkbox"/> Yes <input type="checkbox"/> No
Number of storm events	<input type="checkbox"/> Yes <input type="checkbox"/> No	<input type="checkbox"/> Yes <input type="checkbox"/> No	<input type="checkbox"/> Yes <input type="checkbox"/> No	
CSO Events in Past Year	5.6	Provide the following information for each of your CSO outfalls.		
		CSO Outfall Number ____	CSO Outfall Number ____	CSO Outfall Number ____
	Number of CSO events in the past year	events	events	events
	Average duration per event	hours <input type="checkbox"/> Actual or <input type="checkbox"/> Estimated	hours <input type="checkbox"/> Actual or <input type="checkbox"/> Estimated	hours <input type="checkbox"/> Actual or <input type="checkbox"/> Estimated
	Average volume per event	million gallons <input type="checkbox"/> Actual or <input type="checkbox"/> Estimated	million gallons <input type="checkbox"/> Actual or <input type="checkbox"/> Estimated	million gallons <input type="checkbox"/> Actual or <input type="checkbox"/> Estimated
Minimum rainfall causing a CSO event in last year	inches of rainfall <input type="checkbox"/> Actual or <input type="checkbox"/> Estimated	inches of rainfall <input type="checkbox"/> Actual or <input type="checkbox"/> Estimated	inches of rainfall <input type="checkbox"/> Actual or <input type="checkbox"/> Estimated	

EPA Identification Number

NPDES Permit Number

Facility Name

Form Approved 03/05/19
OMB No. 2040-0004

AL0027782

MONROEVILLE DOUBLE BRACH
WWT

CSO Receiving Waters

5.7	Provide the information in the table below for each of your CSO outfalls.			
		CSO Outfall Number ____	CSO Outfall Number ____	CSO Outfall Number ____
	Receiving water name			
	Name of watershed/ stream system			
	U.S. Soil Conservation Service 14-digit watershed code (if known)	<input type="checkbox"/> Unknown	<input type="checkbox"/> Unknown	<input type="checkbox"/> Unknown
	Name of state management/river basin			
	U.S. Geological Survey 8-Digit Hydrologic Unit Code (if known)	<input type="checkbox"/> Unknown	<input type="checkbox"/> Unknown	<input type="checkbox"/> Unknown
	Description of known water quality impacts on receiving stream by CSO (see instructions for examples)			

SECTION 6. CHECKLIST AND CERTIFICATION STATEMENT (40 CFR 122.22(a) and (d))

Checklist and Certification Statement

6.1	In Column 1 below, mark the sections of Form 2A that you have completed and are submitting with your application. For each section, specify in Column 2 any attachments that you are enclosing to alert the permitting authority. Note that not all applicants are required to provide attachments.		
	Column 1	Column 2	
	<input checked="" type="checkbox"/> Section 1: Basic Application Information for All Applicants	<input type="checkbox"/> w/ variance request(s)	<input type="checkbox"/> w/ additional attachments
	<input checked="" type="checkbox"/> Section 2: Additional Information	<input checked="" type="checkbox"/> w/ topographic map <input type="checkbox"/> w/ additional attachments	<input checked="" type="checkbox"/> w/ process flow diagram
	<input checked="" type="checkbox"/> Section 3: Information on Effluent Discharges	<input checked="" type="checkbox"/> w/ Table A <input checked="" type="checkbox"/> w/ Table B <input checked="" type="checkbox"/> w/ Table C	<input type="checkbox"/> w/ Table D <input type="checkbox"/> w/ Table E <input type="checkbox"/> w/ additional attachments
	<input type="checkbox"/> Section 4: Industrial Discharges and Hazardous Wastes	<input type="checkbox"/> w/ SIU and NSCIU attachments <input type="checkbox"/> w/ additional attachments	<input type="checkbox"/> w/ Table F
	<input type="checkbox"/> Section 5: Combined Sewer Overflows	<input type="checkbox"/> w/ CSO map <input type="checkbox"/> w/ CSO system diagram	<input type="checkbox"/> w/ additional attachments
	<input checked="" type="checkbox"/> Section 6: Checklist and Certification Statement	<input type="checkbox"/> w/ attachments	
6.2	Certification Statement		
<i>I certify under penalty of law that this document and all attachments were prepared under my direction or supervision in accordance with a system designed to assure that qualified personnel properly gather and evaluate the information submitted. Based on my inquiry of the person or persons who manage the system, or those persons directly responsible for gathering the information, the information submitted is, to the best of my knowledge and belief, true, accurate, and complete. I am aware that there are significant penalties for submitting false information, including the possibility of fine and imprisonment for knowing violations.</i>			
Name (print or type first and last name)		Official title	
Mitch Dees <i>Mitch Dees</i>		Assistant General Manager	
Signature <i>Mitch Dees</i>		Date signed <i>9/11/20</i>	

EPA Identification Number	NPDES Permit Number AL0027782	Facility Name MONROEVILLE DOUBLE BRANCH WWT ¹	Outfall Number 0011
---------------------------	----------------------------------	----------------------------------------------------------------	------------------------

Form Approved 03/05/19
OMB No. 2040-0004

TABLE A. EFFLUENT PARAMETERS FOR ALL POTWS

Pollutant	Maximum Daily Discharge		Average Daily Discharge			Analytical Method ¹	ML or MDL (include units)
	Value	Units	Value	Units	Number of Samples		
Biochemical oxygen demand <input checked="" type="checkbox"/> BOD ₅ or <input type="checkbox"/> CBOD ₅ (report one)	5.0	mg/L	2.5	mg/L	156	5210B	NA <input type="checkbox"/> ML <input type="checkbox"/> MDL
Fecal coliform	1995	MPN/100 mL	499	MPN/100 mL	156	922D	NA <input type="checkbox"/> ML <input type="checkbox"/> MDL
Design flow rate	1.136	mgd	0.908	mgd	365		
pH (minimum)	6.2	s.u.					
pH (maximum)	8.4	s.u.					
Temperature (winter)	24	C	21	C	156		
Temperature (summer)	29	C	24	C	156		
Total suspended solids (TSS)	1152	mg/L	32.8	mg/L	156	2540B	NA <input type="checkbox"/> ML <input type="checkbox"/> MDL

¹ Sampling shall be conducted according to sufficiently sensitive test procedures (i.e., methods) approved under 40 CFR 136 for the analysis of pollutants or pollutant parameters or required under 40 CFR chapter I, subchapter N or O. See instructions and 40 CFR 122.21(e)(3).

This page intentionally left blank.

EPA Identification Number	NPDES Permit Number AL0027782	Facility Name MONROEVILLE DOUBLE BRANCH WWTP	Outfall Number 0011
---------------------------	----------------------------------	----------------------------------------------------	------------------------

Form Approved 03/05/19
OMB No. 2040-0004

TABLE B. EFFLUENT PARAMETERS FOR ALL POTWS WITH A FLOW EQUAL TO OR GREATER THAN 0.1 MGD

Pollutant	Maximum Daily Discharge		Average Daily Discharge			Analytical Method ¹	ML or MDL (include units)
	Value	Units	Value	Units	Number of Samples		
Ammonia (as N)	0.95	mg/L	0.48	mg/L	3	EPA 350.1	0.2 mg/L <input type="checkbox"/> ML <input checked="" type="checkbox"/> MDL
Chlorine (total residual, TRC) ²	NA	NA	NA	NA	NA	NA	NA <input type="checkbox"/> ML <input type="checkbox"/> MDL
Dissolved oxygen	10.5	mg/L	9.3	mg/L	156	SM 4500A	NA <input type="checkbox"/> ML <input type="checkbox"/> MDL
Nitrate/nitrite	11.9	mg/L	7.7	mg/L	3	EPA 353.2	.035 mg/L <input type="checkbox"/> ML <input checked="" type="checkbox"/> MDL
Kjeldahl nitrogen	1.9	mg/L	1.6	mg/L	3	EPA 351.2	.474 mg/L <input type="checkbox"/> ML <input checked="" type="checkbox"/> MDL
Oil and grease	4.6	mg/L	3.7	mg/L	3	EPA 1664A	3.73 mg/L <input type="checkbox"/> ML <input checked="" type="checkbox"/> MDL
Phosphorus	2.6	mg/L	1.9	mg/L	3	EPA 365.4	0.1 mg/L <input type="checkbox"/> ML <input checked="" type="checkbox"/> MDL
Total dissolved solids	417	mg/L	374	mg/L	3	SM 2540C	2 mg/L <input type="checkbox"/> ML <input checked="" type="checkbox"/> MDL

¹ Sampling shall be conducted according to sufficiently sensitive test procedures (i.e., methods) approved under 40 CFR 136 for the analysis of pollutants or pollutant parameters or required under 40 CFR chapter I, subchapter N or O. See instructions and 40 CFR 122.21(e)(3).

² Facilities that do not use chlorine for disinfection, do not use chlorine elsewhere in the treatment process, and have no reasonable potential to discharge chlorine in their effluent are not required to report data for chlorine.

This page intentionally left blank.

EPA Identification Number	NPDES Permit Number AL0027782	Facility Name MONROEVILLE DOUBLE BRANCH W.W.T.P.	Outfall Number 0011
---------------------------	----------------------------------	--------------------------------------------------------	------------------------

Form Approved 03/05/19
OMB No. 2040-0004

TABLE C. EFFLUENT PARAMETERS FOR SELECTED POTWS

Pollutant	Maximum Daily Discharge		Average Daily Discharge			Analytical Method ¹	ML or MDL (include units)
	Value	Units	Value	Units	Number of Samples		
Metals, Cyanide, and Total Phenols							
Hardness (as CaCO ₃)	81.1	mg/L	53.5	mg/L	3	SM 2340C	4.5 mg/L <input type="checkbox"/> ML <input checked="" type="checkbox"/> MDL
Antimony, total recoverable	0	ug/L	0	ug/L	3	EPA 200.7	11.4 ug/L <input type="checkbox"/> ML <input checked="" type="checkbox"/> MDL
Arsenic, total recoverable	0	ug/L	0	ug/L	3	EPA 200.7	21 ug/L <input type="checkbox"/> ML <input checked="" type="checkbox"/> MDL
Beryllium, total recoverable	0	ug/L	0	ug/L	3	EPA 200.7	1.8 ug/L <input type="checkbox"/> ML <input checked="" type="checkbox"/> MDL
Cadmium, total recoverable	0	ug/L	0	ug/L	3	EPA 200.7	4 ug/L <input type="checkbox"/> ML <input checked="" type="checkbox"/> MDL
Chromium, total recoverable	0	ug/L	0	ug/L	3	EPA 200.7	7 ug/L <input type="checkbox"/> ML <input checked="" type="checkbox"/> MDL
Copper, total recoverable	12.3	ug/L	8.5	ug/L	3	EPA 200.7	3.1 ug/L <input type="checkbox"/> ML <input checked="" type="checkbox"/> MDL
Lead, total recoverable	0	ug/L	0	ug/L	3	EPA 200.7	23.3 ug/L <input type="checkbox"/> ML <input checked="" type="checkbox"/> MDL
Mercury, total recoverable	0.005	ug/L	0.003	ug/L	3	EPA 1631E	0.002ug/L <input type="checkbox"/> ML <input checked="" type="checkbox"/> MDL
Nickel, total recoverable	0	ug/L	0	ug/L	3	EPA 200.7	4.8 ug/L <input type="checkbox"/> ML <input checked="" type="checkbox"/> MDL
Selenium, total recoverable	0	ug/L	0	ug/L	3	EPA 200.7	12.4 ug/L <input type="checkbox"/> ML <input checked="" type="checkbox"/> MDL
Silver, total recoverable	0	ug/L	0	ug/L	3	EPA 200.7	4.1 ug/L <input type="checkbox"/> ML <input checked="" type="checkbox"/> MDL
Thallium, total recoverable	0	ug/L	0	ug/L	3	EPA 200.7	10.5 ug/L <input type="checkbox"/> ML <input checked="" type="checkbox"/> MDL
Zinc, total recoverable	78.3	ug/L	46.3	ug/L	3	EPA 200.7	4.5 ug/L <input type="checkbox"/> ML <input checked="" type="checkbox"/> MDL
Cyanide	0	mg/L	0	mg/L	3	EPA 335.4	0.2 mg/L <input type="checkbox"/> ML <input checked="" type="checkbox"/> MDL
Total phenolic compounds	0.036	mg/L	0.033	mg/L	3	EPA 420.1	.015mg/L <input type="checkbox"/> ML <input checked="" type="checkbox"/> MDL
Volatile Organic Compounds							
Acrolein	0	ug/L	0	ug/L	3	EPA 624	26.03ug/L <input type="checkbox"/> ML <input checked="" type="checkbox"/> MDL
Acrylonitrile	0	ug/L	0	ug/L	3	EPA 624	19.83ug/L <input type="checkbox"/> ML <input checked="" type="checkbox"/> MDL
Benzene	0	ug/L	0	ug/L	3	EPA 624	1.74 ug/L <input type="checkbox"/> ML <input checked="" type="checkbox"/> MDL
Bromoform	0	ug/L	0	ug/L	3	EPA 624	2.58 ug/L <input type="checkbox"/> ML <input checked="" type="checkbox"/> MDL

RECEIVED

MAY 18 2021

MUNICIPAL SECTION

EPA Identification Number	NPDES Permit Number AL0027782	Facility Name MONROEVILLE DOUBLE BRANCH WWTp	Outfall Number 0011
---------------------------	----------------------------------	----------------------------------------------------	------------------------

TABLE C. EFFLUENT PARAMETERS FOR SELECTED POTWS

Pollutant	Maximum Daily Discharge		Average Daily Discharge			Analytical Method ¹	ML or MDL (include units)
	Value	Units	Value	Units	Number of Samples		
Carbon tetrachloride	0	ug/L	0	ug/L	3	EPA 624	1.42 ug/L <input type="checkbox"/> ML <input checked="" type="checkbox"/> MDL
Chlorobenzene	0	ug/L	0	ug/L	3	EPA 624	2.8 ug/L <input type="checkbox"/> ML <input checked="" type="checkbox"/> MDL
Chlorodibromomethane	0	ug/L	0	ug/L	2	EPA 624	2 ug/L <input checked="" type="checkbox"/> ML <input checked="" type="checkbox"/> MDL
Chloroethane	0	ug/L	0	ug/L	3	EPA 624	2.01 ug/L <input type="checkbox"/> ML <input checked="" type="checkbox"/> MDL
2-chloroethylvinyl ether	0	ug/L	0	ug/L	3	EPA 624	4.85 ug/L <input type="checkbox"/> ML <input checked="" type="checkbox"/> MDL
Chloroform	0	ug/L	0	ug/L	3	EPA 624	1.8 ug/L <input type="checkbox"/> ML <input checked="" type="checkbox"/> MDL
Dichlorobromomethane	0	ug/L	0	ug/L	3	EPA 624	1.48 ug/L <input type="checkbox"/> ML <input checked="" type="checkbox"/> MDL
1,1-dichloroethane	0	ug/L	0	ug/L	3	EPA 624	1.68 ug/L <input type="checkbox"/> ML <input checked="" type="checkbox"/> MDL
1,2-dichloroethane	0	ug/L	0	ug/L	3	EPA 624	1.65 ug/L <input type="checkbox"/> ML <input checked="" type="checkbox"/> MDL
trans-1,2-dichloroethylene	0	ug/L	0	ug/L	3	EPA 624	1.68 ug/L <input type="checkbox"/> ML <input checked="" type="checkbox"/> MDL
1,1-dichloroethylene	0	ug/L	0	ug/L	3	EPA 624	1.96 ug/L <input type="checkbox"/> ML <input checked="" type="checkbox"/> MDL
1,2-dichloropropane	0	ug/L	0	ug/L	3	EPA 624	1.65 ug/L <input type="checkbox"/> ML <input checked="" type="checkbox"/> MDL
1,3-dichloropropylene	0	ug/L	0	ug/L	2	EPA 624	1.4 ug/L <input type="checkbox"/> ML <input checked="" type="checkbox"/> MDL
Ethylbenzene	0	ug/L	0	ug/L	3	EPA 624	1.47 ug/L <input type="checkbox"/> ML <input checked="" type="checkbox"/> MDL
Methyl bromide	NA	NA	NA	NA	0	NA	NA <input type="checkbox"/> ML <input type="checkbox"/> MDL
Methyl chloride	NA	NA	NA	NA	0	NA	NA <input type="checkbox"/> ML <input type="checkbox"/> MDL
Methylene chloride	0	ug/L	0	ug/L	3	EPA 624	2.1 ug/L <input type="checkbox"/> ML <input checked="" type="checkbox"/> MDL
1,1,2,2-tetrachloroethane	0	ug/L	0	ug/L	3	EPA 624	1.49 ug/L <input type="checkbox"/> ML <input checked="" type="checkbox"/> MDL
Tetrachloroethylene	0	ug/L	0	ug/L	3	EPA 624	1.61 ug/L <input type="checkbox"/> ML <input checked="" type="checkbox"/> MDL
Toluene	0	ug/L	0	ug/L	3	EPA 624	1.37 ug/L <input type="checkbox"/> ML <input checked="" type="checkbox"/> MDL
1,1,1-trichloroethane	0	ug/L	0	ug/L	3	EPA 624	1.52 ug/L <input type="checkbox"/> ML <input checked="" type="checkbox"/> MDL
1,1,2-trichloroethane	0	ug/L	0	ug/L	3	EPA 624	1.33 ug/L <input type="checkbox"/> ML <input checked="" type="checkbox"/> MDL

EPA Identification Number	NPDES Permit Number AL0027782	Facility Name MONROEVILLE DOUBLE BRANCH W W T P	Outfall Number 0011
---------------------------	----------------------------------	-------------------------------------------------------	------------------------

Form Approved 03/05/19
OMB No. 2040-0004

TABLE C. EFFLUENT PARAMETERS FOR SELECTED POTWS

Pollutant	Maximum Daily Discharge		Average Daily Discharge			Analytical Method ¹	ML or MDL (include units)
	Value	Units	Value	Units	Number of Samples		
Trichloroethylene	0	ug/L	0	ug/L	3	EPA 624	1.8 ug/L <input type="checkbox"/> ML <input checked="" type="checkbox"/> MDL
Vinyl chloride	0	ug/L	0	ug/L	3	EPA 624	2.0 ug/L <input type="checkbox"/> ML <input checked="" type="checkbox"/> MDL
Acid-Extractable Compounds							
p-chloro-m-cresol	0	ug/L	0	ug/L	3	EPA 625	6.39 ug/L <input type="checkbox"/> ML <input checked="" type="checkbox"/> MDL
2-chlorophenol	0	ug/L	0	ug/L	3	EPA 625	6.88 ug/L <input type="checkbox"/> ML <input checked="" type="checkbox"/> MDL
2,4-dichlorophenol	0	ug/L	0	ug/L	3	EPA 625	8.63 ug/L <input type="checkbox"/> ML <input checked="" type="checkbox"/> MDL
2,4-dimethylphenol	0	ug/L	0	ug/L	3	EPA 625	8.21 ug/L <input type="checkbox"/> ML <input checked="" type="checkbox"/> MDL
4,6-dinitro-o-cresol	0	ug/L	0	ug/L	3	EPA 625	8.12 ug/L <input type="checkbox"/> ML <input checked="" type="checkbox"/> MDL
2,4-dinitrophenol	0	ug/L	0	ug/L	3	EPA 625	13.43 ug/L <input type="checkbox"/> ML <input checked="" type="checkbox"/> MDL
2-nitrophenol	0	ug/L	0	ug/L	3	EPA 625	8.25 ug/L <input type="checkbox"/> ML <input checked="" type="checkbox"/> MDL
4-nitrophenol	0	ug/L	0	ug/L	3	EPA 625	16.96 ug/L <input type="checkbox"/> ML <input checked="" type="checkbox"/> MDL
Pentachlorophenol	0	ug/L	0	ug/L	3	EPA 625	8.99 ug/L <input type="checkbox"/> ML <input checked="" type="checkbox"/> MDL
Phenol	0	ug/L	0	ug/L	3	EPA 625	6.2 ug/L <input type="checkbox"/> ML <input checked="" type="checkbox"/> MDL
2,4,6-trichlorophenol	0	ug/L	0	ug/L	3	EPA 625	8.52 ug/L <input type="checkbox"/> ML <input checked="" type="checkbox"/> MDL
Base-Neutral Compounds							
Acenaphthene	0	ug/L	0	ug/L	3	EPA 625	6.73 ug/L <input type="checkbox"/> ML <input checked="" type="checkbox"/> MDL
Acenaphthylene	0	ug/L	0	ug/L	3	EPA 625	7.12 ug/L <input type="checkbox"/> ML <input checked="" type="checkbox"/> MDL
Anthracene	0	ug/L	0	ug/L	3	EPA 625	8.94 ug/L <input type="checkbox"/> ML <input checked="" type="checkbox"/> MDL
Benzidine	0	ug/L	0	ug/L	3	EPA 625	10.25 ug/L <input type="checkbox"/> ML <input checked="" type="checkbox"/> MDL
Benzo(a)anthracene	0	ug/L	0	ug/L	3	EPA 625	8.13 ug/L <input type="checkbox"/> ML <input checked="" type="checkbox"/> MDL
Benzo(a)pyrene	0	ug/L	0	ug/L	3	EPA 625	9.27 ug/L <input type="checkbox"/> ML <input checked="" type="checkbox"/> MDL
3,4-benzofluoranthene	0	ug/L	0	ug/L	3	EPA 625.1	9.44 ug/L <input type="checkbox"/> ML <input checked="" type="checkbox"/> MDL

EPA Identification Number	NPDES Permit Number AL0027782	Facility Name MONROEVILLE DOUBLE BRANCH WWT	Outfall Number 0011
---------------------------	----------------------------------	---------------------------------------------------	------------------------

Form Approved 03/05/19
OMB No. 2040-0004

TABLE C. EFFLUENT PARAMETERS FOR SELECTED POTWS

Pollutant	Maximum Daily Discharge		Average Daily Discharge			Analytical Method ¹	ML or MDL (include units)
	Value	Units	Value	Units	Number of Samples		
Benzo(ghi)perylene	0	ug/L	0	ug/L	3	EPA 625.1	9.61 ug/L <input type="checkbox"/> ML <input checked="" type="checkbox"/> MDL
Benzo(k)fluoranthene	0	ug/L	0	ug/L	3	EPA 625.1	10.34 ug/L <input type="checkbox"/> ML <input checked="" type="checkbox"/> MDL
Bis (2-chloroethoxy) methane	0	ug/L	0	ug/L	3	EPA 625.1	8.03 ug/L <input type="checkbox"/> ML <input checked="" type="checkbox"/> MDL
Bis (2-chloroethyl) ether	0	ug/L	0	ug/L	3	EPA 625.1	6.47 ug/L <input type="checkbox"/> ML <input checked="" type="checkbox"/> MDL
Bis (2-chloroisopropyl) ether	0	ug/L	0	ug/L	3	EPA 625.1	8.06 ug/L <input type="checkbox"/> ML <input checked="" type="checkbox"/> MDL
Bis (2-ethylhexyl) phthalate	0	ug/L	0	ug/L	3	EPA 625.1	8.45 ug/L <input type="checkbox"/> ML <input checked="" type="checkbox"/> MDL
4-bromophenyl phenyl ether	0	ug/L	0	ug/L	3	EPA 625.1	9.52 ug/L <input type="checkbox"/> ML <input checked="" type="checkbox"/> MDL
Butyl benzyl phthalate	0	ug/L	0	ug/L	3	EPA 625.1	8.55 ug/L <input type="checkbox"/> ML <input checked="" type="checkbox"/> MDL
2-chloronaphthalene	0	ug/L	0	ug/L	3	EPA 625.1	9.54 ug/L <input type="checkbox"/> ML <input checked="" type="checkbox"/> MDL
4-chlorophenyl phenyl ether	0	ug/L	0	ug/L	3	EPA 625.1	9.14 ug/L <input type="checkbox"/> ML <input checked="" type="checkbox"/> MDL
Chrysene	0	ug/L	0	ug/L	3	EPA 625.1	7.02 ug/L <input type="checkbox"/> ML <input checked="" type="checkbox"/> MDL
di-n-butyl phthalate	0	ug/L	0	ug/L	3	EPA 625.1	9.43 ug/L <input type="checkbox"/> ML <input checked="" type="checkbox"/> MDL
di-n-octyl phthalate	0	ug/L	0	ug/L	3	EPA 625.1	9.77 ug/L <input type="checkbox"/> ML <input checked="" type="checkbox"/> MDL
Dibenzo(a,h)anthracene	0	ug/L	0	ug/L	3	EPA 625.1	6.28 ug/L <input type="checkbox"/> ML <input checked="" type="checkbox"/> MDL
1,2-dichlorobenzene	0	ug/L	0	ug/L	3	EPA 625.1	1.71 ug/L <input type="checkbox"/> ML <input checked="" type="checkbox"/> MDL
1,3-dichlorobenzene	0	ug/L	0	ug/L	3	EPA 625.1	4.24 ug/L <input type="checkbox"/> ML <input checked="" type="checkbox"/> MDL
1,4-dichlorobenzene	0	ug/L	0	ug/L	3	EPA 625.1	1.66 ug/L <input type="checkbox"/> ML <input checked="" type="checkbox"/> MDL
3,3-dichlorobenzidine	0	ug/L	0	ug/L	3	EPA 625.1	9.81 ug/L <input type="checkbox"/> ML <input checked="" type="checkbox"/> MDL
Diethyl phthalate	0	ug/L	0	ug/L	3	EPA 625.1	8.17 ug/L <input type="checkbox"/> ML <input checked="" type="checkbox"/> MDL
Dimethyl phthalate	0	ug/L	0	ug/L	3	EPA 625.1	9.22 ug/L <input type="checkbox"/> ML <input checked="" type="checkbox"/> MDL
2,4-dinitrotoluene	0	ug/L	0	ug/L	3	EPA 625.1	7.9 ug/L <input type="checkbox"/> ML <input checked="" type="checkbox"/> MDL
2,6-dinitrotoluene	0	ug/L	0	ug/L	3	EPA 625.1	8.4 ug/L <input type="checkbox"/> ML <input checked="" type="checkbox"/> MDL

EPA Identification Number	NPDES Permit Number AL0027782	Facility Name MONROEVILLE DOUBLE BRANCH W W T P	Outfall Number 0011
---------------------------	----------------------------------	-------------------------------------------------------	------------------------

Form Approved 03/05/19
OMB No. 2040-0004

TABLE C. EFFLUENT PARAMETERS FOR SELECTED POTWS

Pollutant	Maximum Daily Discharge		Average Daily Discharge			Analytical Method ¹	ML or MDL (include units)
	Value	Units	Value	Units	Number of Samples		
1,2-diphenylhydrazine	0	ug/L	0	ug/L	3	EPA 625.1	9.13 ug/L <input type="checkbox"/> ML <input checked="" type="checkbox"/> MDL
Fluoranthene	0	ug/L	0	ug/L	3	EPA 625.1	8.09 ug/L <input type="checkbox"/> ML <input checked="" type="checkbox"/> MDL
Fluorene	0	ug/L	0	ug/L	3	EPA 625.1	8.31 ug/L <input type="checkbox"/> ML <input checked="" type="checkbox"/> MDL
Hexachlorobenzene	0	ug/L	0	ug/L	3	EPA 625.1	7.99 ug/L <input type="checkbox"/> ML <input checked="" type="checkbox"/> MDL
Hexachlorobutadiene	0	ug/L	0	ug/L	3	EPA 625.1	9.22 ug/L <input type="checkbox"/> ML <input checked="" type="checkbox"/> MDL
Hexachlorocyclo-pentadiene	0	ug/L	0	ug/L	3	EPA 625.1	9.22 ug/L <input type="checkbox"/> ML <input checked="" type="checkbox"/> MDL
Hexachloroethane	0	ug/L	0	ug/L	3	EPA 625.1	9.38 ug/L <input type="checkbox"/> ML <input checked="" type="checkbox"/> MDL
Indeno(1,2,3-cd)pyrene	0	ug/L	0	ug/L	3	EPA 625.1	5.78 ug/L <input type="checkbox"/> ML <input checked="" type="checkbox"/> MDL
Isophorone	0	ug/L	0	ug/L	3	EPA 625.1	8.44 ug/L <input type="checkbox"/> ML <input checked="" type="checkbox"/> MDL
Naphthalene	0	ug/L	0	ug/L	3	EPA 625.1	7.48 ug/L <input type="checkbox"/> ML <input checked="" type="checkbox"/> MDL
Nitrobenzene	0	ug/L	0	ug/L	3	EPA 625.1	6.97 ug/L <input type="checkbox"/> ML <input type="checkbox"/> MDL
N-nitrosodi-n-propylamine	0	ug/L	0	ug/L	3	EPA 625.1	7.82 ug/L <input checked="" type="checkbox"/> ML <input checked="" type="checkbox"/> MDL
N-nitrosodimethylamine	0	ug/L	0	ug/L	3	EPA 625.1	6.54 ug/L <input type="checkbox"/> ML <input checked="" type="checkbox"/> MDL
N-nitrosodiphenylamine	0	ug/L	0	ug/L	3	EPA 625.1	8.8 ug/L <input type="checkbox"/> ML <input checked="" type="checkbox"/> MDL
Phenanthrene	0	ug/L	0	ug/L	3	EPA 625.1	8.65 ug/L <input type="checkbox"/> ML <input checked="" type="checkbox"/> MDL
Pyrene	0	ug/L	0	ug/L	3	EPA 625.1	8.41 ug/L <input type="checkbox"/> ML <input checked="" type="checkbox"/> MDL
1,2,4-trichlorobenzene	0	ug/L	0	ug/L	3	EPA 625.1	9.74 ug/L <input type="checkbox"/> ML <input checked="" type="checkbox"/> MDL

¹ Sampling shall be conducted according to sufficiently sensitive test procedures (i.e., methods) approved under 40 CFR 136 for the analysis of pollutants or pollutant parameters or required under 40 CFR Chapter I, Subchapter N or O. See instructions and 40 CFR 122.21(e)(3).

This page intentionally left blank.

EPA Identification Number	NPDES Permit Number AL0027782	Facility Name MONROEVILLE DOUBLE BRANCH W W T P	Outfall Number 0011
---------------------------	----------------------------------	--------------------------------------------------------------	------------------------

TABLE D. ADDITIONAL POLLUTANTS AS REQUIRED BY NPDES PERMITTING AUTHORITY

Pollutant (list)	Maximum Daily Discharge		Average Daily Discharge			Analytical Method ¹	ML or MDL (include units)
	Value	Units	Value	Units	Number of Samples		
<input checked="" type="checkbox"/> No additional sampling is required by NPDES permitting authority.							
							<input type="checkbox"/> ML <input type="checkbox"/> MDL
							<input type="checkbox"/> ML <input type="checkbox"/> MDL
							<input type="checkbox"/> ML <input type="checkbox"/> MDL
							<input type="checkbox"/> ML <input type="checkbox"/> MDL
							<input type="checkbox"/> ML <input type="checkbox"/> MDL
							<input type="checkbox"/> ML <input type="checkbox"/> MDL
							<input type="checkbox"/> ML <input type="checkbox"/> MDL
							<input type="checkbox"/> ML <input type="checkbox"/> MDL
							<input type="checkbox"/> ML <input type="checkbox"/> MDL
							<input type="checkbox"/> ML <input type="checkbox"/> MDL
							<input type="checkbox"/> ML <input type="checkbox"/> MDL
							<input type="checkbox"/> ML <input type="checkbox"/> MDL
							<input type="checkbox"/> ML <input type="checkbox"/> MDL
							<input type="checkbox"/> ML <input type="checkbox"/> MDL
							<input type="checkbox"/> ML <input type="checkbox"/> MDL
							<input type="checkbox"/> ML <input type="checkbox"/> MDL
							<input type="checkbox"/> ML <input type="checkbox"/> MDL
							<input type="checkbox"/> ML <input type="checkbox"/> MDL
							<input type="checkbox"/> ML <input type="checkbox"/> MDL
							<input type="checkbox"/> ML <input type="checkbox"/> MDL

¹ Sampling shall be conducted according to sufficiently sensitive test procedures (i.e., methods) approved under 40 CFR 136 for the analysis of pollutants or pollutant parameters or required under 40 CFR chapter I, subchapter N or O. See instructions and 40 CFR 122.21(e)(3).

This page intentionally left blank.

EPA Identification Number	NPDES Permit Number AL0027782	Facility Name MONROEVILLE DOUBLE BRANCH WWTP	Outfall Number 0011
---------------------------	----------------------------------	----------------------------------------------------	------------------------

TABLE E. EFFLUENT MONITORING FOR WHOLE EFFLUENT TOXICITY

The table provides response space for one whole effluent toxicity sample. Copy the table to report additional test results.

Test Information			
	Test Number _____	Test Number _____	Test Number _____
Test species			
Age at initiation of test			
Outfall number			
Date sample collected			
Date test started			
Duration			
Toxicity Test Methods			
Test method number			
Manual title			
Edition number and year of publication			
Page number(s)			
Sample Type			
Check one:	<input type="checkbox"/> Grab <input type="checkbox"/> 24-hour composite	<input type="checkbox"/> Grab <input type="checkbox"/> 24-hour composite	<input type="checkbox"/> Grab <input type="checkbox"/> 24-hour composite
Sample Location			
Check one:	<input type="checkbox"/> Before Disinfection <input type="checkbox"/> After Disinfection <input type="checkbox"/> After Dechlorination	<input type="checkbox"/> Before Disinfection <input type="checkbox"/> After Disinfection <input type="checkbox"/> After Dechlorination	<input type="checkbox"/> Before disinfection <input type="checkbox"/> After disinfection <input type="checkbox"/> After dechlorination
Point in Treatment Process			
Describe the point in the treatment process at which the sample was collected for each test.			
Toxicity Type			
Indicate for each test whether the test was performed to assess acute or chronic toxicity, or both. (Check one response.)	<input type="checkbox"/> Acute <input type="checkbox"/> Chronic <input type="checkbox"/> Both	<input type="checkbox"/> Acute <input type="checkbox"/> Chronic <input type="checkbox"/> Both	<input type="checkbox"/> Acute <input type="checkbox"/> Chronic <input type="checkbox"/> Both

EPA Identification Number	NPDES Permit Number AL0027782	Facility Name MONROEVILLE DOUBLE BRANCH WWTW	Outfall Number 0011
---------------------------	----------------------------------	----------------------------------------------------	------------------------

TABLE E. EFFLUENT MONITORING FOR WHOLE EFFLUENT TOXICITY

The table provides response space for one whole effluent toxicity sample. Copy the table to report additional test results.

	Test Number _____	Test Number _____	Test Number _____
Test Type			
Indicate the type of test performed. (Check one response.)	<input type="checkbox"/> Static <input type="checkbox"/> Static-renewal <input type="checkbox"/> Flow-through	<input type="checkbox"/> Static <input type="checkbox"/> Static-renewal <input type="checkbox"/> Flow-through	<input type="checkbox"/> Static <input type="checkbox"/> Static-renewal <input type="checkbox"/> Flow-through
Source of Dilution Water			
Indicate the source of dilution water. (Check one response.)	<input type="checkbox"/> Laboratory water <input type="checkbox"/> Receiving water	<input type="checkbox"/> Laboratory water <input type="checkbox"/> Receiving water	<input type="checkbox"/> Laboratory water <input type="checkbox"/> Receiving water
If laboratory water, specify type.			
If receiving water, specify source.			
Type of Dilution Water			
Indicate the type of dilution water. If salt water, specify "natural" or type of artificial sea salts or brine used.	<input type="checkbox"/> Fresh water <input type="checkbox"/> Salt water (specify)	<input type="checkbox"/> Fresh water <input type="checkbox"/> Salt water (specify)	<input type="checkbox"/> Fresh water <input type="checkbox"/> Salt water (specify)
Percentage Effluent Used			
Specify the percentage effluent used for all concentrations in the test series.			
Parameters Tested			
Check the parameters tested.	<input type="checkbox"/> pH <input type="checkbox"/> Salinity <input type="checkbox"/> Temperature	<input type="checkbox"/> Ammonia <input type="checkbox"/> Dissolved oxygen	<input type="checkbox"/> pH <input type="checkbox"/> Salinity <input type="checkbox"/> Temperature
		<input type="checkbox"/> Ammonia <input type="checkbox"/> Dissolved oxygen	<input type="checkbox"/> pH <input type="checkbox"/> Salinity <input type="checkbox"/> Temperature
			<input type="checkbox"/> Ammonia <input type="checkbox"/> Dissolved oxygen
Acute Test Results			
Percent survival in 100% effluent		%	%
LC ₅₀			
95% confidence interval		%	%
Control percent survival		%	%

EPA Identification Number	NPDES Permit Number AL0027782	Facility Name MONROEVILLE DOUBLE BRANCH WWTP	Outfall Number 0011
---------------------------	----------------------------------	----------------------------------------------------	------------------------

Form Approved 03/05/19
OMB No. 2040-0004

TABLE E. EFFLUENT MONITORING FOR WHOLE EFFLUENT TOXICITY

The table provides response space for one whole effluent toxicity sample. Copy the table to report additional test results.

	Test Number _____	Test Number _____	Test Number _____
Acute Test Results Continued			
Other (describe)			
Chronic Test Results			
NOEC	%	%	%
IC ₂₅	%	%	%
Control percent survival	%	%	%
Other (describe)			
Quality Control/Quality Assurance			
Is reference toxicant data available?	<input type="checkbox"/> Yes	<input type="checkbox"/> No	<input type="checkbox"/> Yes <input type="checkbox"/> No
Was reference toxicant test within acceptable bounds?	<input type="checkbox"/> Yes	<input type="checkbox"/> No	<input type="checkbox"/> Yes <input type="checkbox"/> No
What date was reference toxicant test run (MM/DD/YYYY)?			
Other (describe)			

This page intentionally left blank.

EPA Identification Number	NPDES Permit Number AL0027782	Facility Name MONROEVILLE DOUBLE BRANCH WWTP
---------------------------	----------------------------------	----------------------------------------------------

TABLE F. INDUSTRIAL DISCHARGE INFORMATION

Response space is provided for three SIUs. Copy the table to report information for additional SIUs.

	SIU ____	SIU ____	SIU ____
Name of SIU			
Mailing address (street or P.O. box)			
City, state, and ZIP code			
Description of all industrial processes that affect or contribute to the discharge.			
List the principal products and raw materials that affect or contribute to the SIU's discharge.			
Indicate the average daily volume of wastewater discharged by the SIU.	gpd	gpd	gpd
How much of the average daily volume is attributable to process flow?	gpd	gpd	gpd
How much of the average daily volume is attributable to non-process flow?	gpd	gpd	gpd
Is the SIU subject to local limits?	<input type="checkbox"/> Yes <input type="checkbox"/> No	<input type="checkbox"/> Yes <input type="checkbox"/> No	<input type="checkbox"/> Yes <input type="checkbox"/> No
Is the SIU subject to categorical standards?	<input type="checkbox"/> Yes <input type="checkbox"/> No	<input type="checkbox"/> Yes <input type="checkbox"/> No	<input type="checkbox"/> Yes <input type="checkbox"/> No

EPA Identification Number

NPDES Permit Number
AL0027782Facility Name
MONROEVILLE DOUBLE BRANCH
WWTPForm Approved 03/05/19
OMB No. 2040-0004**TABLE F. INDUSTRIAL DISCHARGE INFORMATION**

Response space is provided for three SIUs. Copy the table to report information for additional SIUs.

	SIU ____	SIU ____	SIU ____
Under what categories and subcategories is the SIU subject?			
Has the POTW experienced problems (e.g., upsets, pass-through interferences) in the past 4.5 years that are attributable to the SIU?	<input type="checkbox"/> Yes <input type="checkbox"/> No	<input type="checkbox"/> Yes <input type="checkbox"/> No	<input type="checkbox"/> Yes <input type="checkbox"/> No
If yes, describe.			



ENVIRONMENTAL RESOURCE ANALYSTS, INC.

Auburn Technology Park - 2975 Brown Ct. - Auburn, AL 36830

Tel. (334) 502-3444 Fax (334) 502-8888

Results of Analysis For: Darlene Johnson
 Monroeville - Double Branch
 1000 Westbrook Dr.
 Monroeville, AL 36460

Report No 437-0217

Date Received: 2/17/2017

Location effluent PP

<u>Analysis</u>	<u>Result</u>	<u>Units</u>	<u>Qual.</u>	<u>MDL</u>	<u>PQL</u>	<u>Method</u>	<u>Collection Date/Time</u>	<u>Analysis Date/Time</u>	<u>Analyst</u>
166062-01									
Cyanide	<0.0040	mg/L		0.004	0.01	EPA 335.4(1993)	02/16/17 06:00	02/23/17 18:17	MR
Oil & Grease	<1.00	mg/L		1	5	EPA 1664A	02/16/17 06:00	02/24/17 09:00	HK
Phenol	0.0360	mg/L	N10	0.015	0.05	EPA 420.1(1978)	02/16/17 06:00	02/27/17 09:00	BEH
166062-02									
Ammonia	0.945	mg N/L		0.1	0.2	EPA 350.1(1993)	02/16/17 06:00	02/17/17 14:57	CR
Antimony	<20.0	ug/L		20	50	EPA 200.7(1994)	02/16/17 06:00	02/21/17 18:29	CR
Arsenic	<22.0	ug/L		22	50	EPA 200.7(1994)	02/16/17 06:00	02/21/17 18:29	CR
Beryllium	<4.0	ug/L		4	5	EPA 200.7(1994)	02/16/17 06:00	02/21/17 18:29	CR
Cadmium	<4.0	ug/L		4	10	EPA 200.7(1994)	02/16/17 06:00	02/21/17 18:29	CR
Chromium	<7.0	ug/L		7	25	EPA 200.7(1994)	02/16/17 06:00	02/21/17 18:29	CR
Copper	6.9	ug/L	N10	6	10	EPA 200.7(1994)	02/16/17 06:00	02/21/17 18:29	CR
Hardness	26.5	mg/L CaCO3		4.5	4.5	SM 2340C-1997	02/16/17 06:00	02/23/17 14:30	AR
Lead	<26.0	ug/L		26	50	EPA 200.7(1994)	02/16/17 06:00	02/21/17 18:29	CR
Nickel	<8.0	ug/L		8	10	EPA 200.7(1994)	02/16/17 06:00	02/21/17 18:29	CR
NO2-/NO3	9.07	mg N/L		0.022	0.1	EPA 353.2(1993)	02/16/17 06:00	03/08/17 14:31	CR
Selenium	<26.0	ug/L		26	50	EPA 200.7(1994)	02/16/17 06:00	02/21/17 18:29	CR
Silver	<8.0	ug/L		8	10	EPA 200.7(1994)	02/16/17 06:00	02/21/17 18:29	CR
TDS	417	mg/L(Dry)		2	2	SM 2540C-1997	02/16/17 06:00	02/20/17 16:00	BEH
Thallium	<34.0	ug/L		34	50	EPA 200.7(1994)	02/16/17 06:00	02/21/17 18:29	CR
TKN	1.90	mg N/L		0.57	1.25	EPA 351.2(1993)	02/16/17 06:00	03/03/17 13:23	CR
Total Phosphorus	1.53	mg P/L		0.065	1	EPA 365.4 (1974)	02/16/17 06:00	03/03/17 13:23	CR
Zinc	31.2	ug/L		10	25	EPA 200.7(1994)	02/16/17 06:00	02/21/17 18:29	CR



ENVIRONMENTAL RESOURCE ANALYSTS, INC.

Auburn Technology Park - 2975 Brown Ct. - Auburn, AL 36830

Tel. (334) 502-3444 Fax (334) 502-8888

Results of Analysis For: Darlene Johnson
Monroeville - Double Branch
1000 Westbrook Dr.
Monroeville, AL 36460

MDL: Method Detection Limit

PQL: Practical Quantitation Limit

Date

This person may be contacted for questions at the number listed above.

"Methods for Chemical Analysis of Water and Wastes" EPA, EMSL-CI, EPA 600/4-79-020, Rev. March 1979 & 1983.

All collection and test times are reported as central standard time.

BMDL = Below Method Detection Limit

EPA- Methods for Chemical Analysis of Water and Wastes, 1994.

EPA-821-R-98-002, February 1999.

State of Florida, NELAC Certification #E87542

Std. Methods for the Exam. Of Water and Wastewater, 20th Ed.

The results shown relate only to these samples.

These results meet all of the requirements of the NELAC standard.

Qualifiers

- N10 = The reported value is between the laboratory method detection limit and the laboratory practical quantitation limit and should only be relied upon as an estimate.
- O32 = This CCC compound was not within its target range of <20% drift of RF from the compound at initial calibration.
- O34 = The percent recovery for the extracted LCS was not within the acceptance range for this method.
- O61 = Only a partial peak detected in standards.



ENVIRONMENTAL RESOURCE ANALYSTS, INC.

Auburn Technology Park - 2975 Brown Ct. - Auburn, AL 36830

Tel. (334) 502-3444 Fax (334) 502-8888

Laboratory Report

Darlene Johnson
Monroeville - Double Branch
1000 Westbrook Dr.
Monroeville, AL 36460

Report Number: 437-0217
Date Received: 2/17/2017

Sample Number: 166062-01
Description: grab

Collection Date: 02/16/2017 6:00
Location: effluent PP

Test	Method	Result	Units	MDL	PQL	Date / Time	Analyst	Qual.
TTO-624 and 625								
Acrolein	EPA 624	BMDL	ug/L	30.8	50	02/21/17 16:58	EC	O32
Acrylonitrile	EPA 624	BMDL	ug/L	17	50	02/21/17 16:58	EC	
Benzene	EPA 624	BMDL	ug/L	1.69	5	02/21/17 16:14	EC	
bromoform	EPA 624	BMDL	ug/L	2.35	5	02/21/17 16:14	EC	
bromomethane	EPA 624	BMDL	ug/L	2.34	5	02/21/17 16:14	EC	O32
Carbon Tetrachloride	EPA 624	BMDL	ug/L	1.82	5	02/21/17 16:14	EC	
chlorobenzene	EPA 624	BMDL	ug/L	3.82	5	02/21/17 16:14	EC	
chlorodibromomethane	EPA 624	BMDL	ug/L	2	5	02/21/17 16:14	EC	
chloroethane	EPA 624	BMDL	ug/L	2.28	5	02/21/17 16:14	EC	
chloroform	EPA 624	BMDL	ug/L	1.84	5	02/21/17 16:14	EC	
chloromethane	EPA 624	BMDL	ug/L	2.7	5	02/21/17 16:14	EC	
2-Chloroethyl vinyl ether	EPA 624	BMDL	ug/L	5.09	10	02/21/17 16:14	EC	
dichlorobromomethane	EPA 624	BMDL	ug/L	1.79	5	02/21/17 16:14	EC	
1,2-Dichlorobenzene	EPA 624	BMDL	ug/L	2.11	5	02/21/17 16:14	EC	
1,4-Dichlorobenzene	EPA 624	BMDL	ug/L	2.11	5	02/21/17 16:14	EC	
1,1-dichloroethene	EPA 624	BMDL	ug/L	1.98	5	02/21/17 16:14	EC	
1,1-dichloroethane	EPA 624	BMDL	ug/L	1.55	5	02/21/17 16:14	EC	
1,2-dichloroethane	EPA 624	BMDL	ug/L	1.84	5	02/21/17 16:14	EC	
trans-1,2 Dichloroethene	EPA 624	BMDL	ug/L	1.94	5	02/21/17 16:14	EC	
1,3-dichloropropene	EPA 624	BMDL	ug/L	1.4	5	02/21/17 16:14	EC	
1,2-dichloropropane	EPA 624	BMDL	ug/L	1.53	5	02/21/17 16:14	EC	
Ethylbenzene	EPA 624	BMDL	ug/L	1.92	5	02/21/17 16:14	EC	O32
methylene chloride	EPA 624	BMDL	ug/L	2.21	5	02/21/17 16:14	EC	
tetrachloroethene	EPA 624	BMDL	ug/L	2	5	02/21/17 16:14	EC	
trichloroethene	EPA 624	BMDL	ug/L	1.81	5	02/21/17 16:14	EC	
Toluene	EPA 624	BMDL	ug/L	1.72	5	02/21/17 16:14	EC	
vinyl chloride	EPA 624	BMDL	ug/L	1.95	5	02/21/17 16:14	EC	
1,1,2,2-tetrachloroethane	EPA 624	BMDL	ug/L	1.76	5	02/21/17 16:14	EC	
1,1,2-trichloroethane	EPA 624	BMDL	ug/L	1.61	5	02/21/17 16:14	EC	

Preliminary Results: Not Approved



ENVIRONMENTAL RESOURCE ANALYSTS, INC.

Auburn Technology Park - 2975 Brown Ct. - Auburn, AL 36830

Tel. (334) 502-3444 Fax (334) 502-8888

Laboratory Report

Darlene Johnson
Monroeville - Double Branch
1000 Westbrook Dr.
Monroeville, AL 36460

Report Number: 437-0217

Date Received: 2/17/2017

Sample Number: 166062-01
Description: grab

Collection Date: 02/16/2017 6:00
Location: effluent PP

Test	Method	Result	Units	MDL	PQL	Date / Time	Analyst	Qual.
TTO-624 and 625								
xylenes, total	EPA 624	BMDL	ug/L	3.83	5	02/21/17 16:14	EC	
1,1,1-trichloroethane	EPA 624	BMDL	ug/L	1.94	5	02/21/17 16:14	EC	
1,2-Dichlorobenzene	EPA 624	BMDL	ug/L	2.11	5	03/14/17 21:55	EC	
1,4-Dichlorobenzene	EPA 624	BMDL	ug/L	2.11	5	03/14/17 21:55	EC	
1,3-Dichlorobenzene	EPA 625	BMDL	ug/L	9.66	10	02/21/17 16:14	EC	
para-chloro meta-cresol	EPA 625	BMDL	ug/L	6.39	10	03/14/17 21:55	EC	
2-chlorophenol	EPA 625	BMDL	ug/L	5.41	10	03/14/17 21:55	EC	
2,4-dichlorophenol	EPA 625	BMDL	ug/L	6.34	10	03/14/17 21:55	EC	
2,4-dimethylphenol	EPA 625	BMDL	ug/L	6.66	10	03/14/17 21:55	EC	
2-nitrophenol	EPA 625	BMDL	ug/L	6.22	10	03/14/17 21:55	EC	
4-nitrophenol	EPA 625	BMDL	ug/L	21.3	40	03/14/17 21:55	EC	O32
2,4-dinitrophenol	EPA 625	BMDL	ug/L	11	20	03/14/17 21:55	EC	O32
4,6-dinitro-o-cresol	EPA 625	BMDL	ug/L	8.12	10	03/14/17 21:55	EC	
Pentachlorophenol	EPA 625	BMDL	ug/L	8.19	10	03/14/17 21:55	EC	O34
Phenol	EPA 625	BMDL	ug/L	4.61	10	03/14/17 21:55	EC	O32
2,4,6-trichlorophenol	EPA 625	BMDL	ug/L	6.98	10	03/14/17 21:55	EC	
1,2-Diphenylhydrazine	EPA 625	BMDL	ug/L	8.34	10	03/14/17 21:55	EC	
Acenaphthene	EPA 625	BMDL	ug/L	5.7	10	03/14/17 21:55	EC	
Acenaphthylene	EPA 625	BMDL	ug/L	6.12	10	03/14/17 21:55	EC	
Anthracene	EPA 625	BMDL	ug/L	8.88	10	03/14/17 21:55	EC	
Benzidine	EPA 625	BMDL	ug/L	7.82	10	03/14/17 21:55	EC	O32
benzo (a) anthracene	EPA 625	BMDL	ug/L	7.79	10	03/14/17 21:55	EC	
benzo (ghi)perylene	EPA 625	BMDL	ug/L	5.64	10	03/14/17 21:55	EC	O32
Benzo(A)Pyrene	EPA 625	BMDL	ug/L	8.94	10	03/14/17 21:55	EC	O32
benzo(b)fluoranthene	EPA 625	BMDL	ug/L	9.16	10	03/14/17 21:55	EC	O32
benzo(k)fluoranthene	EPA 625	BMDL	ug/L	10.9	20	03/14/17 21:55	EC	O32
Bis (2-chloroethyl) Ether	EPA 625	BMDL	ug/L	5.59	10	03/14/17 21:55	EC	
bis(2-Chloroethoxy)methane	EPA 625	BMDL	ug/L	8.72	10	03/14/17 21:55	EC	
bis(2-chloroisopropyl)ethe	EPA 625	BMDL	ug/L	8.54	10	03/14/17 21:55	EC	

Preliminary Results: Not Approved



ENVIRONMENTAL RESOURCE ANALYSTS, INC.

Auburn Technology Park - 2975 Brown Ct. - Auburn, AL 36830

Tel. (334) 502-3444 Fax (334) 502-8888

Laboratory Report

Darlene Johnson
 Monroeville - Double Branch
 1000 Westbrook Dr.
 Monroeville, AL 36460

Report Number: 437-0217
 Date Received: 2/17/2017

Sample Number: 166062-01
 Description: grab

Collection Date: 02/16/2017 6:00
 Location: effluent PP

Test	Method	Result	Units	MDL	PQL	Date / Time	Analyst	Qual.
TTO-624 and 625								
bis(2-Ethylhexyl)phthalate	EPA 625	BMDL	ug/L	9.26	10	03/14/17 21:55	EC	
Butylbenzyl phthalate	EPA 625	BMDL	ug/L	7.84	10	03/14/17 21:55	EC	
4-Bromophenyl-phenyl ether	EPA 625	BMDL	ug/L	9.72	10	03/14/17 21:55	EC	
2-Chloronaphthalene	EPA 625	BMDL	ug/L	8.51	10	03/14/17 21:55	EC	
4-chlorophenyl-phenyl ether	EPA 625	BMDL	ug/L	8.74	10	03/14/17 21:55	EC	
Chrysene	EPA 625	BMDL	ug/L	6.18	10	03/14/17 21:55	EC	
Di-n-butyl phthalate	EPA 625	BMDL	ug/L	9.91	10	03/14/17 21:55	EC	
Di-n-octyl phthalate	EPA 625	BMDL	ug/L	9.91	10	03/14/17 21:55	EC	O32
Dibenzo [a,h] anthracene	EPA 625	BMDL	ug/L	5.36	10	03/14/17 21:55	EC	O32
1,3-Dichlorobenzene	EPA 625	BMDL	ug/L	9.66	10	03/14/17 21:55	EC	
3,3-Dichlorobenzidine	EPA 625	BMDL	ug/L	7.41	20	03/14/17 21:55	EC	O32
Diethyl phthalate	EPA 625	BMDL	ug/L	7.8	10	03/14/17 21:55	EC	
Dimethyl phthalate	EPA 625	BMDL	ug/L	8.83	10	03/14/17 21:55	EC	
Fluoranthene	EPA 625	BMDL	ug/L	7.84	10	03/14/17 21:55	EC	
Fluorene	EPA 625	BMDL	ug/L	8.01	10	03/14/17 21:55	EC	
Hexachlorobenzene	EPA 625	BMDL	ug/L	7.27	10	03/14/17 21:55	EC	
Hexachlorobutadiene	EPA 625	BMDL	ug/L	9.18	10	03/14/17 21:55	EC	
Hexachlorocyclopentadiene	EPA 625	BMDL	ug/L	9.46	10	03/14/17 21:55	EC	O32
Hexachloroethane	EPA 625	BMDL	ug/L	9.62	10	03/14/17 21:55	EC	
Indeno [1,2,3-cd] pyrene	EPA 625	BMDL	ug/L	4.94	10	03/14/17 21:55	EC	
Isophorone	EPA 625	BMDL	ug/L	8.7	10	03/14/17 21:55	EC	
Naphthalene	EPA 625	BMDL	ug/L	6.84	10	03/14/17 21:55	EC	
2,6-Dinitrotoluene	EPA 625	BMDL	ug/L	8.54	10	03/14/17 21:55	EC	
Nitrobenzene	EPA 625	BMDL	ug/L	6.92	10	03/14/17 21:55	EC	
N-nitroso-di-methylamine	EPA 625	BMDL	ug/L	4.91	10	03/14/17 21:55	EC	O34,
N-nitroso-di-phenylamine	EPA 625	BMDL	ug/L	9.15	10	03/14/17 21:55	EC	
n-nitrosodi-n-propylamine	EPA 625	BMDL	ug/L	7.28	10	03/14/17 21:55	EC	
Phenanthrene	EPA 625	BMDL	ug/L	8.27	10	03/14/17 21:55	EC	
Pyrene	EPA 625	BMDL	ug/L	7.8	10	03/14/17 21:55	EC	



ENVIRONMENTAL RESOURCE ANALYSTS, INC.

Auburn Technology Park - 2975 Brown Ct. - Auburn, AL 36830

Tel. (334) 502-3444 Fax (334) 502-8888

Laboratory Report

Darlene Johnson
Monroeville - Double Branch
1000 Westbrook Dr.
Monroeville, AL 36460

Report Number: 437-0217

Date Received: 2/17/2017

Sample Number: 166062-01

Collection Date: 02/16/2017 6:00

Description: grab

Location: effluent PP

Test	Method	Result	Units	MDL	PQL	Date / Time	Analyst	Qual.
TTO-624 and 625								
1,2,4-trichlorobenzene	EPA 625	BMDL	ug/L	9.94	10	03/14/17 21:55	EC	
2,4-Dinitrotoluene	EPA 625	BMDL	ug/L	8.1	10	03/14/17 21:55	EC	

Surrogate	Recovery %	Target Range
4-Bromofluorobenzene	96.2	90-110
toluene-d8	103	90-110
1,2-Dichloroethane-d4	105	88-119
p-Terphenyl-d14	95.6	18-137
2,4,6-Tribromophenol	29.3	19-124
2-Fluorobiphenyl	68.8	26-115
Nitrobenzene-d5	67.0	15-120
phenol-d5	12.4	18-113
2-Fluorophenol	18.7	10-121



ENVIRONMENTAL RESOURCE ANALYSTS, INC.

Auburn Technology Park - 2975 Brown Ct. - Auburn, AL 36830

Tel. (334) 502-3444 Fax (334) 502-8888

Laboratory Report

Darlene Johnson
Monroeville - Double Branch
1000 Westbrook Dr.
Monroeville, AL 36460

Report Number: 437-0217
Date Received: 2/17/2017

Sample Number: 166062-01
Description: grab

Collection Date: 02/16/2017 6:00
Location: effluent PP

Test	Method	Result	Units	MDL	PQL	Date / Time	Analyst	Qual.
------	--------	--------	-------	-----	-----	-------------	---------	-------

"Methods for Chemical Analysis of Water and Wastes" EPA, EMSL-CI, EPA 600/4-79-020, Rev. March 1979 & 1983.

All collection and test times are reported as central standard time.

BMDL = Below Method Detection Limit

EPA- Methods for Chemical Analysis of Water and Wastes, 1994.

EPA-821-R-98-002, February 1999.

State of Florida, NELAC Certification #E87542

Std. Methods for the Exam. Of Water and Wastewater, 20th Ed.

The results shown relate only to these samples.

These results meet all of the requirements of the NELAC standard.

Qualifiers

- N10 = The reported value is between the laboratory method detection limit and the laboratory practical quantitation limit and should only be relied upon as an estimate.
- O32 = This CCC compound was not within its target range of <20% drift of RF from the compound at initial calibration.
- O34 = The percent recovery for the extracted LCS was not within the acceptance range for this method.
- O61 = Only a partial peak detected in standards.

MDL: Method Detection Limit
PQL: Practical Quantitation Limit

Date

This person may be contacted for questions at the number listed above.



ENVIRONMENTAL RESOURCE ANALYSTS, INC.

Auburn Technology Park - 2975 Brown Ct. - Auburn, AL 36830

Tel. (334) 502-3444 Fax (334) 502-8888

Laboratory Report

Darlene Johnson
Monroeville - Double Branch
P.O. Box 674
Monroeville, AL 36460

Report Number: 437-0418

Date Received: 4/19/2018

Sample Number: 178237-01
Description: grab

Collection Date: 04/17/2018 15:00
Location: effluent PR

Test	Method	Result	Units	MDL	PQL	Date / Time	Analyst	Qual.
TTO-624 and 625								
Benzene	EPA 624	BMDL	ug/L	1.69	5	04/18/18 20:24	NG	
bromoform	EPA 624	BMDL	ug/L	2.35	5	04/18/18 20:24	NG	
bromomethane	EPA 624	BMDL	ug/L	2.34	5	04/18/18 20:24	NG	
Carbon Tetrachloride	EPA 624	BMDL	ug/L	1.82	5	04/18/18 20:24	NG	
chlorobenzene	EPA 624	BMDL	ug/L	3.82	5	04/18/18 20:24	NG	
chlorodibromomethane	EPA 624	BMDL	ug/L	2	5	04/18/18 20:24	NG	
chloroethane	EPA 624	BMDL	ug/L	2.28	5	04/18/18 20:24	NG	
chloroform	EPA 624	BMDL	ug/L	1.84	5	04/18/18 20:24	NG	
chloromethane	EPA 624	BMDL	ug/L	2.7	5	04/18/18 20:24	NG	
2-Chloroethyl vinyl ether	EPA 624	BMDL	ug/L	5.09	10	04/18/18 20:24	NG	
dichlorobromomethane	EPA 624	BMDL	ug/L	1.79	5	04/18/18 20:24	NG	
1,2-Dichlorobenzene	EPA 624	BMDL	ug/L	2.11	5	04/18/18 20:24	NG	
1,3-Dichlorobenzene	EPA 624	BMDL	ug/L	2.43	5	04/18/18 20:24	NG	
1,4-Dichlorobenzene	EPA 624	BMDL	ug/L	2.11	5	04/18/18 20:24	NG	
1,1-dichloroethene	EPA 624	BMDL	ug/L	1.98	5	04/18/18 20:24	NG	
1,1-dichloroethane	EPA 624	BMDL	ug/L	1.55	5	04/18/18 20:24	NG	
1,2-dichloroethane	EPA 624	BMDL	ug/L	1.84	5	04/18/18 20:24	NG	
trans-1,2 Dichloroethene	EPA 624	BMDL	ug/L	1.94	5	04/18/18 20:24	NG	
1,3-dichloropropene	EPA 624	BMDL	ug/L	1.4	5	04/18/18 20:24	NG	
1,2-dichloropropane	EPA 624	BMDL	ug/L	1.53	5	04/18/18 20:24	NG	
Ethylbenzene	EPA 624	BMDL	ug/L	1.92	5	04/18/18 20:24	NG	
methylene chloride	EPA 624	BMDL	ug/L	2.21	5	04/18/18 20:24	NG	
tetrachloroethene	EPA 624	BMDL	ug/L	2	5	04/18/18 20:24	NG	
trichloroethene	EPA 624	BMDL	ug/L	1.81	5	04/18/18 20:24	NG	
Toluene	EPA 624	BMDL	ug/L	1.72	5	04/18/18 20:24	NG	
vinyl chloride	EPA 624	BMDL	ug/L	1.95	5	04/18/18 20:24	NG	
1,1,2,2-tetrachloroethane	EPA 624	BMDL	ug/L	1.76	5	04/18/18 20:24	NG	
1,1,2-trichloroethane	EPA 624	BMDL	ug/L	1.61	5	04/18/18 20:24	NG	
xylene, total	EPA 624	BMDL	ug/L	3.83	5	04/18/18 20:24	NG	

Preliminary Results: Not Approved



ENVIRONMENTAL RESOURCE ANALYSTS, INC.

Auburn Technology Park - 2975 Brown Ct. - Auburn, AL 36830

Tel. (334) 502-3444 Fax (334) 502-8888

Laboratory Report

Darlene Johnson
Monroeville - Double Branch
P.O. Box 674
Monroeville, AL 36460

Report Number: 437-0418
Date Received: 4/19/2018

Sample Number: 178237-01
Description: grab

Collection Date: 04/17/2018 15:00
Location: effluent PR

Test	Method	Result	Units	MDL	PQL	Date / Time	Analyst	Qual.
TTO-624 and 625								
1,1,1-trichloroethane	EPA 624	BMDL	ug/L	1.94	5	04/18/18 20:24	NG	
1,2-Dichlorobenzene	EPA 624	BMDL	ug/L	2.11	5	04/18/18 20:24	NG	
1,3-Dichlorobenzene	EPA 624	BMDL	ug/L	2.43	5	04/18/18 20:24	NG	
1,4-Dichlorobenzene	EPA 624	BMDL	ug/L	2.11	5	04/18/18 20:24	NG	
para-chloro meta-cresol	EPA 625	BMDL	ug/L	6.39	10	04/25/18 19:18	NG	
2-chlorophenol	EPA 625	BMDL	ug/L	5.41	10	04/25/18 19:18	NG	
2,4-dichlorophenol	EPA 625	BMDL	ug/L	6.34	10	04/25/18 19:18	NG	
2,4-dimethylphenol	EPA 625	BMDL	ug/L	6.66	10	04/25/18 19:18	NG	
2-nitrophenol	EPA 625	BMDL	ug/L	6.22	10	04/25/18 19:18	NG	
4-nitrophenol	EPA 625	BMDL	ug/L	21.3	40	04/25/18 19:18	NG	
2,4-dinitrophenol	EPA 625	BMDL	ug/L	11	20	04/25/18 19:18	NG	O32,
4,6-dinitro-o-cresol	EPA 625	BMDL	ug/L	8.12	10	04/25/18 19:18	NG	
Pentachlorophenol	EPA 625	BMDL	ug/L	8.19	10	04/25/18 19:18	NG	
Phenol	EPA 625	BMDL	ug/L	4.61	10	04/25/18 19:18	NG	
2,4,6-trichlorophenol	EPA 625	BMDL	ug/L	6.98	10	04/25/18 19:18	NG	
1,2-Diphenylhydrazine	EPA 625	BMDL	ug/L	8.34	10	04/25/18 19:18	NG	
Acenaphthene	EPA 625	BMDL	ug/L	5.7	10	04/25/18 19:18	NG	
Acenaphthylene	EPA 625	BMDL	ug/L	6.12	10	04/25/18 19:18	NG	
Anthracene	EPA 625	BMDL	ug/L	8.88	10	04/25/18 19:18	NG	
Benzidine	EPA 625	BMDL	ug/L	7.82	10	04/25/18 19:18	NG	O46
benzo (a) anthracene	EPA 625	BMDL	ug/L	7.79	10	04/25/18 19:18	NG	
benzo (ghi)perylene	EPA 625	BMDL	ug/L	5.64	10	04/25/18 19:18	NG	O32
Benzo(A)Pyrene	EPA 625	BMDL	ug/L	8.94	10	04/25/18 19:18	NG	
benzo(b)fluoranthene	EPA 625	BMDL	ug/L	9.16	10	04/25/18 19:18	NG	
benzo(k)fluoranthene	EPA 625	BMDL	ug/L	10.9	20	04/25/18 19:18	NG	
Bis (2-chloroethyl) Ether	EPA 625	BMDL	ug/L	5.59	10	04/25/18 19:18	NG	
bis(2-Chloroethoxy)methane	EPA 625	BMDL	ug/L	8.72	10	04/25/18 19:18	NG	
bis(2-chloroisopropyl)ethe	EPA 625	BMDL	ug/L	8.54	10	04/25/18 19:18	NG	
bis(2-Ethylhexyl)phtalate	EPA 625	BMDL	ug/L	9.26	10	04/25/18 19:18	NG	

Preliminary Results: Not Approved



ENVIRONMENTAL RESOURCE ANALYSTS, INC.

Auburn Technology Park - 2975 Brown Ct. - Auburn, AL 36830

Tel. (334) 502-3444 Fax (334) 502-8888

Laboratory Report

Darlene Johnson
Monroeville - Double Branch
P.O. Box 674
Monroeville, AL 36460

Report Number: 437-0418

Date Received: 4/19/2018

Sample Number: 178237-01
Description: grab

Collection Date: 04/17/2018 15:00

Location: effluent PR

Test	Method	Result	Units	MDL	PQL	Date / Time	Analyst	Qual.
TTO-624 and 625								
Butylbenzyl phthalate	EPA 625	BMDL	ug/L	7.84	10	04/25/18 19:18	NG	
4-Bromophenyl-phenyl ether	EPA 625	BMDL	ug/L	9.72	10	04/25/18 19:18	NG	
2-Chloronaphthalene	EPA 625	BMDL	ug/L	8.51	10	04/25/18 19:18	NG	
4-chlorophenyl-phenyl ether	EPA 625	BMDL	ug/L	8.74	10	04/25/18 19:18	NG	
Chrysene	EPA 625	BMDL	ug/L	6.18	10	04/25/18 19:18	NG	
Di-n-butyl phthalate	EPA 625	BMDL	ug/L	9.91	10	04/25/18 19:18	NG	
Di-n-octyl phthalate	EPA 625	BMDL	ug/L	9.91	10	04/25/18 19:18	NG	
Dibenzo [a,h] anthracene	EPA 625	BMDL	ug/L	5.36	10	04/25/18 19:18	NG	
3,3-Dichlorobenzidine	EPA 625	BMDL	ug/L	7.41	20	04/25/18 19:18	NG	
Diethyl phthalate	EPA 625	BMDL	ug/L	7.8	10	04/25/18 19:18	NG	
Dimethyl phthalate	EPA 625	BMDL	ug/L	8.83	10	04/25/18 19:18	NG	
Fluoranthene	EPA 625	BMDL	ug/L	7.84	10	04/25/18 19:18	NG	
Fluorene	EPA 625	BMDL	ug/L	8.01	10	04/25/18 19:18	NG	
Hexachlorobenzene	EPA 625	BMDL	ug/L	7.27	10	04/25/18 19:18	NG	
Hexachlorobutadiene	EPA 625	BMDL	ug/L	9.18	10	04/25/18 19:18	NG	
Hexachlorocyclopentadiene	EPA 625	BMDL	ug/L	9.46	10	04/25/18 19:18	NG	O32
Hexachloroethane	EPA 625	BMDL	ug/L	9.62	10	04/25/18 19:18	NG	
Indeno [1,2,3-cd] pyrene	EPA 625	BMDL	ug/L	4.94	10	04/25/18 19:18	NG	
Isophorone	EPA 625	BMDL	ug/L	8.7	10	04/25/18 19:18	NG	
Naphthalene	EPA 625	BMDL	ug/L	6.84	10	04/25/18 19:18	NG	
2,6-Dinitrotoluene	EPA 625	BMDL	ug/L	8.54	10	04/25/18 19:18	NG	
Nitrobenzene	EPA 625	BMDL	ug/L	6.92	10	04/25/18 19:18	NG	
N-nitroso-di-methylamine	EPA 625	BMDL	ug/L	4.91	10	04/25/18 19:18	NG	
N-nitroso-di-phenylamine	EPA 625	BMDL	ug/L	9.15	10	04/25/18 19:18	NG	
n-nitrosodi-n-propylamine	EPA 625	BMDL	ug/L	7.28	10	04/25/18 19:18	NG	
Phenanthrene	EPA 625	BMDL	ug/L	8.27	10	04/25/18 19:18	NG	
Pyrene	EPA 625	BMDL	ug/L	7.8	10	04/25/18 19:18	NG	
1,2,4-trichlorobenzene	EPA 625	BMDL	ug/L	9.94	10	04/25/18 19:18	NG	
2,4-Dinitrotoluene	EPA 625	BMDL	ug/L	8.1	10	04/25/18 19:18	NG	

Preliminary Results: Not Approved

Page 3 of 5



ENVIRONMENTAL RESOURCE ANALYSTS, INC.

Auburn Technology Park - 2975 Brown Ct. - Auburn, AL 36830

Tel. (334) 502-3444 Fax (334) 502-8888

Laboratory Report

Darlene Johnson
Monroeville - Double Branch
P.O. Box 674
Monroeville, AL 36460

Report Number: 437-0418

Date Received: 4/19/2018

Sample Number: 178237-01

Collection Date: 04/17/2018 15:00

Description: grab

Location: effluent PR

Test	Method	Result	Units	MDL	PQL	Date / Time	Analyst	Qual.
------	--------	--------	-------	-----	-----	-------------	---------	-------

TTO-624 and 625

Surrogate	Recovery %	Target Range
4-Bromofluorobenzene	95.5	90-110
toluene-d8	95.7	90-110
1,2-Dichloroethane-d4	109	88-119
p-Terphenyl-d14	54.0	18-137
2,4,6-Tribromophenol	43.0	19-124
2-Fluorobiphenyl	45.7	26-115
Nitrobenzene-d5	42.6	15-120
phenol-d5	16.1	18-113
2-Fluorophenol	20.6	10-121



ENVIRONMENTAL RESOURCE ANALYSTS, INC.

Auburn Technology Park - 2975 Brown Ct. - Auburn, AL 36830

Tel. (334) 502-3444 Fax (334) 502-8888

Laboratory Report

Darlene Johnson
Monroeville - Double Branch
P.O. Box 674
Monroeville, AL 36460

Report Number: 437-0418
Date Received: 4/19/2018

Sample Number: 178237-01
Description: grab

Collection Date: 04/17/2018 15:00
Location: effluent PR

Test	Method	Result	Units	MDL	PQL	Date / Time	Analyst	Qual.
------	--------	--------	-------	-----	-----	-------------	---------	-------

"Methods for Chemical Analysis of Water and Wastes" EPA, EMSL-CI, EPA 600/4-79-020, Rev. March 1979 & 1983.

BMDL = Below Method Detection Limit

COD: EPA approved methods in "HACH Water Analysis Handbook", 2nd Ed.

EPA- Methods for Chemical Analysis of Water and Wastes, 1994.

Oil & Grease: EPA-821-R-98-002, February 1999.

State of Florida, NELAC Certification #E87542

Std. Methods for the Exam. Of Water and Wastewater, 20th Ed.

The results shown relate only to these samples.

These results meet all of the requirements of the NELAC standard.

Qualifiers

- N10 = The reported value is between the laboratory method detection limit and the laboratory practical quantitation limit and should only be relied upon as an estimate.
- O29 = For this compound which was calibrated using linear regression, the measured concentration was not between the specified range of 70-130%.
- O32 = This CCC compound was not within its target range of <20% drift of RF from the compound at initial calibration.
- O46 = This compound did not have an RSD of <35% or an r2 of >0.990 at calibration.
- P1 = The matrix spike and matrix spike duplicate precision value was >10%.

MDL: Method Detection Limit
PQL: Practical Quantitation Limit

Date

This person may be contacted for questions at the number listed above.



ENVIRONMENTAL RESOURCE ANALYSTS, INC.

Auburn Technology Park - 2975 Brown Ct. - Auburn, AL 36830

Tel. (334) 502-3444 Fax (334) 502-8888

Results of Analysis For: Darlene Johnson
Monroeville - Double Branch
P.O. Box 674
Monroeville, AL 36460

Report No 437-0418

Date Received: 4/19/2018

Location effluent PR

<u>Analysis</u>	<u>Result</u>	<u>Units</u>	<u>Qual.</u>	<u>MDL</u>	<u>PQL</u>	<u>Method</u>	<u>Collection Date/Time</u>	<u>Analysis Date/Time</u>	<u>Analyst</u>
178237-01									
Cyanide	<0.0040	mg/L		0.004	0.01	EPA 335.4	04/17/18 15:00	04/30/18 09:01	AO
Oil & Grease	<4.56	mg/L		4.56	5	EPA 1664A	04/17/18 15:00	04/24/18 12:00	ZM
Total Phenols	0.049	mg/L	N10	0.015	0.05	EPA 420.1	04/17/18 15:00	05/03/18 08:00	JA
178237-02									
Ammonia	0.308	mg N/L	P1	0.2	0.2	EPA 350.1(1993)	04/17/18 08:45	04/25/18 14:18	HK
Antimony	<20.0	ug/L		20	50	EPA 200.7	04/17/18 08:45	04/24/18 13:11	AO
Arsenic	<22.0	ug/L		22	50	EPA 200.7	04/17/18 08:45	04/24/18 13:11	AO
Beryllium	<4.0	ug/L		4	5	EPA 200.7	04/17/18 08:45	04/24/18 13:11	AO
Cadmium	<4.0	ug/L		4	10	EPA 200.7	04/17/18 08:45	04/24/18 13:11	AO
Chromium	<7.0	ug/L		7	25	EPA 200.7	04/17/18 08:45	04/24/18 13:11	AO
Copper	6.4	ug/L	N10	6	10	EPA 200.7	04/17/18 08:45	04/24/18 13:11	AO
Hardness	52.9	mg/L CaCO3		5	5	SM 2340C-2011	04/17/18 08:45	04/20/18 17:00	BU
Lead	<26.0	ug/L		26	50	EPA 200.7	04/17/18 08:45	04/24/18 13:11	AO
Nickel	<8.0	ug/L		8	10	EPA 200.7	04/17/18 08:45	04/24/18 13:11	AO
NO2-/NO3	2.16	mg N/L		0.035	0.1	EPA 353.2	04/17/18 08:45	05/08/18 15:09	HK
Selenium	<26.0	ug/L		26	50	EPA 200.7	04/17/18 08:45	04/24/18 13:11	AO
Silver	<8.0	ug/L		8	10	EPA 200.7	04/17/18 08:45	04/24/18 13:11	AO
TDS	310	mg/L(Dry)		2	2	SM 2540C-2011	04/17/18 08:45	04/23/18 15:00	BEH
Thallium	<34.0	ug/L		34	50	EPA 200.7	04/17/18 08:45	04/24/18 13:11	AO
TKN	1.55	mg N/L		0.474	1.25	EPA 351.2	04/17/18 08:45	04/26/18 10:45	HK
Total Phosphorus	1.64	mg P/L		0.1	1	EPA 365.4	04/17/18 08:45	04/26/18 10:45	HK
Zinc	78.3	ug/L		10	25	EPA 200.7	04/17/18 08:45	04/24/18 13:11	AO



ENVIRONMENTAL RESOURCE ANALYSTS, INC.

Auburn Technology Park - 2975 Brown Ct. - Auburn, AL 36830

Tel. (334) 502-3444 Fax (334) 502-8888

Results of Analysis For: Darlene Johnson
Monroeville - Double Branch
P.O. Box 674
Monroeville, AL 36460

Analytes - NOT NELAC Certified

1,2-Dichloroethane-d4

4-Bromofluorobenzene

LL Hg

toluene-d8

MDL: Method Detection Limit

PQL: Practical Quantitation Limit

Date

This person may be contacted for questions at the number listed above.

"Methods for Chemical Analysis of Water and Wastes" EPA, EMSL-CI, EPA 600/4-79-020, Rev. March 1979 & 1983.

BMDL = Below Method Detection Limit

COD: EPA approved methods in "HACH Water Analysis Handbook", 2nd Ed.

EPA- Methods for Chemical Analysis of Water and Wastes, 1994.

Oil & Grease: EPA-821-R-98-002, February 1999.

State of Florida, NELAC Certification #E87542

Std. Methods for the Exam. Of Water and Wastewater, 20th Ed.

The results shown relate only to these samples.

These results meet all of the requirements of the NELAC standard.

Qualifiers

- N10 = The reported value is between the laboratory method detection limit and the laboratory practical quantitation limit and should only be relied upon as an estimate.
- O29 = For this compound which was calibrated using linear regression, the measured concentration was not between the specified range of 70-130%.
- O32 = This CCC compound was not within its target range of <20% drift of RF from the compound at initial calibration.
- O46 = This compound did not have an RSD of <35% or an r2 of >0.990 at calibration.
- P1 = The matrix spike and matrix spike duplicate precision value was >10%.



ENVIRONMENTAL RESOURCE ANALYSTS, INC.

Auburn Technology Park - 2975 Brown Ct. - Auburn, AL 36830

Tel. (334) 502-3444 Fax (334) 502-8888

Results of Analysis For: Darlene Johnson
Monroeville - Double Branch
P.O. Box 674
Monroeville, AL 36460

Project: 437-0819
Date Received: 8/14/2019

Sample Number: 193896-01	Collection Date: 08/13/2019 8:25
Description: grab	Location: effluent PR

Analysis	Result	Units	Qual.	MDL	PQL	Method	Collection Date/Time	Analysis Date/Time	Analyst
Cyanide	<0.0040	mg/L		0.004	0.01	EPA 335.4	08/13/19 08:25	08/20/19 14:43	JA
Oil & Grease	<4.56	mg/L		4.56	5	EPA 1664A	08/13/19 08:25	08/15/19 09:30	BG
Subcontract - LL Hg	com					Subcontract	08/13/19 08:25		
Total Phenols	<0.015	mg/L		0.015	0.05	EPA 420.1	08/13/19 08:25	08/28/19 10:30	BG

Organics

Test	Method	Result	Units	MDL	PQL	Date / Time	Analyst	Qual.
625.1 SVOC WW								
1,2,4-Trichlorobenzene	EPA 625.1	BMDL	ug/L	9.33	10	08/23/19 17:25	NG	
1,2-Diphenylhydrazine	EPA 625.1	BMDL	ug/L	10.7	10	08/23/19 17:25	NG	
2-Chloronaphthalene	EPA 625.1	BMDL	ug/L	11.6	10	08/23/19 17:25	NG	
2-Chlorophenol	EPA 625.1	BMDL	ug/L	9.81	10	08/23/19 17:25	NG	
2-Nitrophenol	EPA 625.1	BMDL	ug/L	12.3	20	08/23/19 17:25	NG	
2,4-Dichlorophenol	EPA 625.1	BMDL	ug/L	13.2	10	08/23/19 17:25	NG	
2,4-Dimethylphenol	EPA 625.1	BMDL	ug/L	11.3	10	08/23/19 17:25	NG	
2,4-Dinitrophenol	EPA 625.1	BMDL	ug/L	18.3	10	08/23/19 17:25	NG	
2,4-Dinitrotoluene	EPA 625.1	BMDL	ug/L	7.7	20	08/23/19 17:25	NG	
2,6-Dinitrotoluene	EPA 625.1	BMDL	ug/L	8.13	10	08/23/19 17:25	NG	
2,4,6-Trichlorophenol	EPA 625.1	BMDL	ug/L	11.6	10	08/23/19 17:25	NG	
3,3-Dichlorobenzidine	EPA 625.1	BMDL	ug/L	14.6	20	08/23/19 17:25	NG	M1
4-Bromophenyl-phenyl ether	EPA 625.1	BMDL	ug/L	9.12	10	08/23/19 17:25	NG	
4-Chlorophenyl-phenyl ether	EPA 625.1	BMDL	ug/L	9.93	10	08/23/19 17:25	NG	
4-Chloro-3-methylphenol	EPA 625.1	BMDL	ug/L	9.95	10	08/23/19 17:25	NG	
4-Nitrophenol	EPA 625.1	BMDL	ug/L	8.29	10	08/23/19 17:25	NG	A10,
4,6-Dinitro-2-Methylphenol	EPA 625.1	BMDL	ug/L	8.04	10	08/23/19 17:25	NG	M1
Acenaphthene	EPA 625.1	BMDL	ug/L	8.79	10	08/23/19 17:25	NG	A10,
Acenaphthylene	EPA 625.1	BMDL	ug/L	9.12	10	08/23/19 17:25	NG	A10
Anthracene	EPA 625.1	BMDL	ug/L	9.05	10	08/23/19 17:25	NG	
Benzidine	EPA 625.1	BMDL	ug/L	15.1	20	08/23/19 17:25	NG	M1
Benzo(a)pyrene	EPA 625.1	BMDL	ug/L	9.92	10	08/23/19 17:25	NG	A10



ENVIRONMENTAL RESOURCE ANALYSTS, INC.

Auburn Technology Park - 2975 Brown Ct. - Auburn, AL 36830

Tel. (334) 502-3444 Fax (334) 502-8888

Results of Analysis For: Darlene Johnson
Monroeville - Double Branch
P.O. Box 674
Monroeville, AL 36460

Project: 437-0819
Date Received: 8/14/2019

Organics

Test	Method	Result	Units	MDL	PQL	Date / Time	Analyst	Qual.
625.1 SVOC WW								
Benzo(a)anthracene	EPA 625.1	BMDL	ug/L	8.81	10	08/23/19 17:25	NG	A10
Benzo(b)fluoranthene	EPA 625.1	BMDL	ug/L	10	10	08/23/19 17:25	NG	A10
Benzo(g,h,i)perylene	EPA 625.1	BMDL	ug/L	9.45	10	08/23/19 17:25	NG	A10,
Benzo(k)fluoranthene	EPA 625.1	BMDL	ug/L	9.22	10	08/23/19 17:25	NG	A10
Bis(2-chloroethoxy)methane	EPA 625.1	BMDL	ug/L	6.66	10	08/23/19 17:25	NG	
Bis(2-chloroethyl)ether	EPA 625.1	BMDL	ug/L	8.22	10	08/23/19 17:25	NG	
Bis(2-chloroisopropyl)ether	EPA 625.1	BMDL	ug/L	7.09	10	08/23/19 17:25	NG	A10,
Bis(2-Ethylhexyl) phthalate	EPA 625.1	BMDL	ug/L	6.84	10	08/23/19 17:25	NG	
Butylbenzyl phthalate	EPA 625.1	BMDL	ug/L	9.96	10	08/23/19 17:25	NG	
Chrysene	EPA 625.1	BMDL	ug/L	8.7	10	08/23/19 17:25	NG	
Dibenz(a,h)anthracene	EPA 625.1	BMDL	ug/L	8.11	10	08/23/19 17:25	NG	A10
Diethyl phthalate	EPA 625.1	BMDL	ug/L	8.92	10	08/23/19 17:25	NG	
Dimethyl phthalate	EPA 625.1	BMDL	ug/L	10	10	08/23/19 17:25	NG	
Di-n-butyl phthalate	EPA 625.1	BMDL	ug/L	8.46	10	08/23/19 17:25	NG	
Di-n-octyl phthalate	EPA 625.1	BMDL	ug/L	9.5	10	08/23/19 17:25	NG	
n-Nitrosodimethylamine	EPA 625.1	BMDL	ug/L	9.79	10	08/23/19 17:25	NG	
Fluoranthene	EPA 625.1	BMDL	ug/L	8.6	10	08/23/19 17:25	NG	A10
Fluorene	EPA 625.1	BMDL	ug/L	8.91	10	08/23/19 17:25	NG	A10,
Hexachlorobenzene	EPA 625.1	BMDL	ug/L	9.43	10	08/23/19 17:25	NG	
Hexachlorobutadiene	EPA 625.1	BMDL	ug/L	9.29	10	08/23/19 17:25	NG	
Hexachlorocyclopentadiene	EPA 625.1	BMDL	ug/L	8.73	10	08/23/19 17:25	NG	A10,
Hexachloroethane	EPA 625.1	BMDL	ug/L	8.89	10	08/23/19 17:25	NG	
Indeno(1,2,3-cd)pyrene	EPA 625.1	BMDL	ug/L	7.46	10	08/23/19 17:25	NG	A10
Isophorone	EPA 625.1	BMDL	ug/L	7.93	10	08/23/19 17:25	NG	
Naphthalene	EPA 625.1	BMDL	ug/L	8.76	10	08/23/19 17:25	NG	A10
Nitrobenzene	EPA 625.1	BMDL	ug/L	7.07	10	08/23/19 17:25	NG	
n-Nitrosodi-n-propylamine	EPA 625.1	BMDL	ug/L	8.89	10	08/23/19 17:25	NG	
n-Nitrosodiphenylamine	EPA 625.1	BMDL	ug/L	8.1	10	08/23/19 17:25	NG	
Pentachlorophenol	EPA 625.1	BMDL	ug/L	10.6	20	08/23/19 17:25	NG	
Phenanthrene	EPA 625.1	BMDL	ug/L	9.42	10	08/23/19 17:25	NG	A10,
Phenol	EPA 625.1	BMDL	ug/L	9.39	10	08/23/19 17:25	NG	



ENVIRONMENTAL RESOURCE ANALYSTS, INC.

Auburn Technology Park - 2975 Brown Ct. - Auburn, AL 36830

Tel. (334) 502-3444 Fax (334) 502-8888

Results of Analysis For: Darlene Johnson
 Monroeville - Double Branch
 P.O. Box 674
 Monroeville, AL 36460

Project: 437-0819
 Date Received: 8/14/2019

Organics

Test	Method	Result	Units	MDL	PQL	Date / Time	Analyst	Qual.
625.1 SVOC WW								
Pyrene	EPA 625.1	BMDL	ug/L	9.62	10	08/23/19 17:25	NG	A10
Surrogate		Recovery %		Target Range				
2-Fluorophenol		33.6						
Phenol-d5		22.6						
Nitrobenzene-d5		59.4						
2-Fluorobiphenyl		72.1						
2,4,6-Tribromophenol		59.2						
p-Terphenyl-d14		96.3						

Sample Number: 193896-02	Collection Date: 08/13/2019 8:30
Description: comp	Location: effluent PR

Analysis	Result	Units	Qual.	MDL	PQL	Method	Collection Date/Time	Analysis Date/Time	Analyst
Ammonia	<0.200	mg N/L		0.2	0.2	EPA 350.1(1993)	08/13/19 08:30	08/22/19 10:15	JA
Antimony	<11.4	ug/L		11.4	25	EPA 200.7	08/13/19 08:30	08/20/19 15:23	AO
Arsenic	<21.0	ug/L		21	50	EPA 200.7	08/13/19 08:30	08/20/19 15:23	AO
Beryllium	<1.8	ug/L		1.8	5	EPA 200.7	08/13/19 08:30	08/20/19 15:23	AO
Cadmium	<4.3	ug/L		4.3	10	EPA 200.7	08/13/19 08:30	08/20/19 15:23	AO
Chromium	<7.6	ug/L		7.6	25	EPA 200.7	08/13/19 08:30	08/20/19 15:23	AO
Copper	12.3	ug/L		3.1	10	EPA 200.7	08/13/19 08:30	08/20/19 15:23	AO
Hardness	81.1	mg/L CaCO3 (EDTA)		5	5	SM 2340C-2011	08/13/19 08:30	08/21/19 13:00	RB
Lead	<23.3	ug/L		23.3	50	EPA 200.7	08/13/19 08:30	08/20/19 15:23	AO
Nickel	<4.8	ug/L		4.8	10	EPA 200.7	08/13/19 08:30	08/20/19 15:23	AO
NO2-/NO3	11.9	mg N/L		0.035	0.1	EPA 353.2	08/13/19 08:30	08/19/19 15:50	JA
Selenium	<12.4	ug/L		12.4	25	EPA 200.7	08/13/19 08:30	08/20/19 15:23	AO
Silver	<4.1	ug/L		4.1	5	EPA 200.7	08/13/19 08:30	08/20/19 15:23	AO
TDS	396	mg/L(Dry)		2.5	2.5	SM 2540C-2011	08/13/19 08:30	08/19/19 17:00	BEH
Thallium	<10.5	ug/L		10.5	25	EPA 200.7	08/13/19 08:30	08/20/19 15:23	AO



ENVIRONMENTAL RESOURCE ANALYSTS, INC.

Auburn Technology Park - 2975 Browu Ct. - Auburn, AL 36830

Tel. (334) 502-3444 Fax (334) 502-8888

Results of Analysis For: Darlene Johnson
Monroeville - Double Branch
P.O. Box 674
Monroeville, AL 36460

Project: 437-0819
Date Received: 8/14/2019

Analysis	Result	Units	Qual.	MDL	PQL	Method	Collection Date/Time	Analysis Date/Time	Analyst
TKN	1.20	mg N/L	N10	0.843	1.25	EPA 351.2	08/13/19 08:30	08/19/19 11:07	JA
Total Phosphorus	2.63	mg P/L		0.1	1	EPA 365.4	08/13/19 08:30	08/19/19 11:07	JA
Zinc	29.5	ug/L		4.5	25	EPA 200.7	08/13/19 08:30	08/20/19 15:23	AO

Sample Number: 193896-04	Collection Date: 08/13/2019 8:26
Description: grab	Location: Field Blank LLHg

Analysis	Result	Units	Qual.	MDL	PQL	Method	Collection Date/Time	Analysis Date/Time	Analyst
Subcontract - LL Hg	com					Subcontract	08/13/19 08:26		



ENVIRONMENTAL RESOURCE ANALYSTS, INC.

Auburn Technology Park - 2975 Brown Ct. - Auburn, AL 36830

Tel. (334) 502-3444 Fax (334) 502-8888

Results of Analysis For: Darlene Johnson
Monroeville - Double Branch
P.O. Box 674
Monroeville, AL 36460

Project: 437-0819
Date Received: 8/14/2019

Analytes - NOT NELAC Certified

1,2-Diphenylhydrazine	2,4,6-Tribromophenol	2-Fluorobiphenyl	2-Fluorophenol
Nitrobenzene-d5	Phenol-d5	p-Terphenyl-d14	Subcontract - LL Hg

MDL: Method Detection Limit
PQL: Practical Quantitation Limit
BMDL: Below Method Detection Limit

09/19/2019

Erin Consuegra, QA/QC Manager

Date

This person may be contacted for questions at the number listed above.

"Methods for Chemical Analysis of Water and Wastes" EPA, EMSL-CI, EPA 600/4-79-020, Rev. March 1979 & 1983.

BMDL = Below Method Detection Limit

COD: EPA approved methods in "HACH Water Analysis Handbook", 2nd Ed.

EPA- Methods for Chemical Analysis of Water and Wastes, 1994.

Oil & Grease: EPA-821-R-98-002, February 1999.

State of Florida, NELAC Certification #E87542

The results shown relate only to these samples.

The samples in the cooler were outside of the acceptable temperature range at receipt to the lab.

The tailing factor for EPA 625.1 did not meet the method QA/QC criteria.

These results meet all of the requirements of the NELAC standard.

Qualifiers

A10 = QA/QC criteria were not met for this analyte.

M1 = The Matrix Spike did not meet QA/QC requirements.

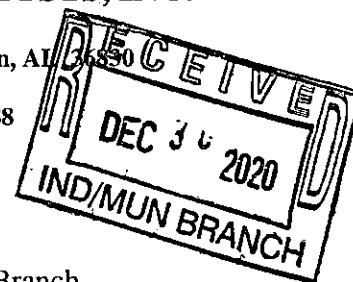
N10 = The reported value is between the laboratory method detection limit and the laboratory practical quantitation limit and should only be relied upon as an estimate.



ENVIRONMENTAL RESOURCE ANALYSTS, INC.

Auburn Technology Park - 2975 Brown Ct. - Auburn, AL 36850

Tel. (334) 502-3444 Fax (334) 502-8888



Results of Analysis For: Darlene Johnson
Monroeville - Double Branch
P.O. Box 674
Monroeville, AL 36460

Project: 437-1019
Date Received: 10/10/2019

Sample Number: 196665-01	Collection Date: 10/09/2019 8:30
Description: comp	Location: effluent DB

Analysis	Result	Units	Qual.	MDL	PQL	Method	Collection Date/Time	Analysis Date/Time	Analyst
NO2-/NO3	8.80	mg N/L		0.035	0.1	EPA 353.2	10/09/19 08:30	10/16/19 11:14	JA
TKN	1.66	mg N/L		0.843	1.25	EPA 351.2	10/09/19 08:30	10/18/19 14:15	JA
Total Phosphorus	1.49	mg P/L		0.1	1	EPA 365.4	10/09/19 08:30	10/18/19 14:15	JA

Sample Number: 196665-02	Collection Date: 10/09/2019 8:45
Description: grab	Location: effluent DB

Analysis	Result	Units	Qual.	MDL	PQL	Method	Collection Date/Time	Analysis Date/Time	Analyst
Cadmium	<0.11	ug/L		0.11	1	EPA 200.8	10/09/19 08:45	10/18/19 16:04	AO
Copper	4.0	ug/L	N10	3.1	10	EPA 200.7	10/09/19 08:45	10/16/19 16:23	AO
Zinc	54.3	ug/L		4.5	25	EPA 200.7	10/09/19 08:45	10/16/19 16:23	AO

Organics

Test	Method	Result	Units	MDL	PQL	Date / Time	Analyst	Qual.
624.1 WWVOC								
Acrolein	EPA 624.1	BMDL	ug/L	16.5	20	10/11/19 5:08	NG	
Acrylonitrile	EPA 624.1	BMDL	ug/L	25.5	50	10/11/19 5:08	NG	
Benzene	EPA 624.1	BMDL	ug/L	1.85	5	10/11/19 5:08	NG	
Bromodichloromethane	EPA 624.1	BMDL	ug/L	1.54	5	10/11/19 5:08	NG	
Bromoform	EPA 624.1	BMDL	ug/L	3.05	5	10/11/19 5:08	NG	
Bromomethane	EPA 624.1	BMDL	ug/L	4.76	5	10/11/19 5:08	NG	
Carbon Tetrachloride	EPA 624.1	BMDL	ug/L	0.618	5	10/11/19 5:08	NG	
Chlorobenzene	EPA 624.1	BMDL	ug/L	0.755	5	10/11/19 5:08	NG	
Chloroethane	EPA 624.1	BMDL	ug/L	1.46	5	10/11/19 5:08	NG	
2-Chloroethylvinyl Ether	EPA 624.1	BMDL	ug/L	4.36	5	10/11/19 5:08	NG	
Chloroform	EPA 624.1	BMDL	ug/L	1.73	5	10/11/19 5:08	NG	
Chloromethane	EPA 624.1	BMDL	ug/L	1.8	5	10/11/19 5:08	NG	
Dibromochloromethane	EPA 624.1	BMDL	ug/L	0.858	5	10/11/19 5:08	NG	



ENVIRONMENTAL RESOURCE ANALYSTS, INC.

Auburn Technology Park - 2975 Brown Ct. - Auburn, AL 36830

Tel. (334) 502-3444 Fax (334) 502-8888

Results of Analysis For: Darlene Johnson
Monroeville - Double Branch
P.O. Box 674
Monroeville, AL 36460

Project: 437-1019
Date Received: 10/10/2019

Organics

Test	Method	Result	Units	MDL	PQL	Date / Time	Analyst	Qual.
624.1 WWVOC								
1,2-Dichlorobenzene	EPA 624.1	BMDL	ug/L	0.915	5	10/11/19 5:08	NG	
1,3-Dichlorobenzene	EPA 624.1	BMDL	ug/L	0.626	5	10/11/19 5:08	NG	
1,4-Dichlorobenzene	EPA 624.1	BMDL	ug/L	0.745	5	10/11/19 5:08	NG	
1,1-Dichloroethane	EPA 624.1	BMDL	ug/L	1.94	5	10/11/19 5:08	NG	
1,2-Dichloroethane	EPA 624.1	BMDL	ug/L	1.27	5	10/11/19 5:08	NG	
1,1-Dichloroethene	EPA 624.1	BMDL	ug/L	1	5	10/11/19 5:08	NG	
Trans-1,2-Dichloroethene	EPA 624.1	BMDL	ug/L	1.17	5	10/11/19 5:08	NG	
1,2-Dichloropropane	EPA 624.1	BMDL	ug/L	1.8	5	10/11/19 5:08	NG	
Cis-1,3-Dichloropropene	EPA 624.1	BMDL	ug/L	0.81	5	10/11/19 5:08	NG	
Trans-1,3-Dichloropropene	EPA 624.1	BMDL	ug/L	0.629	5	10/11/19 5:08	NG	
Ethylbenzene	EPA 624.1	BMDL	ug/L	0.57	5	10/11/19 5:08	NG	
Methylene Chloride	EPA 624.1	BMDL	ug/L	1.88	5	10/11/19 5:08	NG	
1,1,2,2-Tetrachloroethane	EPA 624.1	BMDL	ug/L	0.94	5	10/11/19 5:08	NG	
Tetrachloroethene	EPA 624.1	BMDL	ug/L	0.82	5	10/11/19 5:08	NG	
Toluene	EPA 624.1	BMDL	ug/L	0.67	5	10/11/19 5:08	NG	
1,1,1-Trichloroethane	EPA 624.1	BMDL	ug/L	0.69	5	10/11/19 5:08	NG	
1,1,2-Trichloroethane	EPA 624.1	BMDL	ug/L	0.766	5	10/11/19 5:08	NG	
Trichloroethene	EPA 624.1	BMDL	ug/L	1.5	5	10/11/19 5:08	NG	
Trichlorofluoromethane	EPA 624.1	BMDL	ug/L	0.753	5	10/11/19 5:08	NG	
Vinyl Chloride	EPA 624.1	BMDL	ug/L	2.09	5	10/11/19 5:08	NG	
Xylenes, total	EPA 624.1	BMDL	ug/L	4.61	5	10/11/19 5:08	NG	

Surrogate

	Recovery %	Target Range
1,2-Dichloroethane-d4	99.8	
Toluene-d8	98.2	
4-Bromofluorobenzene	94.3	



ENVIRONMENTAL RESOURCE ANALYSTS, INC.

Auburn Technology Park - 2975 Brown Ct. - Auburn, AL 36830

Tel. (334) 502-3444 Fax (334) 502-8888

Results of Analysis For: Darlene Johnson
Monroeville - Double Branch
P.O. Box 674
Monroeville, AL 36460

Project: 437-1019
Date Received: 10/10/2019

Analytes - NOT NELAC Certified
Cadmium

MDL: Method Detection Limit
PQL: Practical Quantitation Limit
BMDL: Below Method Detection Limit

11/04/2019

Erin Consuegra, QA/QC Manager

Date

This person may be contacted for questions at the number listed above.

Qualifiers

N10 = The reported value is between the laboratory method detection limit and the laboratory practical quantitation limit and should only be relied upon as an estimate.

DOUBLE BRANCH WWTP

2189 HWY 47 SOUTH, MONROEVILLE

Legend

0E+47

ENTRANCE GATE

EFFLUENT FLOW

INFLUENT PUMPING STATION

W 87°21'14.4"

Mississippi Gulf Coast Railway

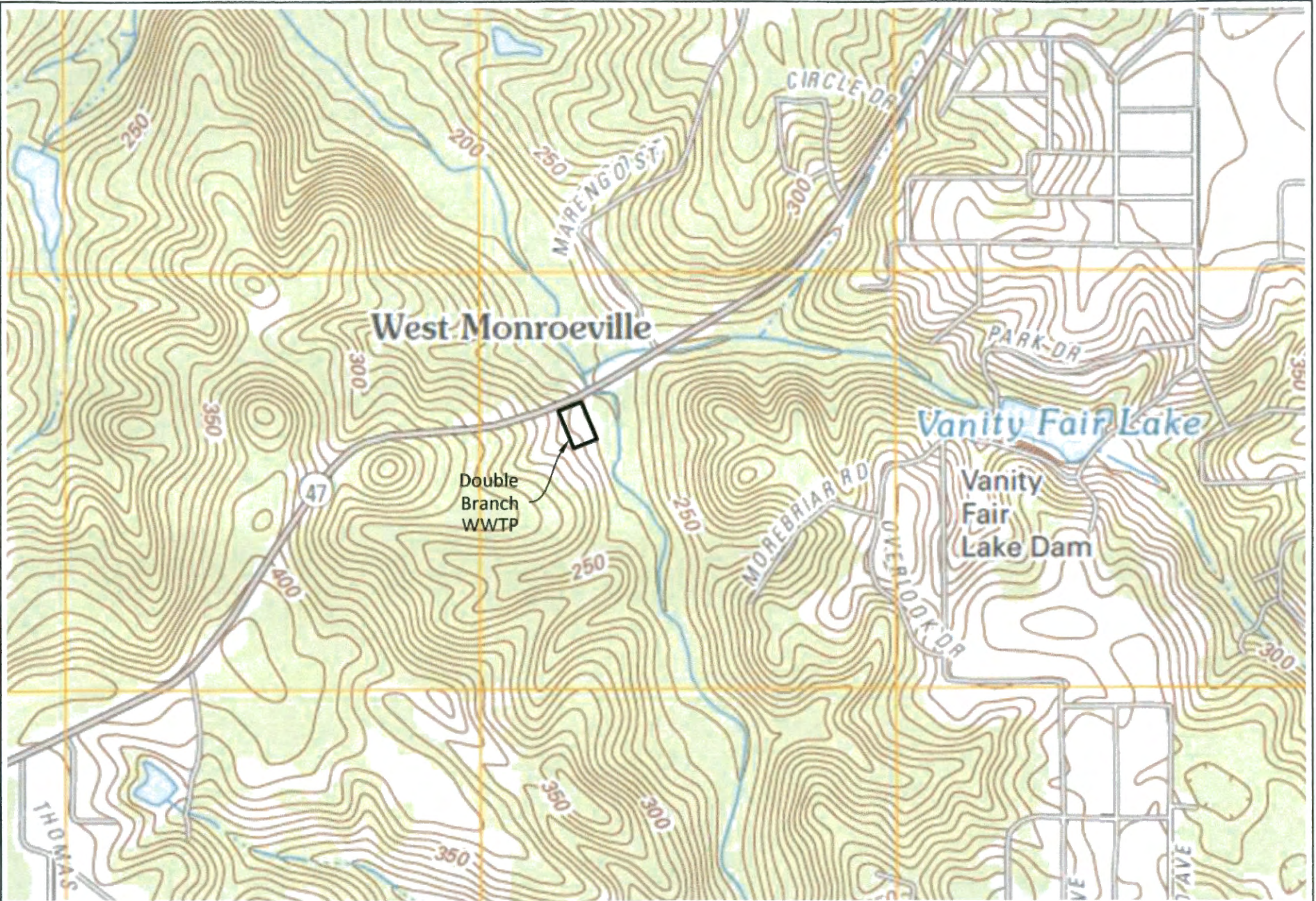
Google earth

© 2005 Monroe Co
© 2011-Q3 NAVTEQ
<http://www.nga.mil>

N31°30'38.88"

700 ft





TOPO QUAD
DOUBLE BRANCH WASTEWATER TREATMENT PLANT
CITY OF MONROEVILLE, ALABAMA
January 2015

ALABAMA DEPARTMENT OF ENVIRONMENTAL MANAGEMENT (ADEM)
NPDES INDIVIDUAL PERMIT APPLICATION

SUPPLEMENTARY INFORMATION FOR PUBLICLY-OWNED TREATMENT WORKS (POTW), OTHER TREATMENT WORKS TREATING DOMESTIC SEWAGE (TWTDS), AND PUBLIC WATER SUPPLY TREATMENT PLANTS

Instructions: This form should be used to submit the required supplementary information for an application for an NPDES individual permit for Publicly Owned Treatment Works (POTW) and other Treatment Works Treating Domestic Sewage (TWTDS). The completed application should be submitted to ADEM in duplicate. If insufficient space is available to address any item, please continue on an attached sheet of paper. Please mark "N/A" in the appropriate box when an item is not applicable to the applicant. Please type or print legibly in blue or black ink. Mail the completed application to:

ADEM-Water Division
Municipal Section
P O Box 301463
Montgomery, AL 36130-1463

RECEIVED

MAY 17 2021

PURPOSE OF THIS APPLICATION

MUNICIPAL SECTION

- Initial Permit Application for New Facility* Initial Permit Application for Existing Facility*
 Modification of Existing Permit Reissuance of Existing Permit
 Revocation & Reissuance of Existing Permit * An application for participation in the ADEM's Electronic Environmental (E2) Reporting must be submitted to allow permittee to electronically submit reports as required.

SECTION A - GENERAL INFORMATION

1. Facility Name: MONROEVILLE DOUBLE BRANCH WWTP Facility County: MONROE

a. Operator Name: THE WATER WORKS AND SEWER BOARD OF THE CITY OF MONROEVILLE

b. Is the operator identified in A.1.a, the owner of the facility? Yes No

If No, provide the following information:

Operator Name: _____

Operator Address (Street or PO Box): _____

City: _____ Zip: _____

Phone Number: _____ Email Address: _____

Operator Status:

- Public-federal Public-state Public-other (please specify): WATER BOARD
 Private Other (please specify): _____

Describe the operator's scope of responsibility for the facility:

WASTEWATER TREATMENT PROCESSES UTILIZING SCREENING, GRIT AND GREASE REMOVAL, OXIDATION ACTIVATED SLUDGE, CLARIFICATION & UV-DISINFECTION. SLUDGE IS DRIED ON SAND BEDS, DRIED SLUDGE IS HAULED OFF TO FARM OR LANDFILL

c. Name of Permittee* if different than Operator: _____

*Permittee will be responsible for compliance with the conditions of the permit

2. NPDES Permit Number: AL 0027782 (Not applicable if initial permit application)

3. Facility Location (Front Gate): Latitude: 30°52.23N Longitude: 21°20.20W

4. Responsible Official (as described on last page of this application):

Name and Title: MITCH DEES, ASSISTANT GENERAL MANAGER

Address: P.O. BOX 674

City: MONROEVILLE State: ALABAMA Zip: 36460

Phone Number: 251-575-2617 Email Address: mdees@monroevillewaterworks.com

5. Designated Facility/DMR Contact:

Name: DARLENE JOHNSON Title: WASTEWATER SUPERVISOR

Phone Number: 251-238-1029 Email Address: djohnson@monroevillewaterworks.com

6. Designated Emergency Contact:

Name: DARLENE JOHNSON Title: WASTEWATER SUPERVISOR

Phone Number: 251-238-1029 Email Address: djohnson@monroevillewaterworks.com

7. Please complete this section if the Applicant's business entity is a Proprietorship or Limited Liability Company (LLC) with a responsible official not listed in A.4.

Name: NA Title: NA

Address: NA

City: NA State: NA Zip: NA

Phone Number: NA Email Address: NA

8. Identify all Administrative Complaints, Notices of Violation, Directives, or Administrative Orders, Consent Decrees, or Litigation concerning water pollution or other permit violations, if any against the Applicant within the State of Alabama in the past five years (attach additional sheets if necessary):

<u>Facility Name</u>	<u>Permit Number</u>	<u>Type of Action</u>	<u>Date of Action</u>
<u>NA</u>	<u>NA</u>	<u>NA</u>	<u>NA</u>
<u> </u>	<u> </u>	<u> </u>	<u> </u>
<u> </u>	<u> </u>	<u> </u>	<u> </u>
<u> </u>	<u> </u>	<u> </u>	<u> </u>

SECTION B – WASTEWATER DISCHARGE INFORMATION

1. Attach a process flow schematic of the treatment process, including the size of each unit operation and sample collection locations.

2. Do you share an outfall with another facility? Yes No (If no, continue to B.3)

For each shared outfall, provide the following:

<u>Applicant's Outfall No.</u>	<u>Name of Other Permittee/Facility</u>	<u>NPDES Permit No.</u>	<u>Where is sample collected by Applicant?</u>
<u> </u>	<u> </u>	<u> </u>	<u> </u>
<u> </u>	<u> </u>	<u> </u>	<u> </u>

3. Do you have, or plan to have, automatic sampling equipment or continuous wastewater flow metering equipment at this facility?

- Current:** Flow Metering Yes No N/A
 Sampling Equipment Yes No N/A
Planned: Flow Metering Yes No N/A
 Sampling Equipment Yes No N/A

If so, please attach a schematic diagram of the sewer system indicating the present or future location of this equipment and describe the equipment below:

NA

4. Are any wastewater collection or treatment modifications or expansions planned during the next three years that could alter wastewater volumes or characteristics (Note: Permit Modification may be required)? Yes No

If Yes, briefly describe these changes and any potential or anticipated effects on the wastewater quality and quantity: (Attach additional sheets if needed.)

NA

SECTION C – WASTE STORAGE AND DISPOSAL INFORMATION

Describe the location of all sites used for the storage of solids or liquids that have any potential for accidental discharge to a water of the state, either directly or indirectly via storm sewer, municipal sewer, municipal wastewater treatment plants, or other collection or distribution systems that are located at or operated by the subject existing or proposed NPDES- permitted facility. Indicate the location of any potential release areas and provide a map or detailed narrative description of the areas of concern as an attachment to this application:

Description of Waste	Description of Storage Location
NA	NA

*Indicate any wastes disposed at an off-site treatment facility and any wastes that are disposed on-site

SECTION D – INDUSTRIAL INDIRECT DISCHARGE CONTRIBUTORS

1. List the existing and proposed industrial source wastewater contributions to the municipal wastewater treatment system (Attach other sheets if necessary)

Company Name	Description of Industrial Wastewater	Existing or Proposed	Flow (MGD)	Subject to SID Permit?
GEORGIA-PACIFIC	WOOD DRYING	EXISTING	0.0064	<input type="checkbox"/> Yes <input checked="" type="checkbox"/> No
				<input type="checkbox"/> Yes <input type="checkbox"/> No
				<input type="checkbox"/> Yes <input type="checkbox"/> No
				<input type="checkbox"/> Yes <input type="checkbox"/> No
				<input type="checkbox"/> Yes <input type="checkbox"/> No
				<input type="checkbox"/> Yes <input type="checkbox"/> No
				<input type="checkbox"/> Yes <input type="checkbox"/> No
				<input type="checkbox"/> Yes <input type="checkbox"/> No
				<input type="checkbox"/> Yes <input type="checkbox"/> No

2. Are industrial wastewater contributions regulated via a locally approved sewer use ordinance? Yes No

If yes, please attach a copy of the ordinance.

SECTION E – COASTAL ZONE INFORMATION

Is the discharge(s) located within the 10-foot elevation contour and within the limits of Mobile or Baldwin County? Yes No

If yes, complete items E.1 – E.12 below:

	<u>Yes</u>	<u>No</u>
1. Does the project require new construction?.....	<input type="checkbox"/>	<input type="checkbox"/>
2. Will the project be a source of new air emissions?	<input type="checkbox"/>	<input type="checkbox"/>
3. Does the project involve dredging and/or filling of a wetland area or water way?.....	<input type="checkbox"/>	<input type="checkbox"/>
If Yes, has the Corps of Engineers (COE) permit been received?.....	<input type="checkbox"/>	<input type="checkbox"/>
COE Project No. _____		
4. Does the project involve wetlands and/or submersed grassbeds?	<input type="checkbox"/>	<input type="checkbox"/>
5. Are oyster reefs located near the project site?	<input type="checkbox"/>	<input type="checkbox"/>
If Yes, include a map showing project and discharge location with respect to oyster reefs		
6. Does the project involve the site developement, construction and operation of an energy facility as defined in ADEM Admin. Code r. 335-8-1-.02(bb)?.....	<input type="checkbox"/>	<input type="checkbox"/>
7. Does the project involve mitigation of shoreline or coastal area erosion?	<input type="checkbox"/>	<input type="checkbox"/>
8. Does the project involve construction on beaches or dune areas?.....	<input type="checkbox"/>	<input type="checkbox"/>
9. Will the project interfere with public access to coastal waters?	<input type="checkbox"/>	<input type="checkbox"/>
10. Does the project lie within the 100-year floodplain?	<input type="checkbox"/>	<input type="checkbox"/>
11. Does the project involve the registration, sale, use, or application of pesticides?	<input type="checkbox"/>	<input type="checkbox"/>
12. Does the project propose or require construction of a new well or to alter an existing groundwater well to pump more than 50 gallons per day (GPD)?	<input type="checkbox"/>	<input type="checkbox"/>
If yes, has the applicable permit for groundwater recovery or for groundwater well installation been obtained?	<input type="checkbox"/>	<input type="checkbox"/>

SECTION F – ANTI-DEGRADATION EVALUATION

In accordance with 40 CFR §131.12 and the ADEM Admin. Code r. 335-6-10-.04 for anti-degradation, the following information must be provided, if applicable. It is the applicant's responsibility to demonstrate the social and economic importance of the proposed activity. If further information is required to make this demonstration, attach additional sheets to the application.

1. Is this a new or increased discharge that began after April 3, 1991? Yes No
If yes, complete F.2 below. If no, go to Section G.

2. Has an Anti-Degradation Analysis been previously conducted and submitted to the Department for the new or increased discharge referenced in F.1? Yes No

If yes, do not complete this section.

If no and the discharge is to a Tier II waterbody as defined in ADEM Admin. Code r. 335-6-10-.12(4), complete F.2.A – F.2.F below, ADEM Form 311-Alternatives Analysis, and either ADEM Form 312 or ADEM Form 313- Calculation of Total Annualized Project Costs (Public-Sector or Private-Sector Projects, whichever is applicable). ADEM Form 312 or ADEM Form 313, whichever is applicable, must be provided for each treatment discharge alternative considered technically viable. ADEM forms can be found on the Department's website at <http://adem.alabama.gov/DeptForms/>.

Information required for new or increased discharges to high quality waters:

A. What environmental or public health problem will the discharger be correcting?

B. How much will the discharger be increasing employment (at its existing facility or as the result of locating a new facility)?

C. How much reduction in employment will the discharger be avoiding?

D. How much additional state or local taxes will the discharger be paying?

E. What public service to the community will the discharger be providing?

F. What economic or social benefit will the discharger be providing to the community?

SECTION G – EPA Application Forms

All Applicants must submit certain EPA permit application forms. More than one application form may be required from a POTW or other TWTDS depending on the number and types of discharges or outfalls. The EPA application forms are found on the Department's website at <http://adem.alabama.gov/programs/water/waterforms.cnt>. The EPA application forms must be submitted in duplicate as follows:

1. Applicants for new or existing discharges of sanitary wastewater from Publicly-Owned Treatment Works (POTW) and Other Treatment Works Treating Domestic Sewage (TWTDS) must submit Form 2A. If the facility design capacity is equal to or greater than 1 MGD, Form 2F is also required.
2. Applicants for new or existing land application of sanitary wastewater must submit Form 2A and Form 2F.
3. Applicants for new and existing discharges of process wastewater from water treatment facilities (i.e. public water supply treatment plants) must submit Form 1 and Form 2C.
4. Applicants that generate sewage sludge, derive a material from sewage sludge, or dispose of sewage sludge must submit Part 2 of Form 2S.

SECTION H– ENGINEERING REPORT/BMP PLAN REQUIREMENTS

See ADEM 335-6-6-.08(i) & (j).

SECTION I- RECEIVING WATERS

Outfall No.	Receiving Water(s)	303(d) Segment?	Included in TMDL?*
0011	DOUBLE BRANCH CREEK	<input type="checkbox"/> Yes <input checked="" type="checkbox"/> No	<input type="checkbox"/> Yes <input checked="" type="checkbox"/> No
		<input type="checkbox"/> Yes <input type="checkbox"/> No	<input type="checkbox"/> Yes <input type="checkbox"/> No
		<input type="checkbox"/> Yes <input type="checkbox"/> No	<input type="checkbox"/> Yes <input type="checkbox"/> No


*If a TMDL Compliance Schedule is requested, the following should be attached as supporting documentation:

- (1) Justification for the requested Compliance Schedule (e.g. time for design and installation of control equipment, etc.);
- (2) Monitoring results for the pollutant(s) of concern which have not previously been submitted to the Department (sample collection dates, analytical results (mass and concentration), methods utilized, MDL/ML, etc. should be submitted as available);
- (3) Requested interim limitations, if applicable;
- (4) Date of final compliance with the TMDL limitations; and,
- (5) Any other additional information available to support requested compliance schedule.

SECTION J – APPLICATION CERTIFICATION

The information contained in this form must be certified by a responsible official as defined in ADEM Administrative Code r. 335-6-6-.09 "signatories to permit applications and reports" (see below).

"I certify under penalty of law that this document and all attachments were prepared under my direction or supervision in accordance with a system designed to assure that qualified personnel properly gather and evaluate the information submitted. Based on my inquiry of the person or persons who manage the system, or those persons directly responsible for gathering the information, the information submitted is, to the best of my knowledge and belief, true, accurate, and complete. I am aware that there are significant penalties for submitting false information including the possibility of fine and imprisonment for knowing violations."

Signature of Responsible Official:  Date Signed: 9/11/20
 Name: MITCH DEES Title: ASSISTANT GENERAL MANAGER

If the Responsible Official signing this application is not identified in Section A.4 or A.7, provide the following information:

Mailing Address: P.O. BOX 674
 City: MONROEVILLE State: ALABAMA Zip: 36460
 Phone Number: 251-575-2617 Email Address: mdees@monroevillewaterworks.com

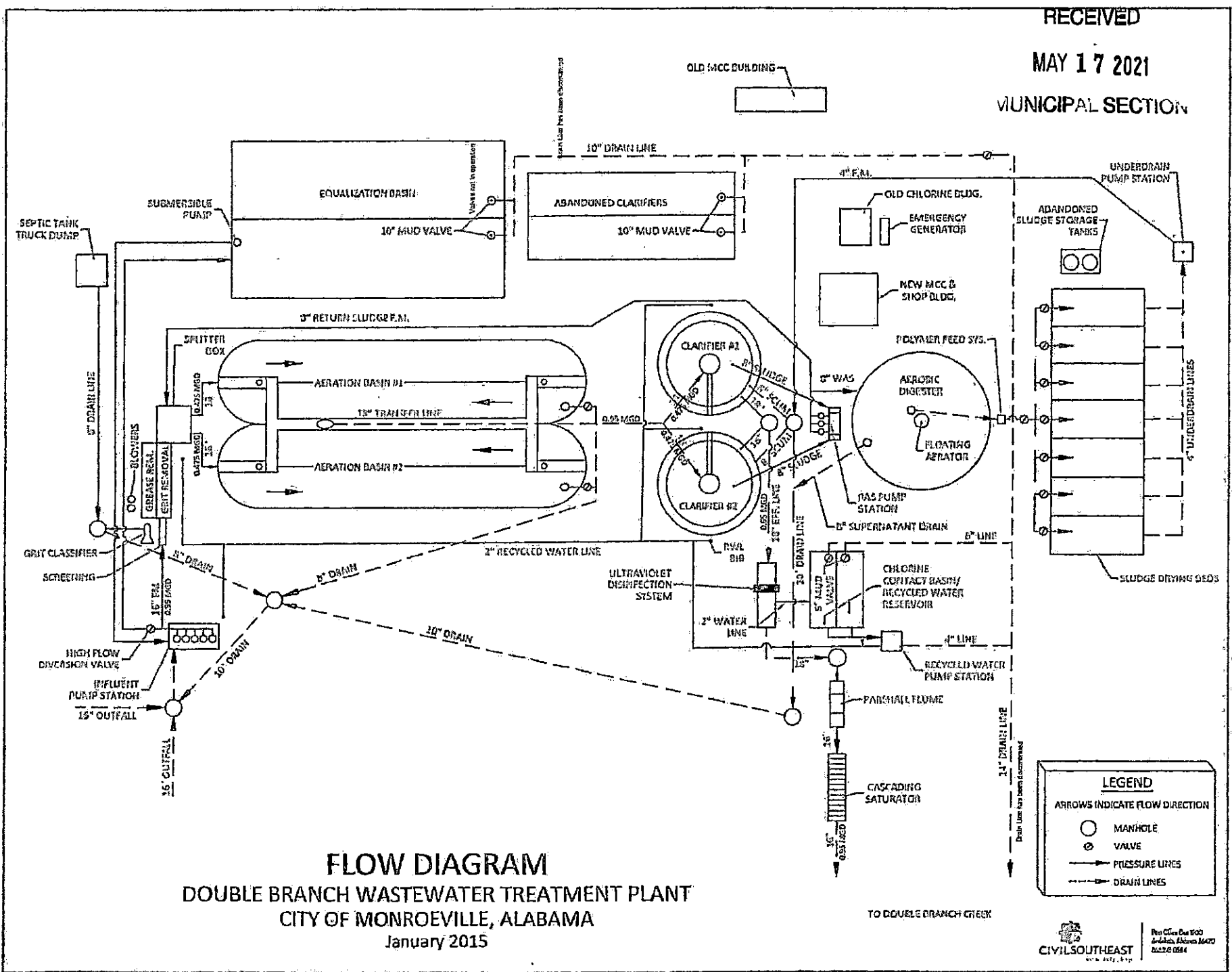
335-6-6-.09 SIGNATORIES TO PERMIT APPLICATIONS AND REPORTS.

- (1) The application for an NPDES permit shall be signed by a responsible official, as indicated below:
 - (a) In the case of a corporation, by a principal executive officer of at least the level of vice president, or a manager assigned or delegated in accordance with corporate procedures, with such delegation submitted in writing if required by the Department, who is responsible for manufacturing, production, or operating facilities and is authorized to make management decisions which govern the operation of the regulated facility;
 - (b) In the case of a partnership, by a general partner;
 - (c) In the case of a sole proprietorship, by the proprietor; or
 - (d) In the case of a municipal, state, federal, or other public entity, by either a principal executive officer, or ranking elected official.

RECEIVED

MAY 17 2021

MUNICIPAL SECTION



FLOW DIAGRAM
DOUBLE BRANCH WASTEWATER TREATMENT PLANT
CITY OF MONROEVILLE, ALABAMA
 January 2015

LEGEND

ARROWS INDICATE FLOW DIRECTION

- MANHOLE
- ⊙ VALVE
- PRESSURE LINES
- - - DRAIN LINES

EPA Identification Number

NPDES Permit Number

Facility Name

Form Approved 03/05/19
OMB No. 2040-0004

AL0027782

MONROEVILLE DOUBLE BRANCH
WWTPForm
2F
NPDESU.S. Environmental Protection Agency
Application for NPDES Permit to Discharge Wastewater

STORMWATER DISCHARGES ASSOCIATED WITH INDUSTRIAL ACTIVITY

SECTION 1. OUTFALL LOCATION (40 CFR 122.21(g)(1))

Outfall Location	1.1	Provide information on each of the facility's outfalls in the table below			
		Outfall Number	Receiving Water Name	Latitude	Longitude
		002S	DOUBLE BRANCH CREEK	31° 30' 49.62"	-87° 21' 18.61"

SECTION 2. IMPROVEMENTS (40 CFR 122.21(g)(6))

Improvements	2.1	Are you presently required by any federal, state, or local authority to meet an implementation schedule for constructing, upgrading, or operating wastewater treatment equipment or practices or any other environmental programs that could affect the discharges described in this application? <input type="checkbox"/> Yes <input checked="" type="checkbox"/> No → SKIP to Section 3:				
	2.2	Briefly identify each applicable project in the table below.				
		Brief Identification and Description of Project	Affected Outfalls (list outfall numbers)	Source(s) of Discharge	Final Compliance Dates	
					Required	Projected

2.3 Have you attached sheets describing any additional water pollution control programs (or other environmental projects that may affect your discharges) that you now have underway or planned? (Optional item)
 Yes No

RECEIVED

MAY 18 2021

MUNICIPAL SECTION

SECTION 3. SITE DRAINAGE MAP (40 CFR 122.26(c)(1)(i)(A))

Site Drainage Map	3.1	Have you attached a site drainage map containing all required information to this application? (See instructions for specific guidance.)
	<input checked="" type="checkbox"/>	Yes <input type="checkbox"/> No

SECTION 4. POLLUTANT SOURCES (40 CFR 122.26(c)(1)(i)(B))

Pollutant Sources	4.1	Provide information on the facility's pollutant sources in the table below.			
		Outfall Number	Impervious Surface Area (within a mile radius of the facility)	Total Surface Area Drained (within a mile radius of the facility)	
		002S	0.66	5.02	
			<i>specify units</i> ACRES		<i>specify units</i> ACRES
			<i>specify units</i>		<i>specify units</i>
			<i>specify units</i>		<i>specify units</i>
			<i>specify units</i>		<i>specify units</i>
			<i>specify units</i>		<i>specify units</i>
			<i>specify units</i>		<i>specify units</i>
			<i>specify units</i>		<i>specify units</i>
4.2	Provide a narrative description of the facility's significant material in the space below. (See instructions for content requirements.)				
	NA				
4.3	Provide the location and a description of existing structural and non-structural control measures to reduce pollutants in stormwater runoff. (See instructions for specific guidance.)				
	Stormwater Treatment				
	Outfall Number	Control Measures and Treatment		Codes from Exhibit 2F-1 (list)	
	002S	NA		NA	

MONROEVILLE DOUBLE BRANCH WWTP

STORMWATER DRAIN MAP

Legend

Feature 1

PAVED ROAD

STORM DRAIN

DOUBLE BRANCH CREEK

Google earth

© 2005 Monroe Co
© 2011-Q3 NAVTEQ

600 ft



SECTION 5. NON STORMWATER DISCHARGES (40 CFR 122.26(c)(1)(i)(C))

Non-Stormwater Discharges

5.1 I certify under penalty of law that the outfall(s) covered by this application have been tested or evaluated for the presence of non-stormwater discharges. Moreover, I certify that the outfalls identified as having non-stormwater discharges are described in either an accompanying NPDES Form 2C, 2D, or 2E application.

Name (print or type first and last name)	Official title
WILLIAM SNYDER	GENERAL MANAGER
Signature	Date signed

5.2 Provide the testing information requested in the table below.

Outfall Number	Description of Testing Method Used	Date(s) of Testing	Onsite Drainage Points Directly Observed During Test
002S	NA		NA

SECTION 6. SIGNIFICANT LEAKS OR SPILLS (40 CFR 122.26(c)(1)(i)(D))

Significant Leaks or Spills

6.1 Describe any significant leaks or spills of toxic or hazardous pollutants in the last three years.
NA

SECTION 7. DISCHARGE INFORMATION (40 CFR 122.26(c)(1)(i)(E))

Discharge Information

See the instructions to determine the pollutants and parameters you are required to monitor and, in turn, the tables you must complete. Not all applicants need to complete each table.

7.1 Is this a new source or new discharge?

Yes → See instructions regarding submission of *estimated* data.

No → See instructions regarding submission of *actual* data.

Tables A, B, C, and D

7.2 Have you completed Table A for each outfall?

Yes

No

Discharge Information Continued

7.3	Is the facility subject to an effluent limitation guideline (ELG) or effluent limitations in an NPDES permit for its process wastewater? <input type="checkbox"/> Yes <input checked="" type="checkbox"/> No → SKIP to Item 7.5.
7.4	Have you completed Table B by providing quantitative data for those pollutants that are (1) limited either directly or indirectly in an ELG and/or (2) subject to effluent limitations in an NPDES permit for the facility's process wastewater? <input type="checkbox"/> Yes <input type="checkbox"/> No
7.5	Do you know or have reason to believe any pollutants in Exhibit 2F-2 are present in the discharge? <input type="checkbox"/> Yes <input checked="" type="checkbox"/> No → SKIP to Item 7.7.
7.6	Have you listed all pollutants in Exhibit 2F-2 that you know or have reason to believe are present in the discharge and provided quantitative data or an explanation for those pollutants in Table C? <input type="checkbox"/> Yes <input type="checkbox"/> No
7.7	Do you qualify for a small business exemption under the criteria specified in the Instructions? <input type="checkbox"/> Yes → SKIP to Item 7.18. <input checked="" type="checkbox"/> No
7.8	Do you know or have reason to believe any pollutants in Exhibit 2F-3 are present in the discharge? <input type="checkbox"/> Yes <input checked="" type="checkbox"/> No → SKIP to Item 7.10.
7.9	Have you listed all pollutants in Exhibit 2F-3 that you know or have reason to believe are present in the discharge in Table C? <input type="checkbox"/> Yes <input checked="" type="checkbox"/> No
7.10	Do you expect any of the pollutants in Exhibit 2F-3 to be discharged in concentrations of 10 ppb or greater? <input type="checkbox"/> Yes <input checked="" type="checkbox"/> No → SKIP to Item 7.12.
7.11	Have you provided quantitative data in Table C for those pollutants in Exhibit 2F-3 that you expect to be discharged in concentrations of 10 ppb or greater? <input type="checkbox"/> Yes <input type="checkbox"/> No
7.12	Do you expect acrolein, acrylonitrile, 2,4-dinitrophenol, or 2-methyl-4,6-dinitrophenol to be discharged in concentrations of 100 ppb or greater? <input type="checkbox"/> Yes <input checked="" type="checkbox"/> No → SKIP to Item 7.14.
7.13	Have you provided quantitative data in Table C for the pollutants identified in Item 7.12 that you expect to be discharged in concentrations of 100 ppb or greater? <input type="checkbox"/> Yes <input type="checkbox"/> No
7.14	Have you provided quantitative data or an explanation in Table C for pollutants you expect to be present in the discharge at concentrations less than 10 ppb (or less than 100 ppb for the pollutants identified in Item 7.12)? <input type="checkbox"/> Yes <input checked="" type="checkbox"/> No
7.15	Do you know or have reason to believe any pollutants in Exhibit 2F-4 are present in the discharge? <input type="checkbox"/> Yes <input checked="" type="checkbox"/> No → SKIP to Item 7.17.
7.16	Have you listed pollutants in Exhibit 2F-4 that you know or believe to be present in the discharge and provided an explanation in Table C? <input type="checkbox"/> Yes <input checked="" type="checkbox"/> No
7.17	Have you provided information for the storm event(s) sampled in Table D? <input type="checkbox"/> Yes <input checked="" type="checkbox"/> No

Discharge Information Continued	Used or Manufactured Toxics		
	7.18	Is any pollutant listed on Exhibits 2F-2 through 2F-4 a substance or a component of a substance used or manufactured as an intermediate or final product or byproduct?	
		<input type="checkbox"/> Yes	<input checked="" type="checkbox"/> No → SKIP to Section 8.
	7.19	List the pollutants below, including TCDD if applicable.	
	1.	4.	7.
	2.	5.	8.
	3.	6.	9.

SECTION 8. BIOLOGICAL TOXICITY TESTING DATA (40 CFR 122.21(g)(11))

Biological Toxicity Testing Data	8.1	Do you have any knowledge or reason to believe that any biological test for acute or chronic toxicity has been made on any of your discharges or on a receiving water in relation to your discharge within the last three years?		
		<input type="checkbox"/> Yes	<input checked="" type="checkbox"/> No → SKIP to Section 9.	
	8.2	Identify the tests and their purposes below.		
		Test(s)	Purpose of Test(s)	Submitted to NPDES Permitting Authority?
			<input type="checkbox"/> Yes <input type="checkbox"/> No	
			<input type="checkbox"/> Yes <input type="checkbox"/> No	
			<input type="checkbox"/> Yes <input type="checkbox"/> No	

SECTION 9. CONTRACT ANALYSIS INFORMATION (40 CFR 122.21(g)(12))

Contract Analysis Information	9.1	Were any of the analyses reported in Section 7 (on Tables A through C) performed by a contract laboratory or consulting firm?			
		<input checked="" type="checkbox"/> Yes	<input type="checkbox"/> No → SKIP to Section 10.		
	9.2	Provide information for each contract laboratory or consulting firm below.			
			Laboratory Number 1	Laboratory Number 2	Laboratory Number 3
		Name of laboratory/firm	ENVIRONMENTAL RESOURCE ANALYSTS, INC.		
		Laboratory address	2975 BROWN CT., AUBURN, AL 36830		
	Phone number	(334) 502-3444			
	Pollutant(s) analyzed	NO2/NO3 OIL & GREASE TKN T-PHOSPHOROUS			

SECTION 10. CHECKLIST AND CERTIFICATION STATEMENT (40 CFR 122.22(a) and (d))

Checklist and Certification Statement

10.1 In Column 1 below, mark the sections of Form 2F that you have completed and are submitting with your application. For each section, specify in Column 2 any attachments that you are enclosing to alert the permitting authority. Note that not all applicants are required to complete all sections or provide attachments.

Column 1	Column 2
<input checked="" type="checkbox"/> Section 1	<input type="checkbox"/> w/ attachments (e.g., responses for additional outfalls)
<input checked="" type="checkbox"/> Section 2	<input type="checkbox"/> w/ attachments
<input checked="" type="checkbox"/> Section 3	<input checked="" type="checkbox"/> w/ site drainage map
<input checked="" type="checkbox"/> Section 4	<input type="checkbox"/> w/ attachments
<input checked="" type="checkbox"/> Section 5	<input type="checkbox"/> w/ attachments
<input checked="" type="checkbox"/> Section 6	<input type="checkbox"/> w/ attachments
<input checked="" type="checkbox"/> Section 7	<input checked="" type="checkbox"/> Table A <input type="checkbox"/> w/ small business exemption request <input type="checkbox"/> Table B <input type="checkbox"/> w/ analytical results as an attachment <input type="checkbox"/> Table C <input type="checkbox"/> Table D
<input checked="" type="checkbox"/> Section 8	<input type="checkbox"/> w/attachments
<input checked="" type="checkbox"/> Section 9	<input type="checkbox"/> w/attachments (e.g., responses for additional contact laboratories or firms)
<input checked="" type="checkbox"/> Section 10	<input type="checkbox"/>

10.2 **Certification Statement**

I certify under penalty of law that this document and all attachments were prepared under my direction or supervision in accordance with a system designed to assure that qualified personnel properly gather and evaluate the information submitted. Based on my inquiry of the person or persons who manage the system or those persons directly responsible for gathering the information, the information submitted is, to the best of my knowledge and belief, true, accurate, and complete. I am aware that there are significant penalties for submitting false information, including the possibility of fine and imprisonment for knowing violations.

Name (print or type first and last name)

Mitch Dees

Mitch Dees

Official title

Assistant General Manager

Signature



Date signed

9/11/20

EPA Identification Number	NPDES Permit Number AL0027782	Facility Name MONROEVILLE DOUBLE BRANCH W W T P	Outfall Number 002S
---------------------------	----------------------------------	-------------------------------------------------------	------------------------

Form Approved 03/05/19
OMB No. 2040-0004

TABLE A. CONVENTIONAL AND NON CONVENTIONAL PARAMETERS (40 CFR 122.26(c)(1)(i)(E)(3))¹

You must provide the results of at least one analysis for every pollutant in this table. Complete one table for each outfall. See instructions for additional details and requirements.

Pollutant or Parameter	Maximum Daily Discharge (specify units)		Average Daily Discharge (specify units)		Number of Storm Events Sampled	Source of Information (new source/new dischargers only; use codes in instructions)
	Grab Sample Taken During First 30 Minutes	Flow-Weighted Composite	Grab Sample Taken During First 30 Minutes	Flow-Weighted Composite		
1. Oil and grease	10.0		5.5		4	NA
2. Biochemical oxygen demand (BOD ₅)	NA	NA	NA	NA	NA	NA
3. Chemical oxygen demand (COD)	NA	NA	NA	NA	NA	NA
4. Total suspended solids (TSS)	NA	NA	NA	NA	NA	NA
5. Total phosphorus	1.4	NA	0.7	NA	4	NA
6. Total Kjeldahl nitrogen (TKN)	1.0	NA	0.6	NA	4	NA
7. Total nitrogen (as N)	1.7	NA	0.5	NA	4	NA
8. pH (minimum)	NA		NA		NA	NA
	NA		NA		NA	NA

¹ Sampling shall be conducted according to sufficiently sensitive test procedures (i.e., methods) approved under 40 CFR 136 for the analysis of pollutants or pollutant parameters or required under 40 CFR chapter I, subchapter N or O. See instructions and 40 CFR 122.21(e)(3).

This page intentionally left blank.

This page intentionally left blank.

This page intentionally left blank.

EPA Identification Number	NPDES Permit Number AL0027782	Facility name MONROEVILLE DOUBLE BRANCH WWTP	Outfall Number 002S
---------------------------	----------------------------------	----------------------------------------------------	------------------------

Form Approved 03/05/19
OMB No. 2040-0004

TABLE D. STORM EVENT INFORMATION (40 CFR 122.26(c)(1)(i)(E)(6))

Provide data for the storm event(s) that resulted in the maximum daily discharges for the flow-weighted composite sample.

Date of Storm Event	Duration of Storm Event (in hours)	Total Rainfall During Storm Event (in inches)	Number of Hours Between Beginning of Storm Measured and End of Previous Measurable Rain Event	Maximum Flow Rate During Rain Event (in gpm or specify units)	Total Flow from Rain Event (in gallons or specify units)

Provide a description of the method of flow measurement or estimate.
NA

Form 2S NPDES		U.S. Environmental Protection Agency Application for NPDES Permit for Sewage Sludge Management NEW AND EXISTING TREATMENT WORKS TREATING DOMESTIC SEWAGE
---------------------	--	-------------------------------------------------------------------------------------------------------------------------------------------------------------------------------------

PRELIMINARY INFORMATION

Does your facility currently have an effective NPDES permit or have you been directed by your NPDES permitting authority to submit a full Form 2S permit application?

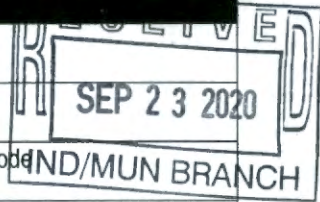
Yes → Complete Part 2 of application package (begins p. 7). No → Complete Part 1 of application package (below).

PART 1 LIMITED BACKGROUND INFORMATION (40 CFR 122.21(c)(2)(ii))

Complete this part only if you are a "sludge-only" facility (i.e., a facility that does not currently have, and is not applying for, an NPDES permit for a direct discharge to a surface body of water).

PART 1, SECTION 1. FACILITY INFORMATION (40 CFR 122.21(c)(2)(ii)(A))

Facility Information	1.1	Facility name				
		Mailing address (street or P.O. box)				
		City or town		State	ZIP code	
		Contact name (first and last)	Title	Phone number	Email address	
		Location address (street, route number, or other specific identifier)				<input type="checkbox"/> Same as mailing address
		City or town		State	ZIP code	
		1.2 Ownership Status				
<input type="checkbox"/> Public—federal <input type="checkbox"/> Public—state <input type="checkbox"/> Other public (specify) _____ <input type="checkbox"/> Private <input type="checkbox"/> Other (specify) _____						



PART 1, SECTION 2. APPLICANT INFORMATION (40 CFR 122.21(c)(2)(ii)(B))

Applicant Information	2.1	Is applicant different from entity listed under Item 1.1 above?				
		<input type="checkbox"/> Yes <input type="checkbox"/> No → SKIP to Item 2.3 (Part 1, Section 2).				
		2.2	Applicant name			
			Applicant address (street or P.O. box)			
			City or town		State	ZIP code
Contact name (first and last)		Title	Phone number	Email address		
2.3	Is the applicant the facility's owner, operator, or both? (Check only one response.)					
	<input type="checkbox"/> Owner <input type="checkbox"/> Operator <input type="checkbox"/> Both					
2.4	To which entity should the NPDES permitting authority send correspondence? (Check only one response.)					
	<input type="checkbox"/> Facility <input type="checkbox"/> Applicant <input type="checkbox"/> Facility and applicant (they are one and the same)					

PART 1, SECTION 3. SEWAGE SLUDGE AMOUNT (40 CFR 122.21(c)(2)(ii)(D))

Sewage Sludge Amount	3.1	Provide the total dry metric tons per the latest 365-day period of sewage sludge generated, treated, used, and disposed of:		
		Practice		Dry Metric Tons per 365-Day Period
		Amount generated at the facility		
		Amount treated at the facility		
		Amount used (i.e., received from off site) at the facility		
Amount disposed of at the facility				

PART 1, SECTION 4. POLLUTANT CONCENTRATIONS (40 CFR 122.21(c)(2)(ii)(E))

Pollutant Concentrations

4.1

Using the table below or a separate attachment, provide existing sewage sludge monitoring data for the pollutants for which limits in sewage sludge have been established in 40 CFR 503 for your facility's expected use or disposal practices. If available, base data on three or more samples taken at least one month apart and no more than 4.5 years old.

Check here if you have provided a separate attachment with this information.

Pollutant	Concentration (mg/kg dry weight)	Analytical Method	Detection Level for Analysis
Arsenic			
Cadmium			
Chromium			
Copper			
Lead			
Mercury			
Molybdenum			
Nickel			
Selenium			
Zinc			
Other (specify) _____			
Other (specify) _____			
Other (specify) _____			
Other (specify) _____			
Other (specify) _____			
Other (specify) _____			
Other (specify) _____			
Other (specify) _____			
Other (specify) _____			
Other (specify) _____			

AL0027782

MONROEVILLE DOUBLE
BRANCH WWTP

PART 1, SECTION 5. TREATMENT PROVIDED AT YOUR FACILITY (40 CFR 122.21(c)(2)(ii)(C))

Treatment Provided at Your Facility

5.1 For each sewage sludge use or disposal practice, indicate the amount of sewage sludge used or disposed of, the applicable pathogen class and reduction alternative, and the applicable vector attraction reduction option. Attach additional pages, as necessary.

Use or Disposal Practice (check one)	Amount (dry metric tons)	Pathogen Class and Reduction Alternative	Vector Attraction Reduction Option
<input type="checkbox"/> Land application of bulk sewage <input type="checkbox"/> Land application of biosolids (bulk) <input type="checkbox"/> Land application of biosolids (bags) <input type="checkbox"/> Surface disposal in a landfill <input type="checkbox"/> Other surface disposal <input type="checkbox"/> Incineration		<input type="checkbox"/> Not applicable <input type="checkbox"/> Class A, Alternative 1 <input type="checkbox"/> Class A, Alternative 2 <input type="checkbox"/> Class A, Alternative 3 <input type="checkbox"/> Class A, Alternative 4 <input type="checkbox"/> Class A, Alternative 5 <input type="checkbox"/> Class A, Alternative 6 <input type="checkbox"/> Class B, Alternative 1 <input type="checkbox"/> Class B, Alternative 2 <input type="checkbox"/> Class B, Alternative 3 <input type="checkbox"/> Class B, Alternative 4 <input type="checkbox"/> Domestic septage, pH adjustment	<input type="checkbox"/> Not applicable <input type="checkbox"/> Option 1 <input type="checkbox"/> Option 2 <input type="checkbox"/> Option 3 <input type="checkbox"/> Option 4 <input type="checkbox"/> Option 5 <input type="checkbox"/> Option 6 <input type="checkbox"/> Option 7 <input type="checkbox"/> Option 8 <input type="checkbox"/> Option 9 <input type="checkbox"/> Option 10 <input type="checkbox"/> Option 11

5.2 For each of the use and disposal practices specified in Item 5.1, identify the treatment process(es) used at your facility to reduce pathogens in sewage sludge or reduce the vector attraction properties of sewage sludge. (Check all that apply.)

- | | |
|-----------------------------------------------------------------------------------------------------------|------------------------------------------------------------------------------------------------|
| <input type="checkbox"/> Preliminary operations (e.g., sludge grinding and degritting) | <input type="checkbox"/> Thickening (concentration) |
| <input type="checkbox"/> Stabilization | <input type="checkbox"/> Anaerobic digestion |
| <input type="checkbox"/> Composting | <input type="checkbox"/> Conditioning |
| <input type="checkbox"/> Disinfection (e.g., beta ray irradiation, gamma ray irradiation, pasteurization) | <input type="checkbox"/> Dewatering (e.g., centrifugation, sludge drying beds, sludge lagoons) |
| <input type="checkbox"/> Heat drying | <input type="checkbox"/> Thermal reduction |
| <input type="checkbox"/> Methane or biogas capture and recovery | <input type="checkbox"/> Other (specify) _____ |

PART 1, SECTION 6. SEWAGE SLUDGE SENT TO OTHER FACILITIES (40 CFR 122.21(c)(2)(ii)(C))

Sewage Sludge Sent to Other Facilities

6.1 Does the sewage sludge from your facility meet the ceiling concentrations in Table 1 of 40 CFR 503.13, the pollutant concentrations in Table 3 of 40 CFR 503.13, Class A pathogen reduction requirements at 40 CFR 503.32(a), and one of the vector attraction reduction requirements at 40 CFR 503.33(b)(1)-(8)?

- Yes → SKIP to Part 1, Section 8 (Certification). No

6.2 Is sewage sludge from your facility provided to another facility for treatment, distribution, use, or disposal?

- Yes No → SKIP to Part 1, Section 7.

6.3 Receiving facility name

Mailing address (street or P.O. box)

City or town

State

ZIP code

Contact name (first and last)

Title

Phone number

Email address

6.4 Which activities does the receiving facility provide? (Check all that apply.)

- | | |
|------------------------------------------------|----------------------------------------------------------------------|
| <input type="checkbox"/> Treatment or blending | <input type="checkbox"/> Sale or give-away in bag or other container |
| <input type="checkbox"/> Land application | <input type="checkbox"/> Surface disposal |
| <input type="checkbox"/> Incineration | <input type="checkbox"/> Other (describe) |
| <input type="checkbox"/> Composting | |

PART 1, SECTION 7. USE AND DISPOSAL SITES (40 CFR 122.21(c)(2)(ii)(C))

Use and Disposal Sites

Provide the following information for each site on which sewage sludge from this facility is used or disposed of.

Check here if you have provided separate attachments with this information.

7.1	Site name or number		
	Mailing address (street or P.O. box)		
	City or town	State	ZIP code
	Contact name (first and last)	Title	Phone number Email address
	Location address (street, route number, or other specific identifier)		<input type="checkbox"/> Same as mailing address
	City or town	State	ZIP code
	County	County code	<input type="checkbox"/> Not available
7.2	Site type (check all that apply)		
	<input type="checkbox"/> Agricultural	<input type="checkbox"/> Lawn or home garden	<input type="checkbox"/> Forest
	<input type="checkbox"/> Surface disposal	<input type="checkbox"/> Public contact	<input type="checkbox"/> Incineration
	<input type="checkbox"/> Reclamation	<input type="checkbox"/> Municipal solid waste landfill	<input type="checkbox"/> Other (describe)

PART 1, SECTION 8. CHECKLIST AND CERTIFICATION STATEMENT (40 CFR 122.22(a) and (d))

Checklist and Certification Statement

8.1	In Column 1 below, mark the sections of Form 2S, Part 1, that you have completed and are submitting with your application. For each section, specify in Column 2 any attachments that you are enclosing to alert the permitting authority. Note that not all applicants are required to provide attachments.	
	Column 1	Column 2
	<input checked="" type="checkbox"/> Section 1: Facility Information	<input checked="" type="checkbox"/> w/ attachments
	<input checked="" type="checkbox"/> Section 2: Applicant Information	<input type="checkbox"/> w/ attachments
	<input type="checkbox"/> Section 3: Sewage Sludge Amount	<input type="checkbox"/> w/ attachments
	<input type="checkbox"/> Section 4: Pollutant Concentrations	<input type="checkbox"/> w/ attachments
	<input type="checkbox"/> Section 5: Treatment Provided at Your Facility	<input type="checkbox"/> w/ attachments
	<input type="checkbox"/> Section 6: Sewage Sludge Sent to Other Facilities	<input type="checkbox"/> w/ attachments
	<input type="checkbox"/> Section 7: Use and Disposal Sites	<input type="checkbox"/> w/ attachments
	<input type="checkbox"/> Section 8: Checklist and Certification Statement	

EPA Identification Number		NPDES Permit Number AL0027782	Facility Name MONROEVILLE DOUBLE BRANCH WWTP	Form Approved 03/05/19 OMB No. 2040-0004
Checklist and Certification Statement Continued	8.2	Certification Statement <i>I certify under penalty of law that this document and all attachments were prepared under my direction or supervision in accordance with a system designed to assure that qualified personnel properly gather and evaluate the information submitted. Based on my inquiry of the person or persons who manage the system, or those persons directly responsible for gathering the information, the information submitted is, to the best of my knowledge and belief, true, accurate, and complete. I am aware that there are significant penalties for submitting false information, including the possibility of fine and imprisonment for knowing violations.</i>		
		Name (print or type first and last name)	Official title	Phone number
		Signature		Date signed

PART 1 APPLICANTS STOP HERE.

Submit completed application package to your NPDES permitting authority.

This page intentionally left blank.

EPA Identification Number	NPDES Permit Number AL0027782	Facility Name MONROEVILLE DOUBLE <i>WWTp</i>	Form Approved 03/05/19 OMB No. 2040-0004	
PART 2		PERMIT APPLICATION INFORMATION (40 CFR 122.21(q))		
Complete this part if you have an effective NPDES permit or have been directed by the NPDES permitting authority to submit a full permit application. In other words, complete this part if your facility has, or is applying for, an NPDES permit. Part 2 is divided into five sections. Section 1 pertains to all applicants. The applicability of Sections 2 to 5 depends on your facility's sewage sludge use or disposal practices. See the instructions to determine which sections you are required to complete.				
PART 2, SECTION 1. GENERAL INFORMATION (40 CFR 122.21(q)(1-7) AND (q)(13))				
General Information	All Part 2 applicants must complete this section.			RECEIVED
	Facility Information			MAY 17 2021
	1.1	Facility name MONROEVILLE DOUBLE BRANCH WASTEWATER TREATMENT PLANT		MUNICIPAL SECTION
		Mailing address (street or P.O. box) P.O. BOX 674		
		City or town MONROEVILLE	State ALABAMA	ZIP code 36460
		Contact name (first and last) DARLENE JOHNSON	Title WASTEWATER SUPERVISOR	Phone number (251) 238-1029
		Email address djohnson@monroevillewaterworks.com		
		Location address (street, route number, or other specific identifier) 2189 HIGHWAY 47 SOUTH		<input type="checkbox"/> Same as mailing address
		City or town MONROEVILLE	State ALABAMA	ZIP code 36460
	1.2	Is this facility a Class I sludge management facility? <input checked="" type="checkbox"/> Yes <input type="checkbox"/> No		
	1.3	Facility Design Flow Rate	1.0 million gallons per day (mgd)	
	1.4	Total Population Served	6375	
	1.5	Ownership Status		
		<input type="checkbox"/> Public—federal	<input type="checkbox"/> Public—state	<input checked="" type="checkbox"/> Other public (specify) <u>WATER BOARD</u>
		<input type="checkbox"/> Private	<input type="checkbox"/> Other (specify) _____	
Applicant Information				
1.6	Is applicant different from entity listed under Item 1.1 above? <input checked="" type="checkbox"/> Yes <input type="checkbox"/> No → SKIP to Item 1.8 (Part 2, Section 1).			
1.7	Applicant name THE WATER WORKS AND SEWER BOARD OF THE CITY OF MONROEVILLE			
	Applicant mailing address (street or P.O. box) P.O. BOX 674			
	City or town MONROEVILLE	State ALABAMA	ZIP code 36460	
	Contact name (first and last) MITCH DEES	Title Assistant General <i>Manager</i>	Phone number (251) 575-2617	
	Email address mdees@monroeville.com			
1.8	Is the applicant the facility's owner, operator, or both? (Check only one response.) <input type="checkbox"/> Operator <input type="checkbox"/> Owner <input checked="" type="checkbox"/> Both			
1.9	To which entity should the NPDES permitting authority send correspondence? (Check only one response.) <input type="checkbox"/> Facility <input checked="" type="checkbox"/> Applicant <input type="checkbox"/> Facility and applicant (they are one and the same)			

EPA Identification Number	NPDES Permit Number AL0027782	Facility Name MONROEVILLE DOUBLE BRANCH WWTP	Form Approved 03/05/19 OMB No. 2040-0004
1.10	Facility's NPDES permit number <input type="checkbox"/> Check here if you do not have an NPDES permit but are otherwise required to submit Part 2 of Form 2S.	AL0027782	
1.11	Indicate all other federal, state, and local permits or construction approvals received or applied for that regulate this facility's sewage sludge management practices below.		
	<input type="checkbox"/> RCRA (hazardous wastes)	<input type="checkbox"/> Nonattainment program (CAA)	<input type="checkbox"/> NESHAPs (CAA)
	<input type="checkbox"/> PSD (air emissions)	<input type="checkbox"/> Dredge or fill (CWA Section 404)	<input type="checkbox"/> Other (specify)
	<input type="checkbox"/> Ocean dumping (MPRSA)	<input type="checkbox"/> UIC (underground injection of fluids)	
Indian Country			
1.12	Does any generation, treatment, storage, application to land, or disposal of sewage sludge from this facility occur in Indian Country? <input type="checkbox"/> Yes <input checked="" type="checkbox"/> No → SKIP to Item 1.14 (Part 2, Section 1) below.		
1.13	Provide a description of the generation, treatment, storage, land application, or disposal of sewage sludge that occurs.		
Topographic Map			
1.14	Have you attached a topographic map containing all required information to this application? (See instructions for specific requirements.) <input checked="" type="checkbox"/> Yes <input type="checkbox"/> No		
Line Drawing			
1.15	Have you attached a line drawing and/or a narrative description that identifies all sewage sludge practices that will be employed during the term of the permit containing all the required information to this application? (See instructions for specific requirements.) <input checked="" type="checkbox"/> Yes <input type="checkbox"/> No		
Contractor Information			
1.16	Do contractors have any operational or maintenance responsibilities related to sewage sludge generation, treatment, use, or disposal at the facility? <input type="checkbox"/> Yes <input checked="" type="checkbox"/> No → SKIP to Item 1.18 (Part 2, Section 1) below.		
1.17	Provide the following information for each contractor. <input type="checkbox"/> Check here if you have attached additional sheets to the application package.		
		Contractor 1	Contractor 2
	Contractor company name		
	Mailing address (street or P.O. box)		
	City, state, and ZIP code		
	Contact name (first and last)		
	Telephone number		
	Email address		

AL0027782

MONROEVILLE DOUBLE
BRANCH WWTP

1.17
cont.

Responsibilities of contractor

Contractor 1

Contractor 2

Contractor 3

Pollutant Concentrations

Using the table below or a separate attachment, provide sewage sludge monitoring data for the pollutants for which limits in sewage sludge have been established in 40 CFR 503 for this facility's expected use or disposal practices. All data must be based on three or more samples taken at least one month apart and must be no more than 4.5 years old.

Check here if you have attached additional sheets to the application package.

1.18

Pollutant	Average Monthly Concentration (mg/kg dry weight)	Analytical Method	Detection Level
Arsenic	71.6	EPA 6010C	194
Cadmium	82.2	EPA 6010C	224
Chromium	143.3	EPA 6010C	365
Copper	863.7	EPA 6010C	1310
Lead	109.2	EPA 6010C	264
Mercury	13.6	EPA 7471A	38.1
Molybdenum	56.4	EPA 6010C	153
Nickel	82.9	EPA 6010C	214
Selenium	61.1	EPA 6010C	166
Zinc	1140	EPA 6010C	1460

Checklist and Certification Statement

1.19

In Column 1 below, mark the sections of Form 2S, Part 2, that you have completed and are submitting with your application. For each section, specify in Column 2 any attachments that you are enclosing. Note that not all applicants are required to complete all sections or provide attachments. See Exhibit 2S-2 in the Instructions.

Column 1	Column 2
<input checked="" type="checkbox"/> Section 1 (General Information)	<input checked="" type="checkbox"/> w/ attachments
<input checked="" type="checkbox"/> Section 2 (Generation of Sewage Sludge or Preparation of a Material Derived from Sewage Sludge)	<input type="checkbox"/> w/ attachments
<input type="checkbox"/> Section 3 (Land Application of Bulk Sewage Sludge)	<input type="checkbox"/> w/ attachments
<input type="checkbox"/> Section 4 (Surface Disposal)	<input type="checkbox"/> w/ attachments
<input type="checkbox"/> Section 5 (Incineration)	<input type="checkbox"/> w/ attachments

1.20

Certification Statement

I certify under penalty of law that this document and all attachments were prepared under my direction or supervision in accordance with a system designed to assure that qualified personnel properly gather and evaluate the information submitted. Based on my inquiry of the person or persons who manage the system, or those persons directly responsible for gathering the information, the information submitted is, to the best of my knowledge and belief, true, accurate, and complete. I am aware that there are significant penalties for submitting false information, including the possibility of fine and imprisonment for knowing violations.

Name (print or type first and last name) MITCH DEES <i>Mitch Dees</i>	Official title ASSISTANT GENERAL MANAGER
Signature <i>Mitch Dees</i>	Date signed 9/11/20
Telephone number (251) 575-2617	

Upon the request of the NPDES permitting authority, you must submit any other information the authority deems necessary to assess sewage sludge use or disposal practices at your facility and identify appropriate permitting requirements.

General Information Continued

AL0027782

MONROEVILLE DOUBLE
BRAND WWTW**PART 2, SECTION 2. GENERATION OF SEWAGE SLUDGE OR PREPARATION OF A MATERIAL DERIVED FROM SEWAGE SLUDGE (40 CFR 122.21(q)(8) THROUGH (12))**

2.1 Does your facility generate sewage sludge or derive a material from sewage sludge?

 Yes No → SKIP to Part 2, Section 3.**Amount Generated Onsite**

2.2 Total dry metric tons per 365-day period generated at your facility:

27

Amount Received from Off Site Facility

2.3 Does your facility receive sewage sludge from another facility for treatment use or disposal?

 Yes No → SKIP to Item 2.7 (Part 2, Section 2) below.

2.4 Indicate the total number of facilities from which you receive sewage sludge for treatment, use, or disposal:

Provide the following information for each of the facilities from which you receive sewage sludge.

 Check here if you have attached additional sheets to the application package.

2.5 Name of facility

Mailing address (street or P.O. box)

City or town

State

ZIP code

Contact name (first and last)

Title

Phone number

Email address

Location address (street, route number, or other specific identifier)

 Same as mailing address

City or town

State

ZIP code

County

County code

 Not available

2.6 Indicate the amount of sewage sludge received, the applicable pathogen class and reduction alternative, and the applicable vector reduction option provided at the offsite facility.

Amount (dry metric tons)	Pathogen Class and Reduction Alternative	Vector Attraction Reduction Option
	<input type="checkbox"/> Not applicable <input type="checkbox"/> Class A, Alternative 1 <input type="checkbox"/> Class A, Alternative 2 <input type="checkbox"/> Class A, Alternative 3 <input type="checkbox"/> Class A, Alternative 4 <input type="checkbox"/> Class A, Alternative 5 <input type="checkbox"/> Class A, Alternative 6 <input type="checkbox"/> Class B, Alternative 1 <input type="checkbox"/> Class B, Alternative 2 <input type="checkbox"/> Class B, Alternative 3 <input type="checkbox"/> Class B, Alternative 4 <input type="checkbox"/> Domestic septage, pH adjustment	<input type="checkbox"/> Not applicable <input type="checkbox"/> Option 1 <input type="checkbox"/> Option 2 <input type="checkbox"/> Option 3 <input type="checkbox"/> Option 4 <input type="checkbox"/> Option 5 <input type="checkbox"/> Option 6 <input type="checkbox"/> Option 7 <input type="checkbox"/> Option 8 <input type="checkbox"/> Option 9 <input type="checkbox"/> Option 10 <input type="checkbox"/> Option 11

2.7 Identify the treatment process(es) that are known to occur at the offsite facility, including blending activities and treatment to reduce pathogens or vector attraction properties. (Check all that apply.)

 Preliminary operations (e.g., sludge grinding and dewatering) Thickening (concentration) Stabilization Anaerobic digestion Composting Conditioning Disinfection (e.g., beta ray irradiation, gamma ray irradiation, pasteurization) Dewatering (e.g., centrifugation, sludge drying beds, sludge lagoons) Heat drying Thermal reduction Methane or biogas capture and recovery Other (specify) _____

Generation of Sewage Sludge or Preparation of a Material Derived from Sewage Sludge

Generation of Sewage Sludge or Preparation of a Material Derived from Sewage Sludge Continued

Treatment Provided at Your Facility

2.8 For each sewage sludge use or disposal practice, indicate the applicable pathogen class and reduction alternative and the applicable vector attraction reduction option provided at your facility. Attach additional pages, as necessary.

Use or Disposal Practice (check one)	Pathogen Class and Reduction Alternative	Vector Attraction Reduction Option
<input checked="" type="checkbox"/> Land application of bulk sewage <input type="checkbox"/> Land application of biosolids (bulk) <input type="checkbox"/> Land application of biosolids (bags) <input type="checkbox"/> Surface disposal in a landfill <input type="checkbox"/> Other surface disposal <input type="checkbox"/> Incineration	<input type="checkbox"/> Not applicable <input type="checkbox"/> Class A, Alternative 1 <input type="checkbox"/> Class A, Alternative 2 <input type="checkbox"/> Class A, Alternative 3 <input type="checkbox"/> Class A, Alternative 4 <input type="checkbox"/> Class A, Alternative 5 <input type="checkbox"/> Class A, Alternative 6 <input type="checkbox"/> Class B, Alternative 1 <input checked="" type="checkbox"/> Class B, Alternative 2 <input type="checkbox"/> Class B, Alternative 3 <input type="checkbox"/> Class B, Alternative 4 <input type="checkbox"/> Domestic septage, pH adjustment	<input type="checkbox"/> Not applicable <input type="checkbox"/> Option 1 <input type="checkbox"/> Option 2 <input type="checkbox"/> Option 3 <input type="checkbox"/> Option 4 <input type="checkbox"/> Option 5 <input type="checkbox"/> Option 6 <input type="checkbox"/> Option 7 <input type="checkbox"/> Option 8 <input type="checkbox"/> Option 9 <input checked="" type="checkbox"/> Option 10 <input type="checkbox"/> Option 11

2.9 Identify the treatment process(es) used at your facility to reduce pathogens in sewage sludge or reduce the vector attraction properties of sewage sludge? (Check all that apply.)

- | | |
|----------------------------------------------------------------------------------------------------------------------|-----------------------------------------------------------------------------------------------------------|
| <input checked="" type="checkbox"/> Preliminary operations (e.g., sludge grinding and degritting) | <input checked="" type="checkbox"/> Thickening (concentration) |
| <input type="checkbox"/> Stabilization | <input type="checkbox"/> Anaerobic digestion |
| <input type="checkbox"/> Composting | <input type="checkbox"/> Conditioning |
| <input checked="" type="checkbox"/> Disinfection (e.g., beta ray irradiation, gamma ray irradiation, pasteurization) | <input checked="" type="checkbox"/> Dewatering (e.g., centrifugation, sludge drying beds, sludge lagoons) |
| <input type="checkbox"/> Heat drying | <input type="checkbox"/> Thermal reduction |
| <input type="checkbox"/> Methane or biogas capture and recovery | |

2.10 Describe any other sewage sludge treatment or blending activities not identified in Items 2.8 and 2.9 (Part 2, Section 2) above.

Check here if you have attached the description to the application package.

NA

Preparation of Sewage Sludge Meeting Ceiling and Pollutant Concentrations, Class A Pathogen Requirements, and One of Vector Attraction Reduction Options 1 to 8

2.11 Does the sewage sludge from your facility meet the ceiling concentrations in Table 1 of 40 CFR 503.13, the pollutant concentrations in Table 3 of 40 CFR 503.13, Class A pathogen reduction requirements at 40 CFR 503.32(a), and one of the vector attraction reduction requirements at 40 CFR 503.33(b)(1)–(8) and is it land applied?

- Yes No → SKIP to Item 2.14 (Part 2, Section 2) below.

2.12 Total dry metric tons per 365-day period of sewage sludge subject to this subsection that is applied to the land:

2.13 Is sewage sludge subject to this subsection placed in bags or other containers for sale or give-away for application to the land?

- Yes No

Check here once you have completed Items 2.11 to 2.13, then → SKIP to Item 2.32 (Part 2, Section 2) below.

EPA Identification Number		NPDES Permit Number AL0027782		Facility Name MONROEVILLE DOUBLE BRANCH WWTP		Form Approved 03/05/19 OMB No. 2040-0004		
Sale or Give-Away in a Bag or Other Container for Application to the Land								
Generation of Sewage Sludge or Preparation of a Material Derived from Sewage Sludge Continued	2.14	Do you place sewage sludge in a bag or other container for sale or give-away for land application? <input type="checkbox"/> Yes <input checked="" type="checkbox"/> No → SKIP to Item 2.17 (Part 2, Section 2) below.						
	2.15	Total dry metric tons per 365-day period of sewage sludge placed in a bag or other container at your facility for sale or give-away for application to the land:						
	2.16	Attach a copy of all labels or notices that accompany the sewage sludge being sold or given away in a bag or other container for application to the land. <input type="checkbox"/> Check here to indicate that you have attached all labels or notices to this application package.						
	<input type="checkbox"/> Check here once you have completed Items 2.14 to 2.16, then → SKIP to Part 2, Section 2, Item 2.32.							
	Shipment Off Site for Treatment or Blending							
	2.17	Does another facility provide treatment or blending of your facility's sewage sludge? (This question does not pertain to dewatered sludge sent directly to a land application or surface disposal site.) <input type="checkbox"/> Yes <input checked="" type="checkbox"/> No → SKIP to Item 2.32 (Part 2, Section 2) below.						
	2.18	Indicate the total number of facilities that provide treatment or blending of your facility's sewage sludge. Provide the information in Items 2.19 to 2.26 (Part 2, Section 2) below for each facility. <input type="checkbox"/> Check here if you have attached additional sheets to the application package.						
	2.19	Name of receiving facility						
		Mailing address (street or P.O. box)						
		City or town			State		ZIP code	
	Contact name (first and last)		Title	Phone number		Email address		
	Location address (street, route number, or other specific identifier)						<input type="checkbox"/> Same as mailing address	
	City or town			State		ZIP code		
2.20	Total dry metric tons per 365-day period of sewage sludge provided to receiving facility:							
2.21	Does the receiving facility provide additional treatment to reduce pathogens in sewage sludge from your facility or reduce the vector attraction properties of sewage sludge from your facility? <input type="checkbox"/> Yes <input type="checkbox"/> No → SKIP to Item 2.24 (Part 2, Section 2) below.							
2.22	Indicate the pathogen class and reduction alternative and the vector attraction reduction option met for the sewage sludge at the receiving facility.							
	Pathogen Class and Reduction Alternative			Vector Attraction Reduction Option				
	<input type="checkbox"/> Not applicable			<input type="checkbox"/> Not applicable				
	<input type="checkbox"/> Class A, Alternative 1			<input type="checkbox"/> Option 1				
	<input type="checkbox"/> Class A, Alternative 2			<input type="checkbox"/> Option 2				
	<input type="checkbox"/> Class A, Alternative 3			<input type="checkbox"/> Option 3				
	<input type="checkbox"/> Class A, Alternative 4			<input type="checkbox"/> Option 4				
	<input type="checkbox"/> Class A, Alternative 5			<input type="checkbox"/> Option 5				
	<input type="checkbox"/> Class A, Alternative 6			<input type="checkbox"/> Option 6				
	<input type="checkbox"/> Class B, Alternative 1			<input type="checkbox"/> Option 7				
	<input type="checkbox"/> Class B, Alternative 2			<input type="checkbox"/> Option 8				
	<input type="checkbox"/> Class B, Alternative 3			<input type="checkbox"/> Option 9				
	<input type="checkbox"/> Class B, Alternative 4			<input type="checkbox"/> Option 10				
	<input type="checkbox"/> Domestic septage, pH adjustment			<input type="checkbox"/> Option 11				

AL0027782

MONROEVILLE DOUBLE
BRANCH WWTP

Generation of Sewage Sludge or Preparation of a Material Derived from Sewage Sludge Continued

2.23	Which treatment process(es) are used at the receiving facility to reduce pathogens in sewage sludge or reduce the vector attraction properties of sewage sludge from your facility? (Check all that apply.)	
	<input type="checkbox"/> Preliminary operations (e.g., sludge grinding and degritting) <input type="checkbox"/> Stabilization <input type="checkbox"/> Composting <input type="checkbox"/> Disinfection (e.g., beta ray irradiation, gamma ray irradiation, pasteurization) <input type="checkbox"/> Heat drying <input type="checkbox"/> Methane or biogas capture and recovery	<input type="checkbox"/> Thickening (concentration) <input type="checkbox"/> Anaerobic digestion <input type="checkbox"/> Conditioning <input type="checkbox"/> Dewatering (e.g., centrifugation, sludge drying beds, sludge lagoons) <input type="checkbox"/> Thermal reduction <input type="checkbox"/> Other (specify) _____
2.24	Attach a copy of any information you provide the receiving facility to comply with the "notice and necessary information" requirement of 40 CFR 503.12(g). <input type="checkbox"/> Check here to indicate that you have attached material.	
2.25	Does the receiving facility place sewage sludge from your facility in a bag or other container for sale or give-away for application to the land? <input type="checkbox"/> Yes	<input type="checkbox"/> No → SKIP to Item 2.32 (Part 2, Section 2) below.
2.26	Attach a copy of all labels or notices that accompany the product being sold or given away. <input type="checkbox"/> Check here to indicate that you have attached material.	
<input type="checkbox"/> Check here once you have completed Items 2.17 to 2.26 (Part 2, Section 2), then → SKIP to Item 2.32 (Part 2, Section 2) below.		
Land Application of Bulk Sewage Sludge		
2.27	Is sewage sludge from your facility applied to the land? <input type="checkbox"/> Yes	<input type="checkbox"/> No → SKIP to Item 2.32 (Part 2, Section 2) below.
2.28	Total dry metric tons per 365-day period of sewage sludge applied to all land application sites:	
2.29	Did you identify all land application sites in Part 2, Section 3 of this application? <input type="checkbox"/> Yes	<input type="checkbox"/> No → Submit a copy of the land application plan with your application.
2.30	Are any land application sites located in states other than the state where you generate sewage sludge or derive a material from sewage sludge? <input type="checkbox"/> Yes	<input type="checkbox"/> No → SKIP to Item 2.32 (Part 2, Section 2) below.
2.31	Describe how you notify the NPDES permitting authority for the states where the land application sites are located. Attach a copy of the notification. <input type="checkbox"/> Check here if you have attached the explanation to the application package. <input type="checkbox"/> Check here if you have attached the notification to the application package.	
Surface Disposal		
2.32	Is sewage sludge from your facility placed on a surface disposal site? <input checked="" type="checkbox"/> Yes	<input type="checkbox"/> No → SKIP to Item 2.39 (Part 2, Section 2) below.
2.33	Total dry metric tons of sewage sludge from your facility placed on all surface disposal sites per 365-day period:	27
2.34	Do you own or operate all surface disposal sites to which you send sewage sludge for disposal? <input type="checkbox"/> Yes → SKIP to Item 2.39 (Part 2, Section 2) below.	<input checked="" type="checkbox"/> No
2.35	Indicate the total number of surface disposal sites to which you send your sewage sludge. (Provide the information in Items 2.36 to 2.38 of Part 2, Section 2, for each facility.) <input type="checkbox"/> Check here if you have attached additional sheets to the application package.	1

EPA Identification Number		NPDES Permit Number AL0027782		Facility Name MONROEVILLE DOUBLE BRANCH WWTP		Form Approved 03/05/19 OMB No. 2040-0004		
Generation of Sewage Sludge or Preparation of a Material Derived from Sewage Sludge Continued	2.36	Site name or number of surface disposal site you do not own or operate JORDAN FARMS						
		Mailing address (street or P.O. box) 13688 LOREE ROAD						
		City or Town REPTON			State ALABAMA		ZIP Code 36475	
		Contact Name (first and last) MICHAEL JORDAN		Title OWNER	Phone Number (251) 714-3121		Email Address mljordan09@yahoo.com	
	2.37	Site Contact (Check all that apply.) <input checked="" type="checkbox"/> Owner <input type="checkbox"/> Operator						
	2.38	Total dry metric tons of sewage sludge from your facility placed on this surface disposal site per 365-day period:					27	
	Incineration							
	2.39	Is sewage sludge from your facility fired in a sewage sludge incinerator? <input type="checkbox"/> Yes <input checked="" type="checkbox"/> No → SKIP to Item 2.46 (Part 2, Section 2) below.						
	2.40	Total dry metric tons of sewage sludge from your facility fired in all sewage sludge incinerators per 365-day period:						
	2.41	Do you own or operate all sewage sludge incinerators in which sewage sludge from your facility is fired? <input type="checkbox"/> Yes → SKIP to Item 2.46 (Part 2, Section 2) below. <input type="checkbox"/> No						
	2.42	Indicate the total number of sewage sludge incinerators used that you do not own or operate. (Provide the information in Items 2.43 to 2.45 directly below for each facility.) <input type="checkbox"/> Check here if you have attached additional sheets to the application package.						
	2.43	Incinerator name or number						
		Mailing address (street or P.O. box)						
		City or town			State		ZIP code	
		Contact name (first and last)		Title	Phone number		Email address	
	Location address (street, route number, or other specific identifier)					<input type="checkbox"/> Same as mailing address		
	City or town			State		ZIP code		
2.44	Contact (check all that apply) <input type="checkbox"/> Incinerator owner <input type="checkbox"/> Incinerator operator							
2.45	Total dry metric tons of sewage sludge from your facility fired in this sewage sludge incinerator per 365-day period:							
Disposal in a Municipal Solid Waste Landfill								
2.46	Is sewage sludge from your facility placed on a municipal solid waste landfill? <input type="checkbox"/> Yes <input checked="" type="checkbox"/> No → SKIP to Part 2, Section 3.							
2.47	Indicate the total number of municipal solid waste landfills used. (Provide the information in Items 2.48 to 2.52 directly below for each facility.) <input type="checkbox"/> Check here if you have attached additional sheets to the application package.							

Generation of Sewage Sludge or Preparation of a Material Derived from Sewage Sludge Continued	2.48	Name of landfill			
		Mailing address (street or P.O. box)			
		City or town		State	ZIP code
		Contact name (first and last)	Title	Phone number	Email address
		Location address (street, route number, or other specific identifier)			<input type="checkbox"/> Same as mailing address
		County	County code		<input type="checkbox"/> Not available
		City or town		State	ZIP code
	2.49	Total dry metric tons of sewage sludge from your facility placed in this municipal solid waste landfill per 365-day period:			
	2.50	List the numbers of all other federal, state, and local permits that regulate the operation of this municipal solid waste landfill.			
		Permit Number	Type of Permit		
2.51	Attach to the application information to determine whether the sewage sludge meets applicable requirements for disposal of sewage sludge in a municipal solid waste landfill (e.g., results of paint filter liquids test and TCLP test). <input type="checkbox"/> Check here to indicate you have attached the requested information.				
2.52	Does the municipal solid waste landfill comply with applicable criteria set forth in 40 CFR 258? <input type="checkbox"/> Yes <input type="checkbox"/> No				

MONROEVILLE DOUBLE BRANCH WWTP

SLUDGE MANAGEMENT MAP

Legend

Feature 1

47

LATITUDE - 31.505193N, LONGITUDE - -87.212008W

DRYING BEDS

DOUBLE BRANCH CREEK

STORM DRAIN

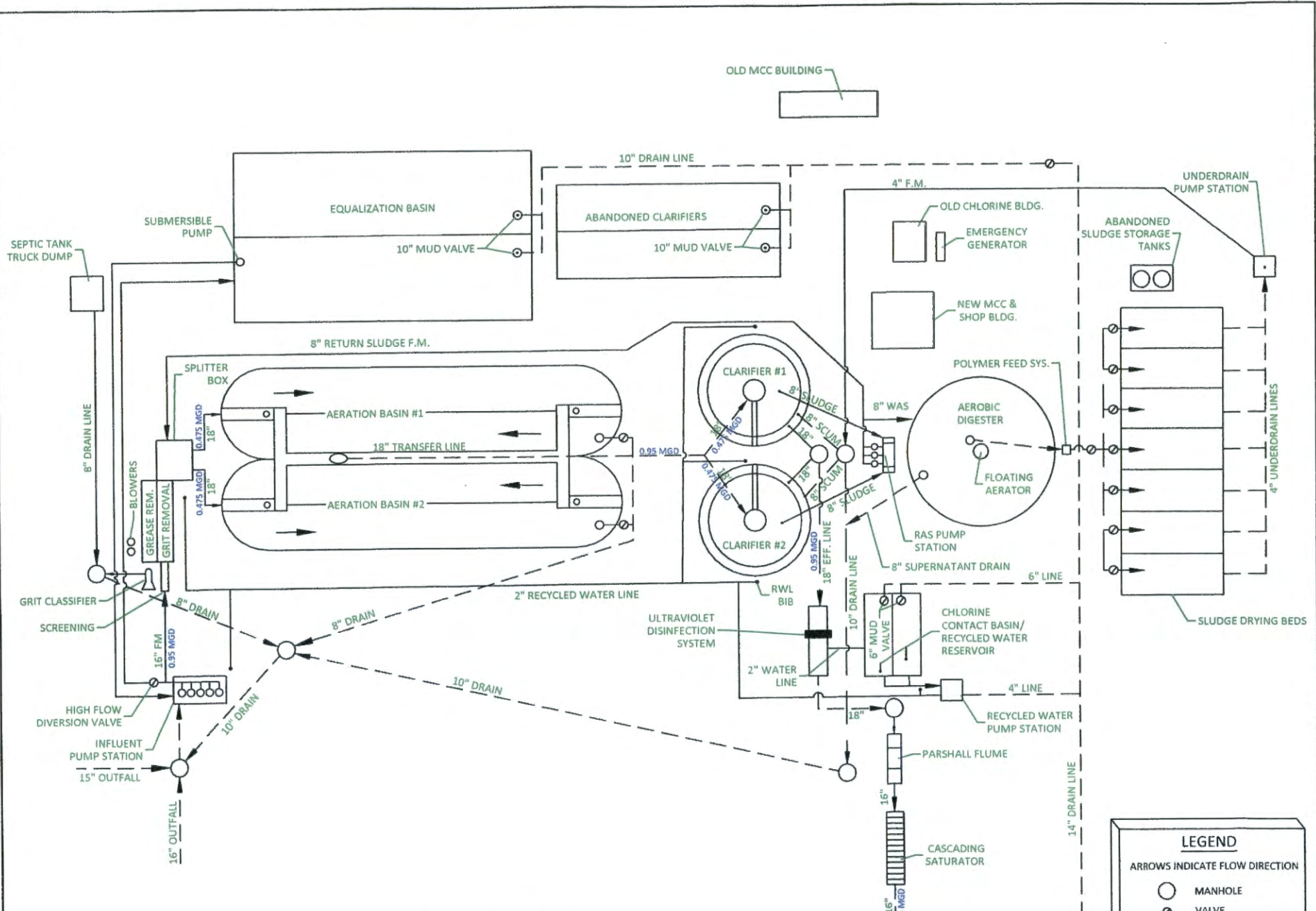
SLUDGE DIGESTER

Google earth

© 2005 Monroe Co
© 2011-Q3 NAVTEQ

700 ft





FLOW DIAGRAM
DOUBLE BRANCH WASTEWATER TREATMENT PLANT
CITY OF MONROEVILLE, ALABAMA
 January 2015

TO DOUBLE BRANCH CREEK

LEGEND	
ARROWS INDICATE FLOW DIRECTION	
	MANHOLE
	VALVE
	PRESSURE LINES
	DRAIN LINES

PART 2, SECTION 3 LAND APPLICATION OF BULK SEWAGE SLUDGE (40 CFR 122.21(q)(9))

Land Application of Bulk Sewage Sludge

3.1 Does your facility apply sewage sludge to land?
 Yes No → SKIP to Part 2, Section 4.

3.2 Do any of the following conditions apply?
 • The sewage sludge meets the ceiling concentrations in Table 1 of 40 CFR 503.12, the pollutant concentrations in Table 3 of 40 CFR 503.13, Class A pathogen reduction requirements at 40 CFR 503.32(a), and one of the vector attraction reduction requirements at 40 CFR 503.33(b)(1)–(8);
 • The sewage sludge is sold or given away in a bag or other container for application to the land; or
 • You provide the sewage sludge to another facility for treatment or blending.
 Yes → SKIP to Part 2, Section 4. No

3.3 Complete Section 3 for every site on which the sewage sludge is applied.
 Check here if you have attached sheets to the application package for one or more land application sites.

Identification of Land Application Site

3.4 Site name or number

Location address (street, route number, or other specific identifier) Same as mailing address

County County code Not available

City or town State ZIP code

Latitude/Longitude of Land Application Site (see instructions)

Latitude	Longitude
° ' "	° ' "

Method of Determination

USGS map Field survey Other (specify) _____

3.5 Provide a topographic map (or other appropriate map if a topographic map is unavailable) that shows the site location.
 Check here to indicate you have attached a topographic map for this site.

Owner Information

3.6 Are you the owner of this land application site?
 Yes → SKIP to Item 3.8 (Part 2, Section 3) below. No

3.7 Owner name

Mailing address (street or P.O. box)

City or town State ZIP code

Contact name (first and last) Title Phone number Email address

Applier Information

3.8 Are you the person who applies, or who is responsible for application of, sewage sludge to this land application site?
 Yes → SKIP to Item 3.10 (Part 2, Section 3) below. No

3.9 Applier's name

Mailing address (street or P.O. box)

City or town State ZIP code

Contact name (first and last) Title Phone number Email address

AL0027782

MONROEVILLE DOUBLE
BRANCH WWTP

Land Application of Bulk Sewage Sludge Continued

Site Type

- 3.10 Type of land application:
- | | |
|--------------------------------------------|----------------------------------------------|
| <input type="checkbox"/> Agricultural land | <input type="checkbox"/> Forest |
| <input type="checkbox"/> Reclamation site | <input type="checkbox"/> Public contact site |
| <input type="checkbox"/> Other (describe) | |

Crop or Other Vegetation Grown on Site

3.11 What type of crop or other vegetation is grown on this site?

3.12 What is the nitrogen requirement for this crop or vegetation?

Vector Attraction Reduction

3.13 Are the vector attraction reduction requirements at 40 CFR 503.33(b)(9) and (b)(10) met when sewage sludge is applied to the land application site?

Yes No → SKIP to Item 3.16 (Part 2, Section 3) below.

3.14 Indicate which vector attraction reduction option is met. (Check only one response.)

Option 9 (injection below land surface) Option 10 (incorporation into soil within 6 hours)

3.15 Describe any treatment processes used at the land application site to reduce vector attraction properties of sewage sludge.

Check here if you have attached your description to the application package.

Cumulative Loadings and Remaining Allotments

3.16 Is the sewage sludge applied to this site since July 20, 1993, subject to the cumulative pollutant loading rates (CPLRs) in 40 CFR 503.13(b)(2)?

Yes No → SKIP to Part 2, Section 4.

3.17 Have you contacted the NPDES permitting authority in the state where the bulk sewage sludge subject to CPLRs will be applied to ascertain whether bulk sewage sludge subject to CPLRs has been applied to this site on or since July 20, 1993?

Yes No → Sewage sludge subject to CPLRs may not be applied to this site. SKIP to Part 2, Section 4.

3.18 Provide the following information about your NPDES permitting authority:

NPDES permitting authority name	
Contact person	
Telephone number	
Email address	

3.19 Based on your inquiry, has bulk sewage sludge subject to CPLRs been applied to this site since July 20, 1993?

Yes No → SKIP to Part 2, Section 4.

3.20 Provide the following information for every facility other than yours that is sending, or has sent, bulk sewage sludge subject to CPLRs to this site since July 20, 1993. If more than one such facility sends sewage sludge to this site, attach additional pages as necessary.

Check here to indicate that additional pages are attached.

Facility name

Mailing address (street or P.O. box)

City or town

State

ZIP code

Contact name (first and last)

Title

Phone number

Email address

AL0027782

MONROEVILLE DOUBLE
BRANCH WWTP**PART 2, SECTION 4 SURFACE DISPOSAL (40 CFR 122.21(q)(10))**

Surface Disposal

4.1	Do you own or operate a surface disposal site?		
	<input type="checkbox"/> Yes	<input checked="" type="checkbox"/> No → SKIP to Part 2, Section 5.	
4.2	Complete all items in Section 4 for each active sewage sludge unit that you own or operate.		
	<input type="checkbox"/> Check here to indicate that you have attached material to the application package for one or more active sewage sludge units.		
Information on Active Sewage Sludge Units			
4.3	Unit name or number		
	Mailing address (street or P.O. box)		
	City or town	State	ZIP code
	Contact name (first and last)	Title	Phone number Email address
	Location address (street, route number, or other specific identifier)		<input type="checkbox"/> Same as mailing address
	County	County code	<input type="checkbox"/> Not available
	City or town	State	ZIP code
Latitude/Longitude of Active Sewage Sludge Unit (see instructions)			
	Latitude		Longitude
	° ' "		° ' "
Method of Determination			
	<input type="checkbox"/> USGS map <input type="checkbox"/> Field survey <input type="checkbox"/> Other (specify) _____		
4.4	Provide a topographic map (or other appropriate map if a topographic map is unavailable) that shows the site location.		
	<input type="checkbox"/> Check here to indicate that you have completed and attached a topographic map.		
4.5	Total dry metric tons of sewage sludge placed on the active sewage sludge unit per 365-day period:		
4.6	Total dry metric tons of sewage sludge placed on the active sewage sludge unit over the life of the unit:		
4.7	Does the active sewage sludge unit have a liner with a maximum permeability of 1×10^{-7} centimeters per second (cm/sec)?		
	<input type="checkbox"/> Yes	<input type="checkbox"/> No → SKIP to Item 4.9 (Part 2, Section 4) below.	
4.8	Describe the liner.		
	<input type="checkbox"/> Check here to indicate that you have attached a description to the application package.		
4.9	Does the active sewage sludge unit have a leachate collection system?		
	<input type="checkbox"/> Yes	<input type="checkbox"/> No → SKIP to Item 4.11 (Part 2, Section 4) below.	
4.10	Describe the leachate collection system and the method used for leachate disposal and provide the numbers of any federal, state, or local permit(s) for leachate disposal.		
	<input type="checkbox"/> Check here to indicate that you have attached the description to the application package.		

Surface Disposal Continued	4.11	Is the boundary of the active sewage sludge unit less than 150 meters from the property line of the surface disposal site?	<input type="checkbox"/> Yes	<input type="checkbox"/> No → SKIP to Item 4.13 (Part 2, Section 4) below.	
	4.12	Provide the actual distance in meters:		meters	
	4.13	Remaining capacity of active sewage sludge unit in dry metric tons:		dry metric tons	
	4.14	Anticipated closure date for active sewage sludge unit, if known (MM/DD/YYYY):			
	4.15	Attach a copy of any closure plan that has been developed for this active sewage sludge unit. <input type="checkbox"/> Check here to indicate that you have attached a copy of the closure plan to the application package.			
	Sewage Sludge from Other Facilities				
	4.16	Is sewage sludge sent to this active sewage sludge unit from any facilities other than your facility?	<input type="checkbox"/> Yes	<input type="checkbox"/> No → SKIP to Item 4.21 (Part 2, Section 4) below.	
	4.17	Indicate the total number of facilities (other than your facility) that send sewage sludge to this active sewage sludge unit. (Complete Items 4.18 to 4.20 directly below for each such facility.) <input type="checkbox"/> Check here to indicate that you have attached responses for each facility to the application package.			
	4.18	Facility name			
		Mailing address (street or P.O. box)			
		City or town		State	ZIP code
		Contact name (first and last)	Title	Phone number	Email address
	4.19	Indicate the pathogen class and reduction alternative and the vector attraction reduction option met for the sewage sludge before leaving the other facility.			
		Pathogen Class and Reduction Alternative	Vector Attraction Reduction Option		
		<input type="checkbox"/> Not applicable <input type="checkbox"/> Class A, Alternative 1 <input type="checkbox"/> Class A, Alternative 2 <input type="checkbox"/> Class A, Alternative 3 <input type="checkbox"/> Class A, Alternative 4 <input type="checkbox"/> Class A, Alternative 5 <input type="checkbox"/> Class A, Alternative 6 <input type="checkbox"/> Class B, Alternative 1 <input type="checkbox"/> Class B, Alternative 2 <input type="checkbox"/> Class B, Alternative 3 <input type="checkbox"/> Class B, Alternative 4 <input type="checkbox"/> Domestic septage, pH adjustment	<input type="checkbox"/> Not applicable <input type="checkbox"/> Option 1 <input type="checkbox"/> Option 2 <input type="checkbox"/> Option 3 <input type="checkbox"/> Option 4 <input type="checkbox"/> Option 5 <input type="checkbox"/> Option 6 <input type="checkbox"/> Option 7 <input type="checkbox"/> Option 8 <input type="checkbox"/> Option 9 <input type="checkbox"/> Option 10 <input type="checkbox"/> Option 11		
4.20	Which treatment process(es) are used at the other facility to reduce pathogens in sewage sludge or reduce the vector attraction properties of sewage sludge before leaving the other facility? (Check all that apply.)				
	<input type="checkbox"/> Preliminary operations (e.g., sludge grinding and dewatering) <input type="checkbox"/> Stabilization <input type="checkbox"/> Composting <input type="checkbox"/> Disinfection (e.g., beta ray irradiation, gamma ray irradiation, pasteurization) <input type="checkbox"/> Heat drying <input type="checkbox"/> Methane or biogas capture and recovery	<input type="checkbox"/> Thickening (concentration) <input type="checkbox"/> Anaerobic digestion <input type="checkbox"/> Conditioning <input type="checkbox"/> Dewatering (e.g., centrifugation, sludge drying beds, sludge lagoons) <input type="checkbox"/> Thermal reduction <input type="checkbox"/> Other (specify) _____			

AL0027782

MONROEVILLE DOUBLE
BRANCH WWTP**Vector Attraction Reduction**

- 4.21 Which vector attraction reduction option, if any, is met when sewage sludge is placed on this active sewage sludge unit?
- Option 9 (Injection below and surface) Option 11 (Covering active sewage sludge unit daily)
- Option 10 (Incorporation into soil within 6 hours) None

- 4.22 Describe any treatment processes used at the active sewage sludge unit to reduce vector attraction properties of sewage sludge.
- Check here if you have attached your description to the application package.

Groundwater Monitoring

- 4.23 Is groundwater monitoring currently conducted at this active sewage sludge unit, or are groundwater monitoring data otherwise available for this active sewage sludge unit?
- Yes No → SKIP to Item 4.26 (Part 2, Section 4) below.

- 4.24 Provide a copy of available groundwater monitoring data.
- Check here to indicate you have attached the monitoring data.

- 4.25 Describe the well locations, the approximate depth to groundwater, and the groundwater monitoring procedures used to obtain these data.
- Check here if you have attached your description to the application package.

- 4.26 Has a groundwater monitoring program been prepared for this active sewage sludge unit?
- Yes No → SKIP to Item 4.28 (Part 2, Section 4) below.

- 4.27 Submit a copy of the groundwater monitoring program with this permit application.
- Check here to indicate you have attached the monitoring program.

- 4.28 Have you obtained a certification from a qualified groundwater scientist that the aquifer below the active sewage sludge unit has not been contaminated?
- Yes No → SKIP to Item 4.30 (Part 2, Section 4) below.

- 4.29 Submit a copy of the certification with this permit application.
- Check here to indicate you have attached the certification to the application package.

Site-Specific Limits

- 4.30 Are you seeking site-specific pollutant limits for the sewage sludge placed on the active sewage sludge unit?
- Yes No → SKIP to Part 2, Section 5.

- 4.31 Submit information to support the request for site-specific pollutant limits with this application.
- Check here to indicate you have attached the requested information.

Surface Disposal Continued

AL0027782

MONROEVILLE DOUBLE
SEWAGE TREATMENT PLANT**PART 2, SECTION 5 INCINERATION (40 CFR 122.21(q)(11))****Incinerator Information**

5.1	Do you fire sewage sludge in a sewage sludge incinerator? <input type="checkbox"/> Yes <input checked="" type="checkbox"/> No → SKIP to END.
5.2	Indicate the total number of incinerators used at your facility. (Complete the remainder of Section 5 for each such incinerator.) <input type="checkbox"/> Check here to indicate that you have attached information for one or more incinerators.
5.3	Incinerator name or number
	Location address (street, route number, or other specific identifier)
	County <input type="checkbox"/> Not available
	County code
	City or town
	State
	ZIP code
Latitude/Longitude of Incinerator (see instructions)	
	Latitude
	° ' "
	Longitude
	° ' "
Method of Determination	
	<input type="checkbox"/> USGS map <input type="checkbox"/> Field survey <input type="checkbox"/> Other (specify) _____
Amount Fired	
5.4	Dry metric tons per 365-day period of sewage sludge fired in the sewage sludge incinerator:
Beryllium NESHAP	
5.5	Submit information, test data, and a description of measures taken that demonstrate whether the sewage sludge incinerated is beryllium-containing waste and will continue to remain as such. <input type="checkbox"/> Check here to indicate that you have attached this material to the application package.
5.6	Is the sewage sludge fired in this incinerator "beryllium-containing waste" as defined at 40 CFR 61.31? <input type="checkbox"/> Yes <input type="checkbox"/> No → SKIP to Item 5.8 (Part 2, Section 5) below.
5.7	Submit with this application a complete report of the latest beryllium emission rate testing <i>and</i> documentation of ongoing incinerator operating parameters indicating that the NESHAP emission rate limit for beryllium has been and will continue to be met. <input type="checkbox"/> Check here to indicate that you have attached this information.
Mercury NESHAP	
5.8	Is compliance with the mercury NESHAP being demonstrated via stack testing? <input type="checkbox"/> Yes <input type="checkbox"/> No → SKIP to Item 5.11 (Part 2, Section 5) below.
5.9	Submit a complete report of stack testing and documentation of ongoing incinerator operating parameters indicating that the incinerator has met and will continue to meet the mercury NESHAP emission rate limit. <input type="checkbox"/> Check here to indicate that you have attached this information.
5.10	Provide copies of mercury emission rate tests for the two most recent years in which testing was conducted. <input type="checkbox"/> Check here to indicate that you have attached this information.
5.11	Do you demonstrate compliance with the mercury NESHAP by sewage sludge sampling? <input type="checkbox"/> Yes <input type="checkbox"/> No → SKIP to Item 5.13 (Part 2, Section 5) below.
5.12	Submit a complete report of sewage sludge sampling and documentation of ongoing incinerator operating parameters indicating that the incinerator has met and will continue to meet the mercury NESHAP emission rate limit. <input type="checkbox"/> Check here to indicate that you have attached this information.

Incineration

Dispersion Factor

5.13 Dispersion factor in micrograms/cubic meter per gram/second:

5.14 Name and type of dispersion model:

5.15 Submit a copy of the modeling results and supporting documentation.

 Check here to indicate that you have attached this information.**Control Efficiency**

5.16 Provide the control efficiency, in hundredths, for each of the pollutants listed below.

Pollutant**Control Efficiency, in Hundredths**

Arsenic

Cadmium

Chromium

Lead

Nickel

5.17 Attach a copy of the results or performance testing and supporting documentation (including testing dates).

 Check here to indicate that you have attached this information.**Risk-Specific Concentration for Chromium**

5.18 Provide the risk-specific concentration (RSC) used for chromium in micrograms per cubic meter:

5.19 Was the RSC determined via Table 2 in 40 CFR 503.43?

 Yes No → SKIP to Item 5.21 (Part 2, Section 5) below.

5.20 Identify the type of incinerator used as the basis.

 Fluidized bed with wet scrubber Other types with wet scrubber Fluidized bed with wet scrubber and wet electrostatic precipitator Other types with wet scrubber and wet electrostatic precipitator

5.21 Was the RSC determined via Table 6 in 40 CFR 503.43 (site-specific determination)?

 Yes No → SKIP to Item 5.23 (Part 2, Section 5) below.

5.22 Provide the decimal fraction of hexavalent chromium concentration to total chromium concentration in stack exit gas:

5.23 Attach the results of incinerator stack tests for hexavalent and total chromium concentrations, including the date(s) of any test(s), with this application.

 Check here to indicate that you have attached this information. Not applicable**Incinerator Parameters**

5.24 Do you monitor total hydrocarbons (THC) in the exit gas of the sewage sludge incinerator?

 Yes No

5.25 Do you monitor carbon monoxide (CO) in the exit gas of the sewage sludge incinerator?

 Yes No

5.26 Indicate the type of sewage sludge incinerator.

5.27 Incinerator stack height in meters:

5.28 Indicate whether the value submitted in Item 5.27 is (check only one response):

 Actual stack height Creditable stack height

Incineration Continued

