




| | | | |
|----------------------------|--|---|--|
| |  |  |  |
| Air Quality Index for: | Mobile, AI | Phenix City, AI | Montgomery, AI |
| Report as of: | October 19, 2020 | | |
| | Daily Value | Daily Value | Daily Value |
| Ozone 1-HOUR MAX | 45 | 40 | 44 |
| Ozone 8-HOUR MAX | 39 | 37 | 39 |
| PM 2.5 24-HOUR AVG | 16.4 | 7.7 | 14.1 |
| Sulfur Dioxide 1-HOUR MAX | 4.3 | not monitored at this location | not monitored at this location |
| Sulfur Dioxide 24-HOUR AVG | 1.2 | not monitored at this location | not monitored at this location |

| | | | |
|------------------------------|--|---------------|--|
| AQI: | 60 | 32 | 55 |
| Category: | YELLOW MODERATE | GREEN GOOD | YELLOW MODERATE |
| Responsible Pollutant | PM 2.5 | PM 2.5 | PM 2.5 |
| HEALTH EFFECTS | Respiratory symptoms possible in unusually sensitive individuals, possible aggravation of heart or lung disease in people with cardiopulmonary disease and older adults. | None | Respiratory symptoms possible in unusually sensitive individuals, possible aggravation of heart or lung disease in people with cardiopulmonary disease and older adults. |
| CAUTIONS | Unusually sensitive people should consider reducing prolonged or heavy exertion. | None | Unusually sensitive people should consider reducing prolonged or heavy exertion. |

N/A= DATA NOT AVAILABLE TODAY

This report is based on values from the previous day.

Additional information concerning the air quality index can be found on EPA's web site:
<http://airnow.gov/index.cfm?action=static.aqi>



Quality of Air Means Quality of Life